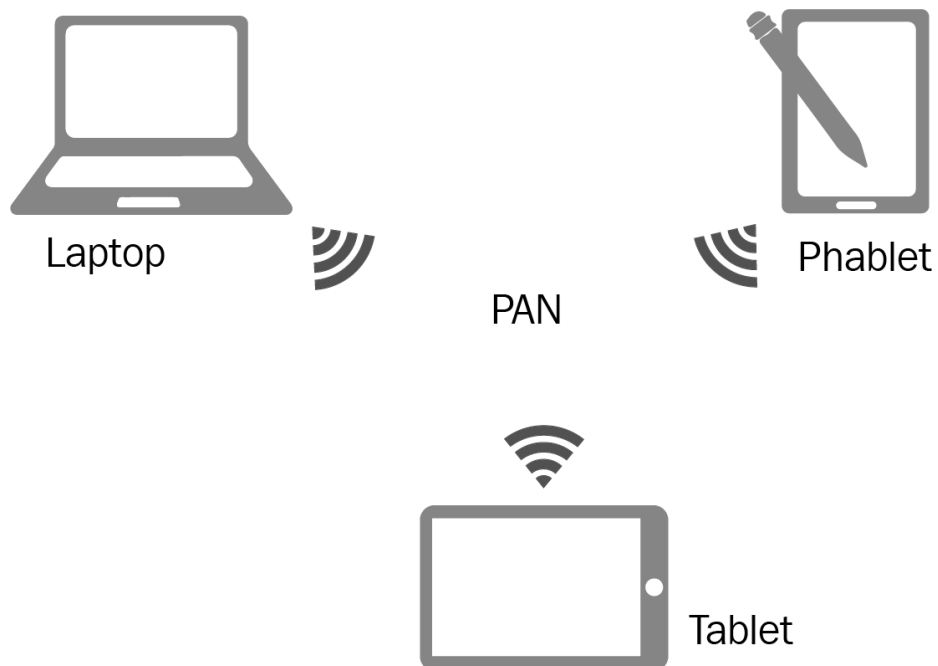
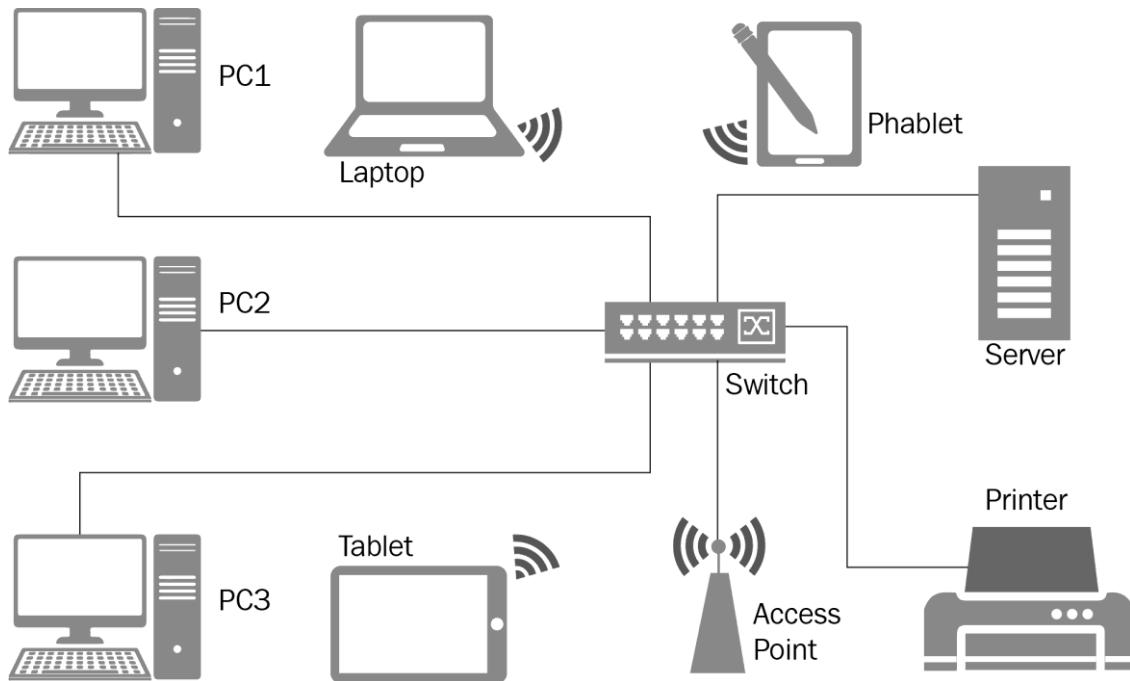
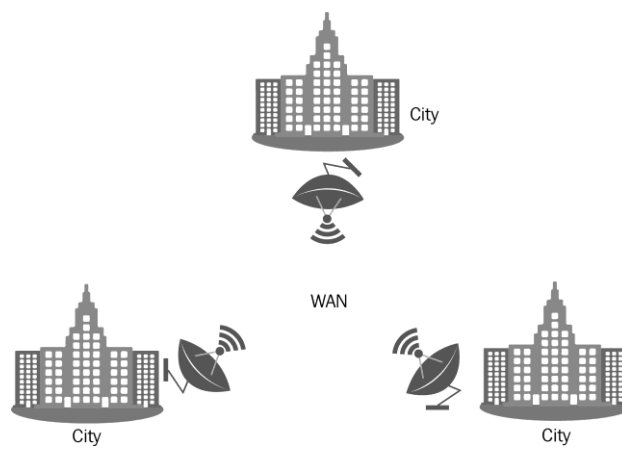
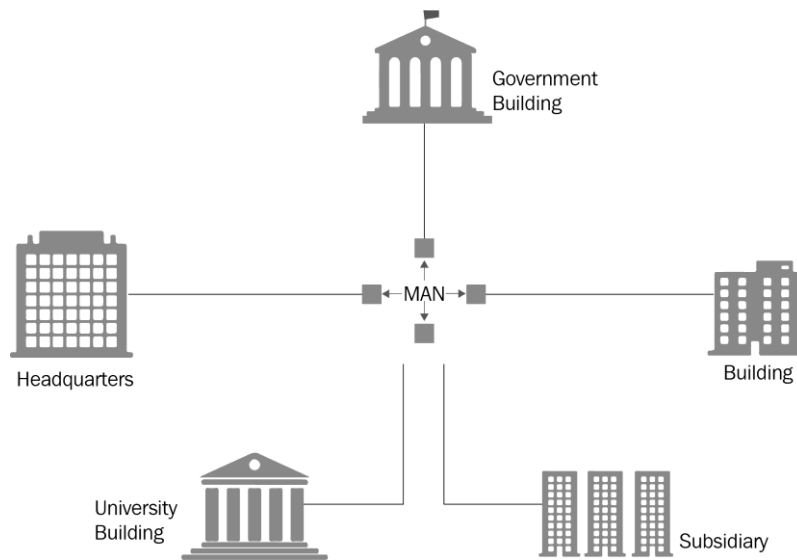
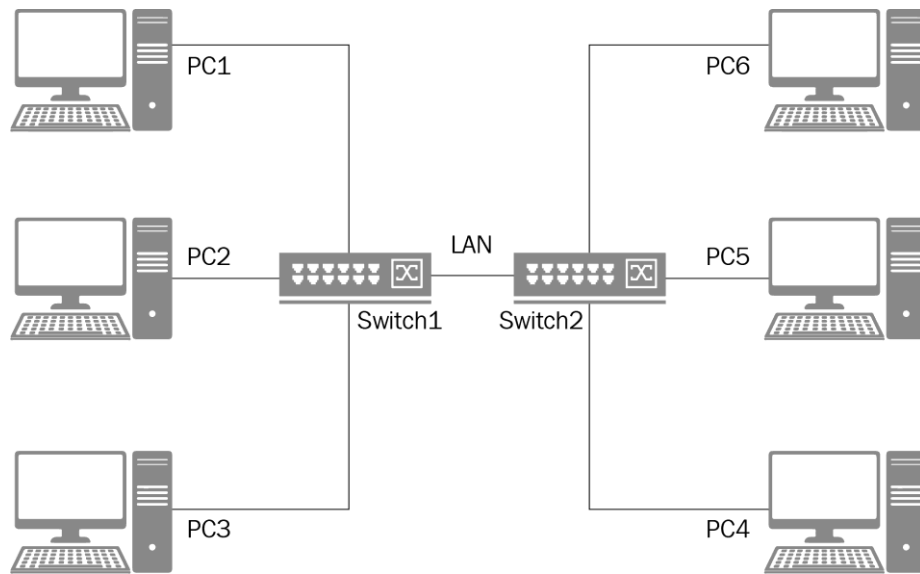
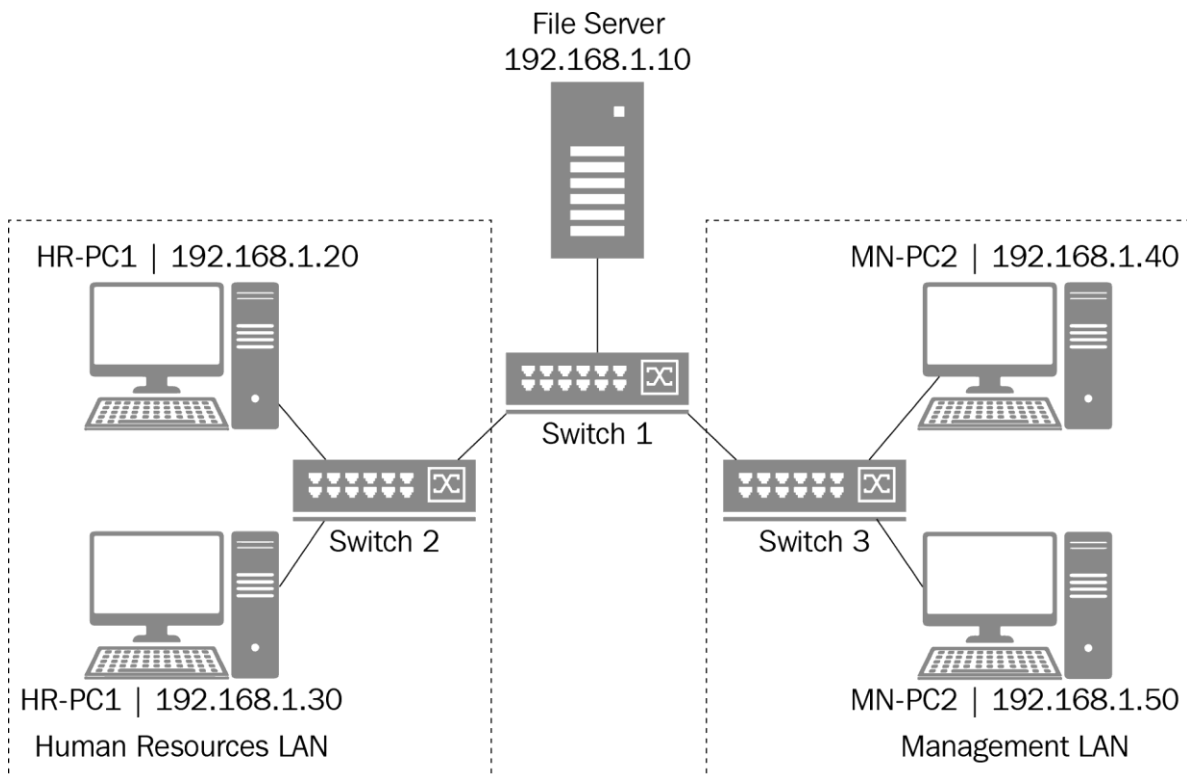
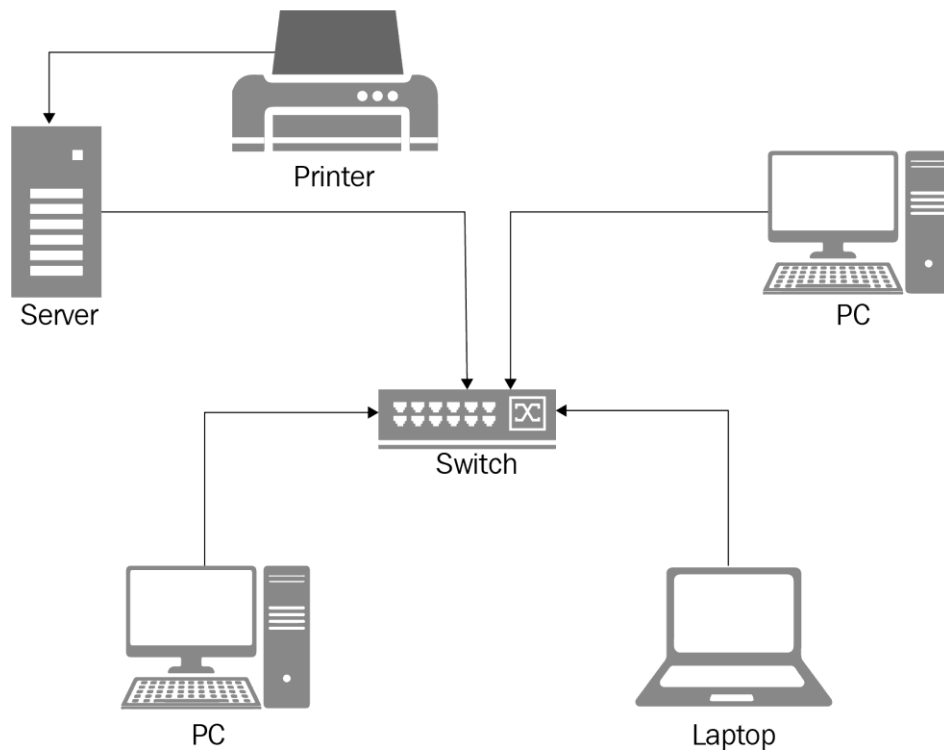
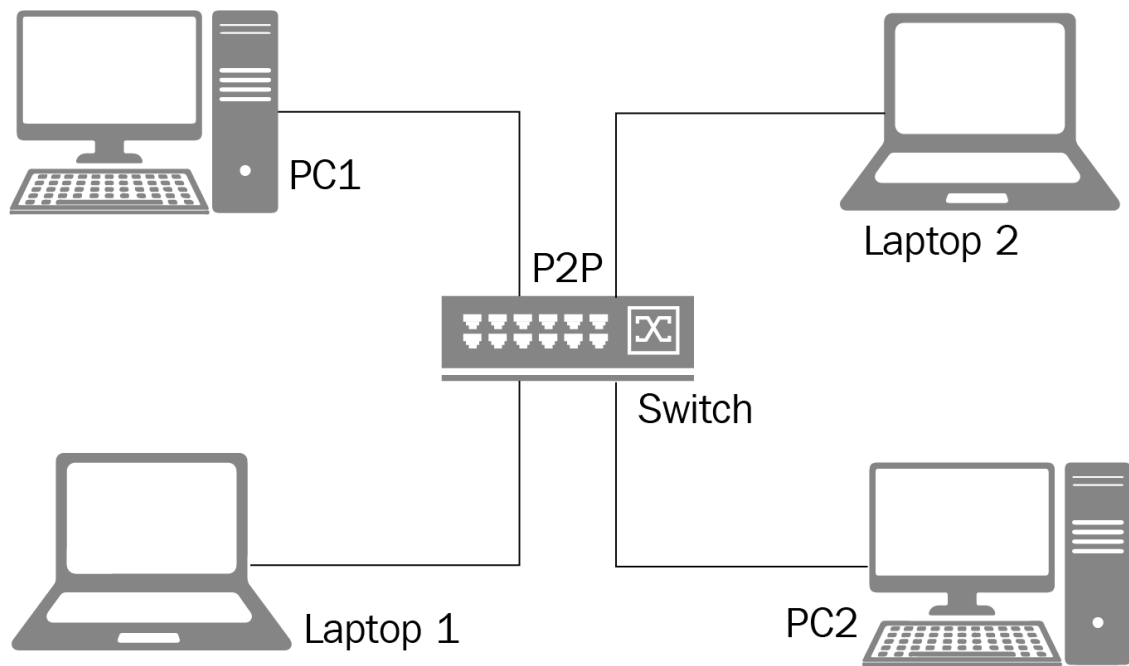


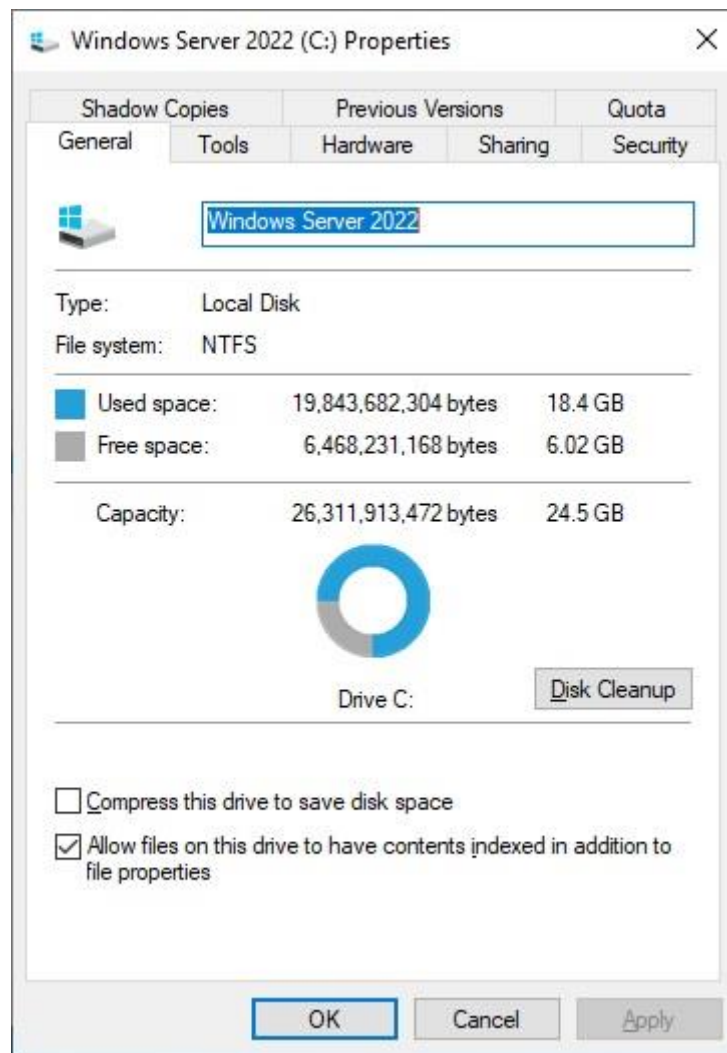
Chapter 1: Getting Started with Windows Server









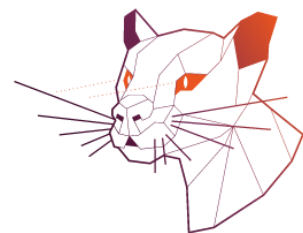


Get Ubuntu Server

Option 2: Manual server installation

USB or DVD image based physical install

- ✓ OS security guaranteed until April 2025
- ✓ Extended security maintenance until April 2030
- ✓ Commercial support for enterprise customers



[Download Ubuntu Server 20.04.3 LTS](#)

[Alternative releases >](#)

[Alternative downloads >](#)

[Alternative architectures >](#)

Just like that, your Mac is a powerful server.

macOS Server brings even more power to your business, home office, or school. Designed to work with macOS and iOS, macOS Server makes it easy to configure Mac and iOS devices. It's also remarkably simple to install, set up, and manage. Add macOS Server to your Mac from the [Mac App Store](#) for just \$19.99.



Windows Server products & resources

⊖ Windows Server 2022

Evaluations | [180 days](#)

In addition to your trial experience of Windows Server 2022, you can more easily add and manage languages and Features on Demand with the new Languages and Optional Features ISO. Download this [ISO](#).

This ISO is only available on Windows Server 2022 and combines the previously separate Features on Demand and Language Packs ISOs, and can be used as a FOD and Language pack repository. To learn about Features on Demand, see [Features on Demand](#). To learn about adding languages, see [Add Languages](#).

⊖ [Get started for free](#)

Please complete the form to continue:

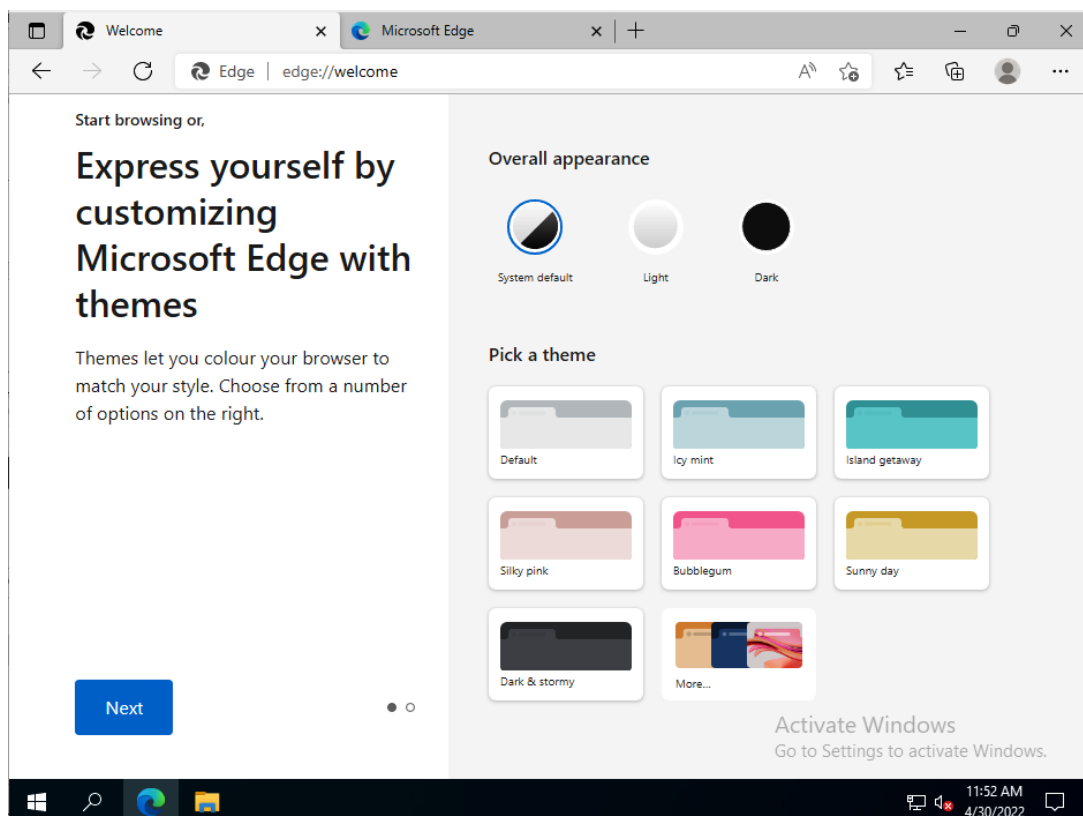
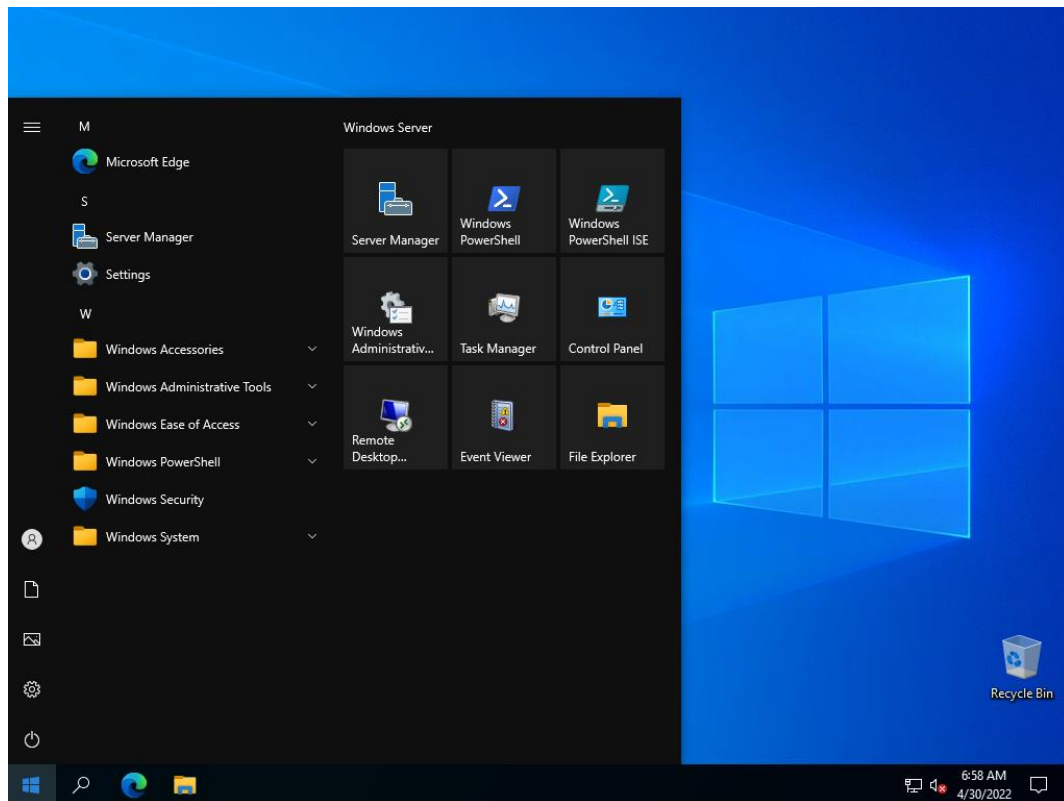
* First name	<input type="text"/>
* Last name	<input type="text"/>
* Company name	<input type="text"/>
* Company size	<input type="text" value="Select one"/>
* Job title	<input type="text" value="Select one"/>
* Work email address	<input type="text"/>
* Work phone number	<input type="text"/>
* Country/region	<input type="text" value="Select one"/>

* Indicates a required field

[Back](#)

[Continue](#)

Chapter 2: Introducing Windows Server 2022



Windows Admin Center | Server Manager

Microsoft

⌵ 🔔 ⚙️ ?

Dautti-Server01

Tools

Search Tools

Overview

Azure hybrid center

Azure Kubernetes Service

Azure Backup

Azure File Sync

Azure Monitor

Certificates

Devices


Events

Files & file sharing

Firewall

Settings

Azure hybrid center




On-premises servers, meet the cloud

Enhance your existing servers and workloads with new ways to protect, monitor, update, backup, connect, and sync with Azure hybrid services.

Available Services

Installed Services

1. Set up Azure Arc



Azure Arc

We recommend you onboard to Azure Arc. With Azure Arc inventory your on-organize and manage servers from Azure. Azure Arc for servers comes at no a

Set up

Windows Admin Center | Server Manager

Microsoft

⌵ 🔔 ⚙️ ?

Dautti-Server01

Tools

Search Tools

Processes

Registry

Remote Desktop

Roles & features

Scheduled tasks

Security

Services


Storage

Storage Migration Service

Storage Replica

Settings

Storage Migration Service



Migrate servers and file shares to Azure or Windows Server 2022—without requiring apps or users to change anything.

[Get an overview of Storage Migration Service](#)

Install

Windows Admin Center | Server Manager

Microsoft

>

?

Dautti-Server01

Tools

Search Tools

Remote Desktop

Roles & features

Scheduled tasks

Security

Services

Storage

Storage Migration Service

Storage Replica

System Insights

Updates

Settings

Storage Replica

Replicate volumes between servers or clusters for disaster recovery

[Get an overview of Storage Replica](#)

☐ Restart the server automatically, if required

Install

Windows Admin Center | Server Manager

Microsoft

>

?

Dautti-Server1

Tools

Search Tools

Scheduled tasks

Security

Services

Storage

Storage Migration Service

Storage Replica

System Insights

Updates

Virtual machines

Virtual switches

Settings

Security

PREVIEW

Summary

Protection history

Secured-core

[What is Secured-core server?](#)

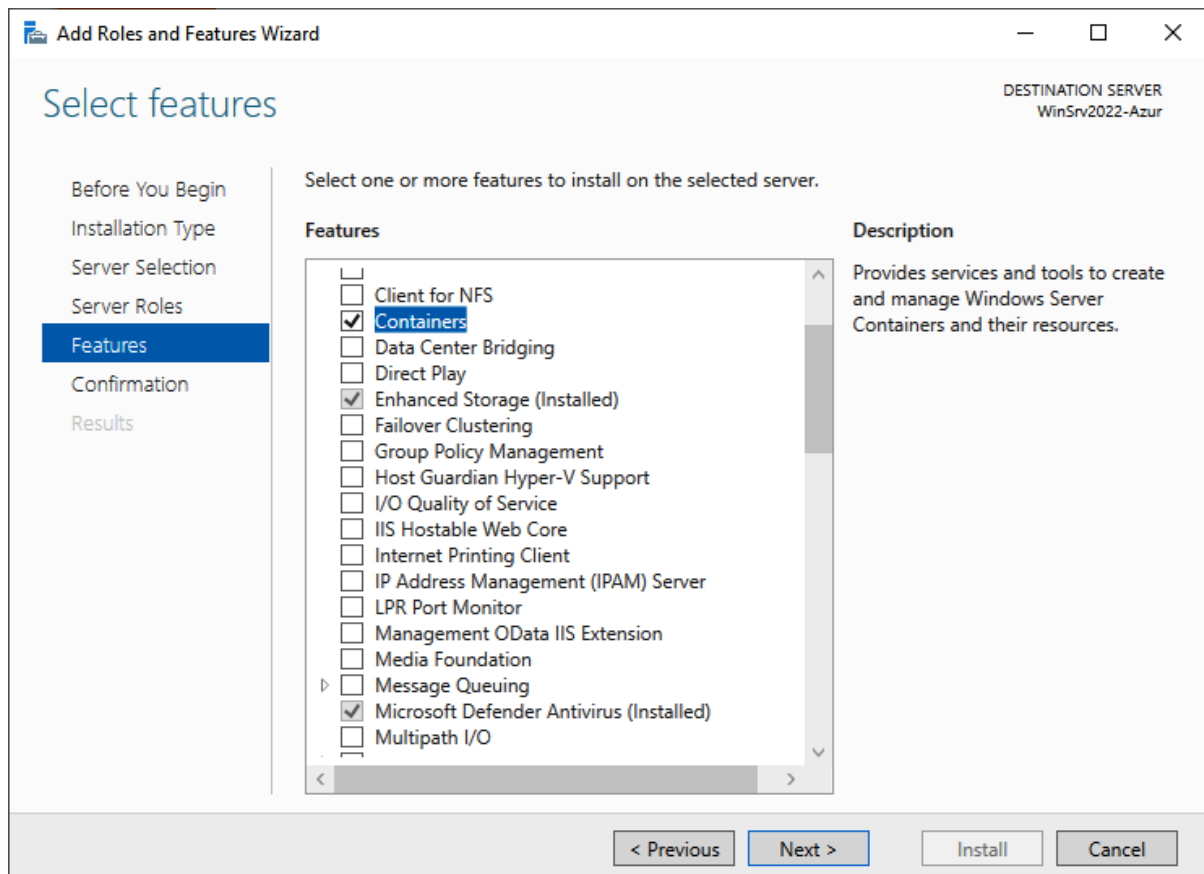
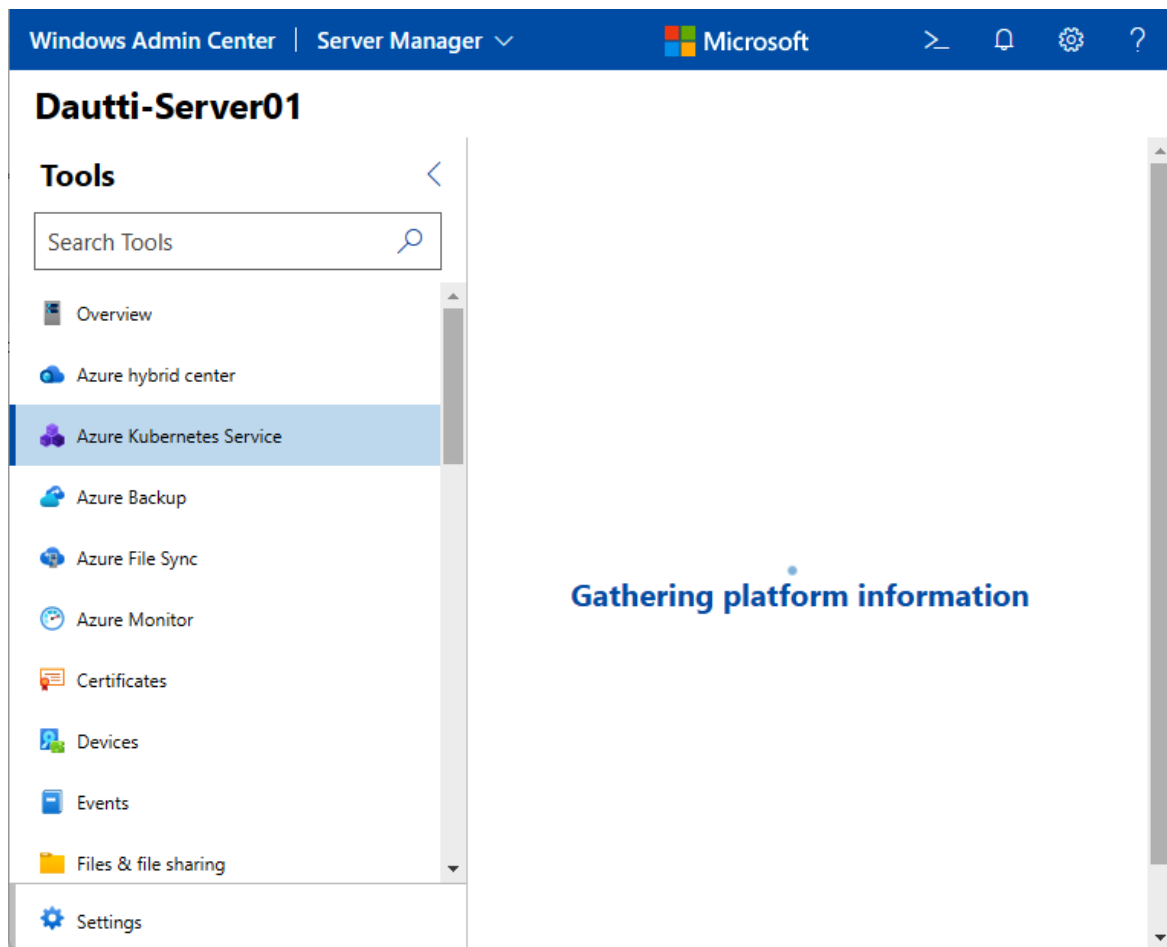
✖

Your device meets only 1 of 6 requirements for Secured-core Server.

☑ Enable

☒ Disable

<input type="checkbox"/> Security Feature	Status
Hypervisor Enforced Code Integrity (HVCI)	✖ Not configured
Boot DMA Protection	☒ Not supported
System Guard	☒ Not supported
Secure Boot	✖ Not configured
Virtualization-based Security (VBS)	☑ On
Trusted Platform Module 2.0 (TPM 2.0)	☒ Not supported



Windows Admin Center | Micros

https://www.microsoft.com/en-us/windows-server/windows-admin-center

Personale

Other favorites

Microsoft

Windows Server

Pricing

Solutions

Previous versions

Try Windows Server

All Microsoft

Read how Microsoft is responding to the COVID-19 outbreak and get resources to help

Windows Admin Center

Windows Admin Center is your remote management tool for Windows Server running anywhere—physical, virtual, on-premises, in Azure, or in a hosted environment—at no additional cost.

[Download Windows Admin Center](#)

[Read the datasheet](#)

Announcing general availability of Windows Admin Center version 21H1

Windows Server Miniseries: Month of Cloud Essentials

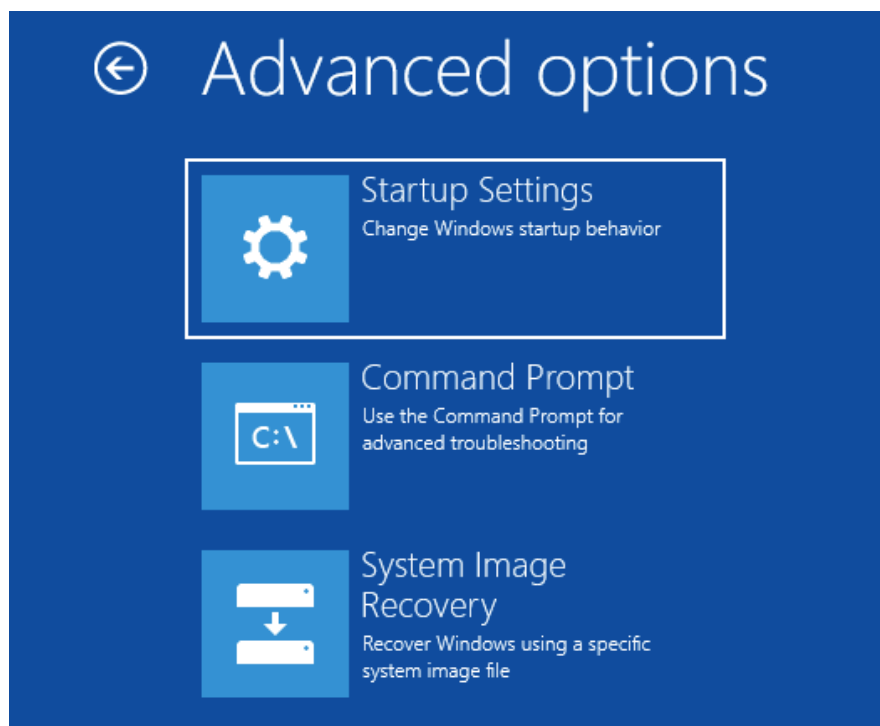
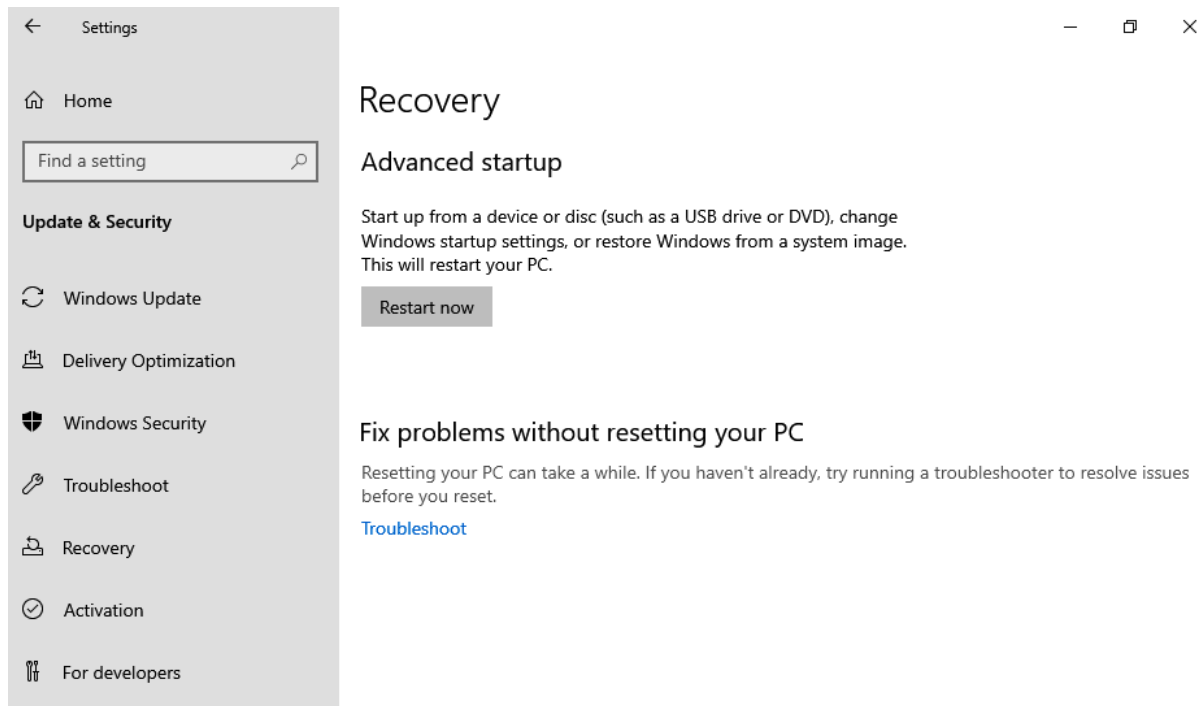
Watch the Month of Cloud Essentials miniseries on-demand to learn tips from our experts on bringing the efficiencies of Azure to your Windows Servers

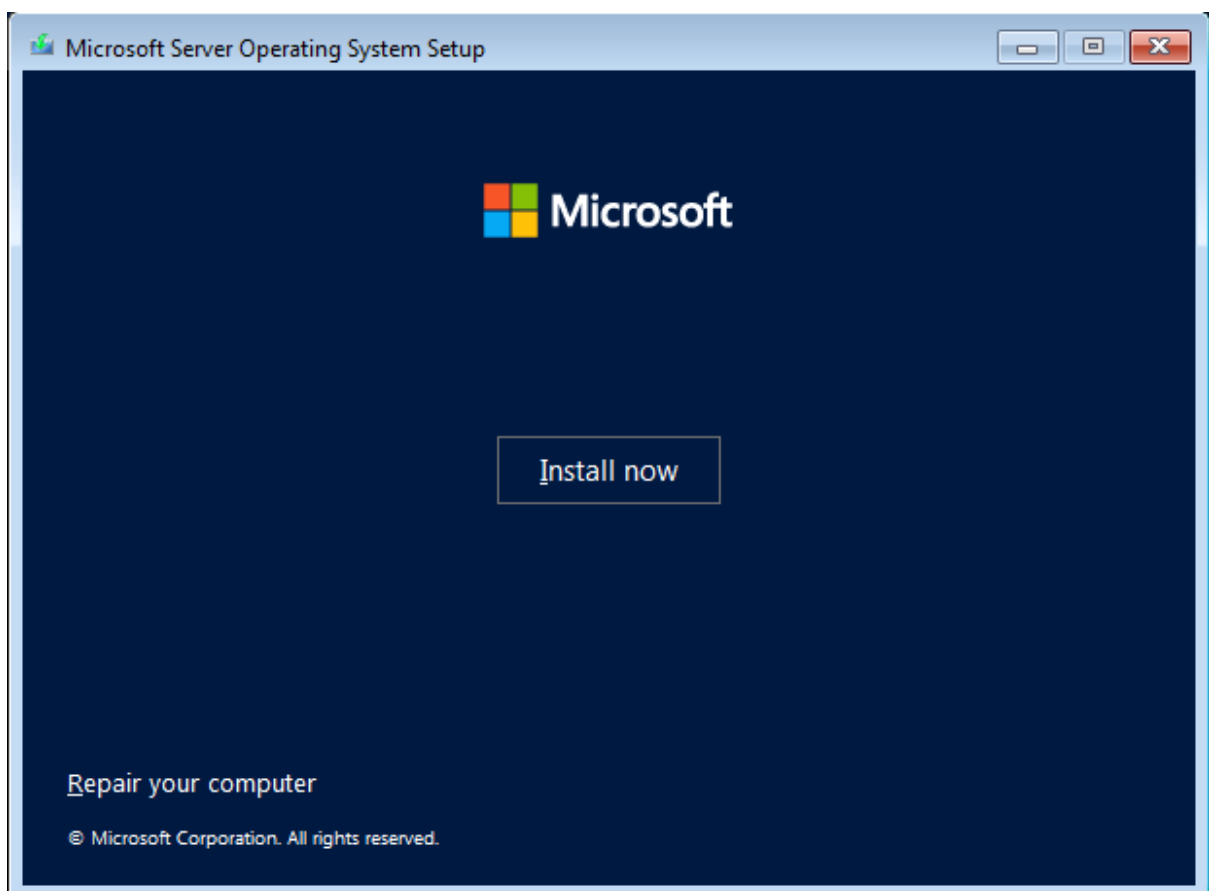
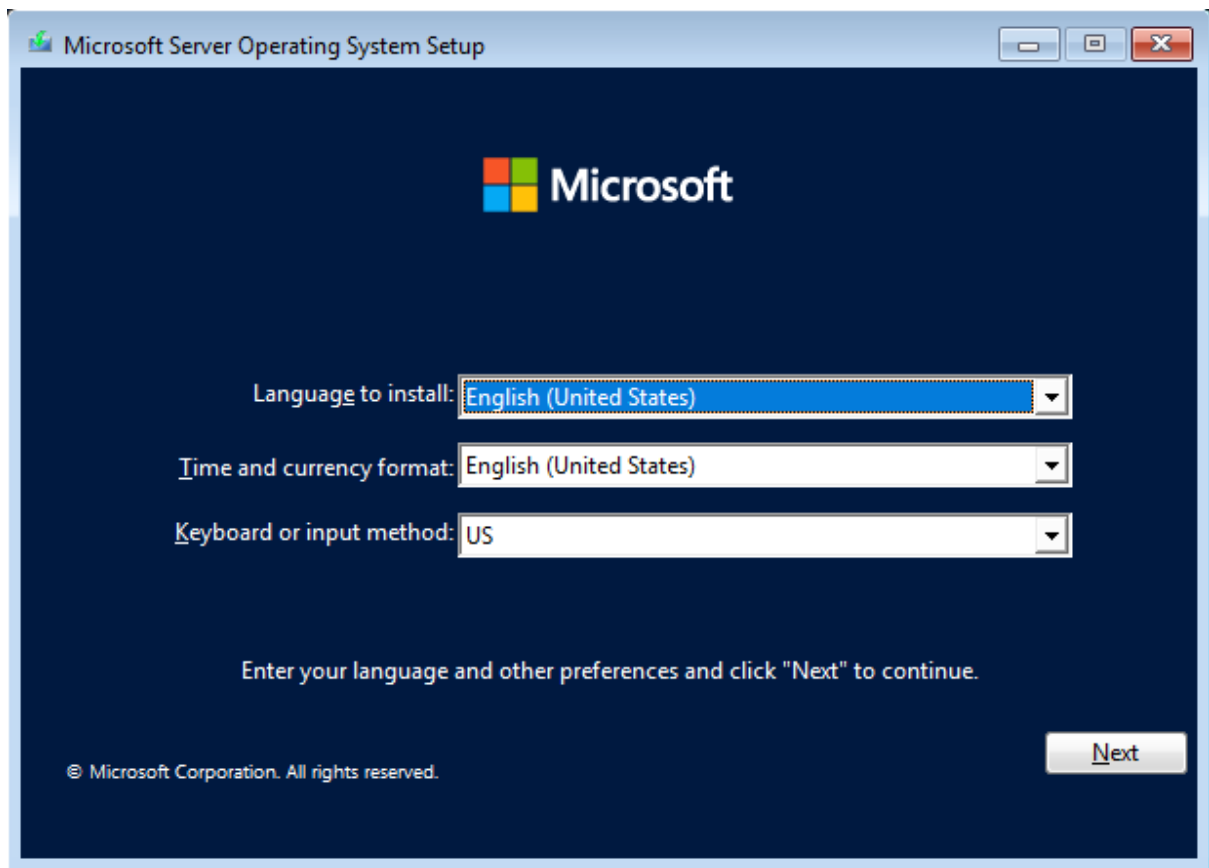
Server management reimagined with Windows Admin Center

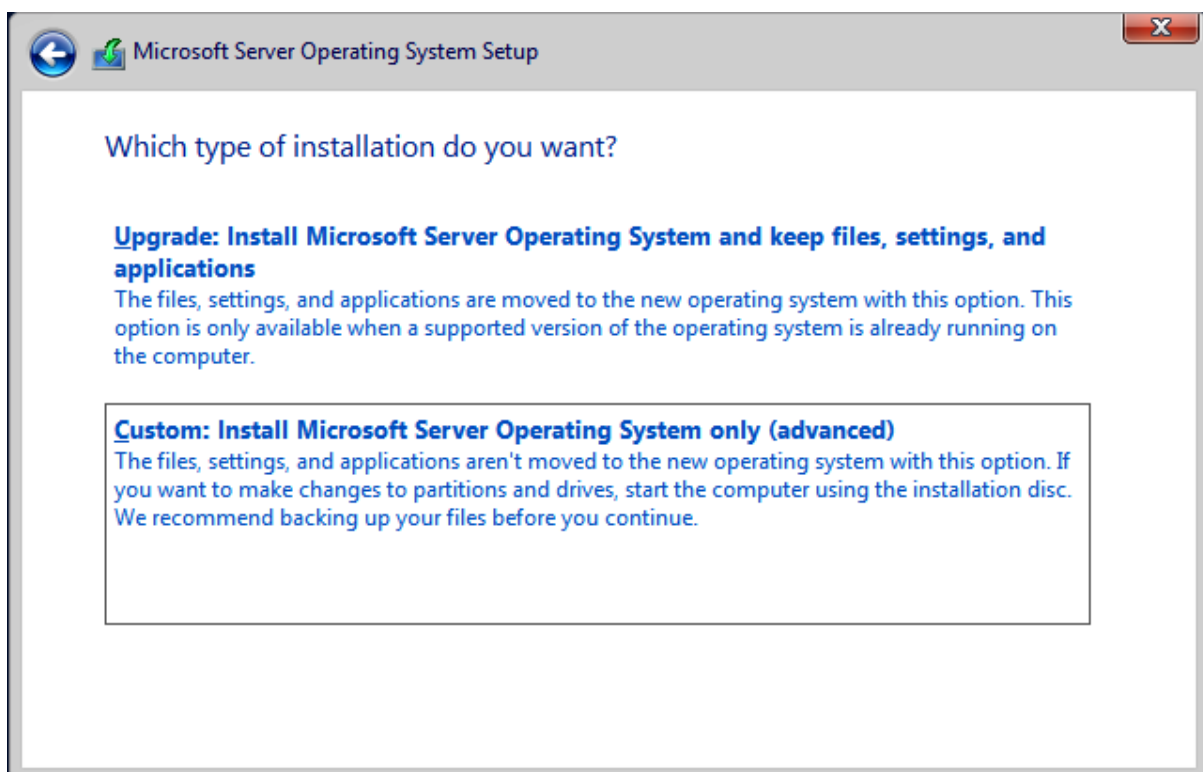
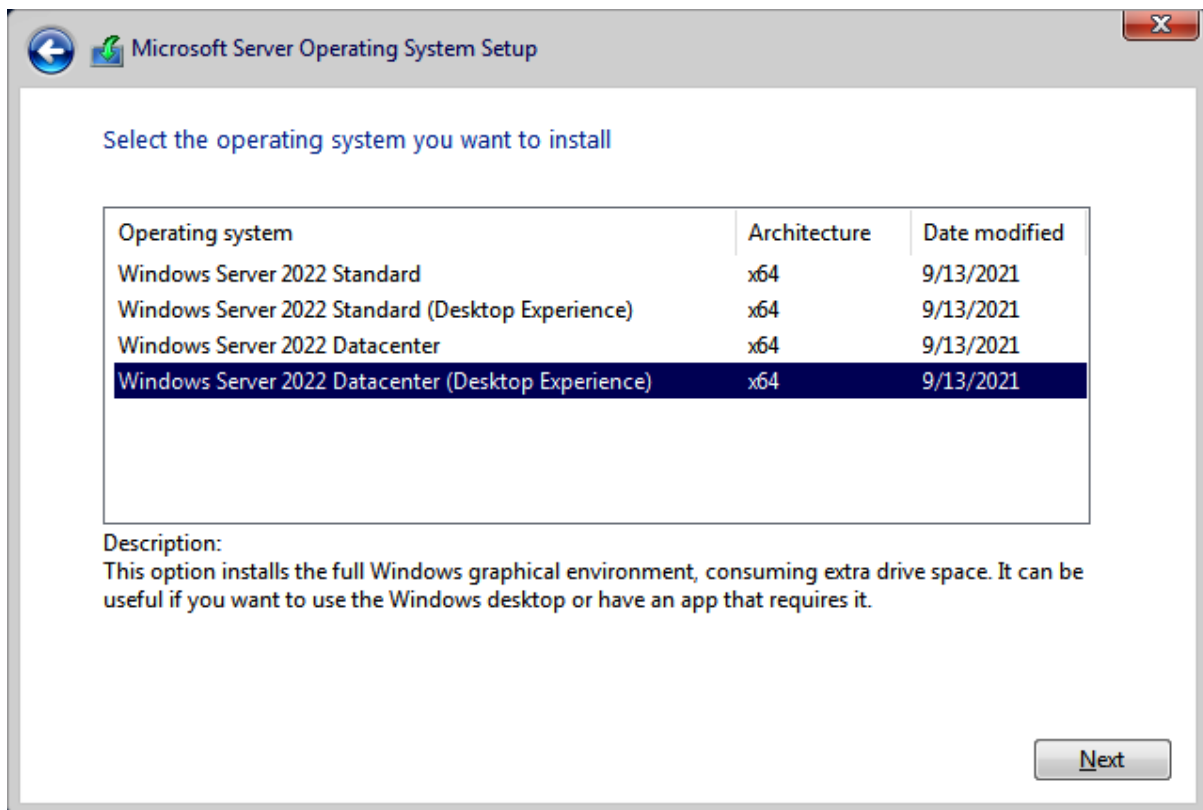
<https://news.microsoft.com/covid-19-response/>

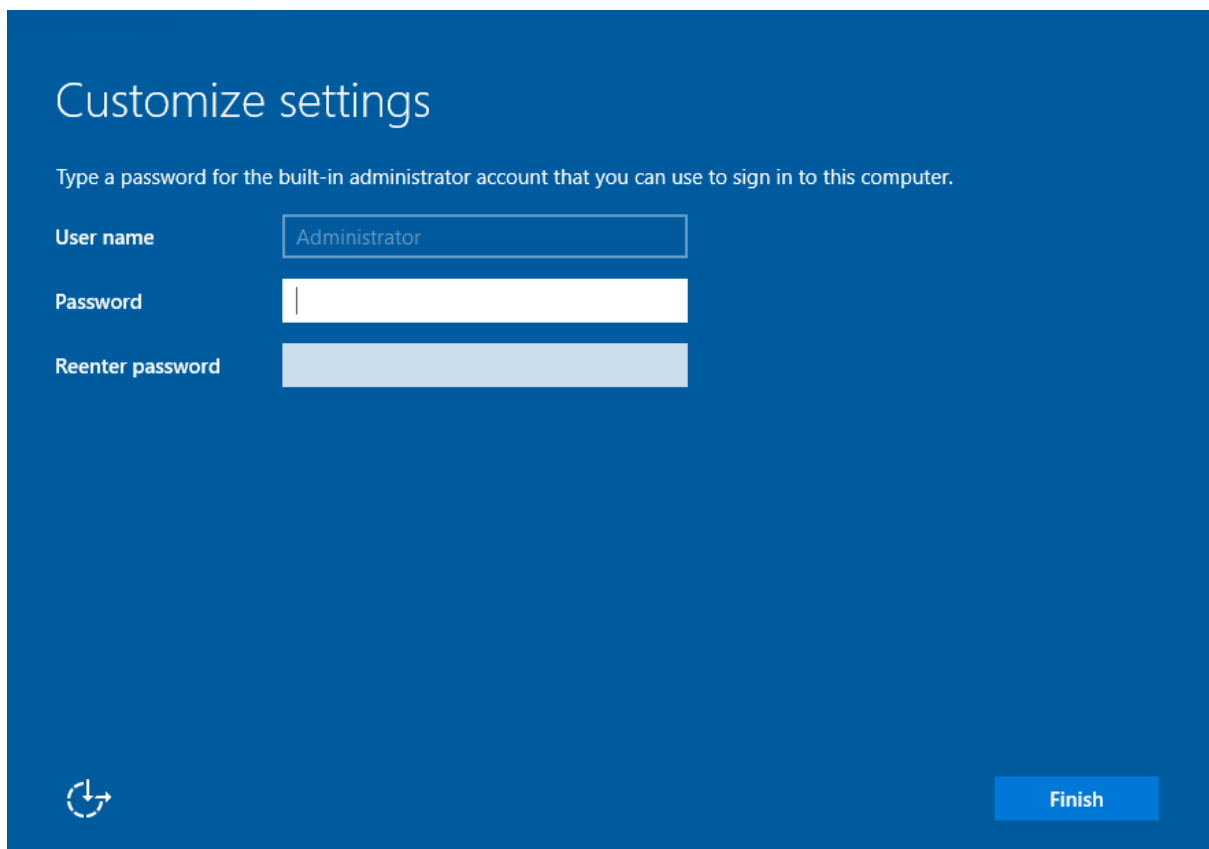
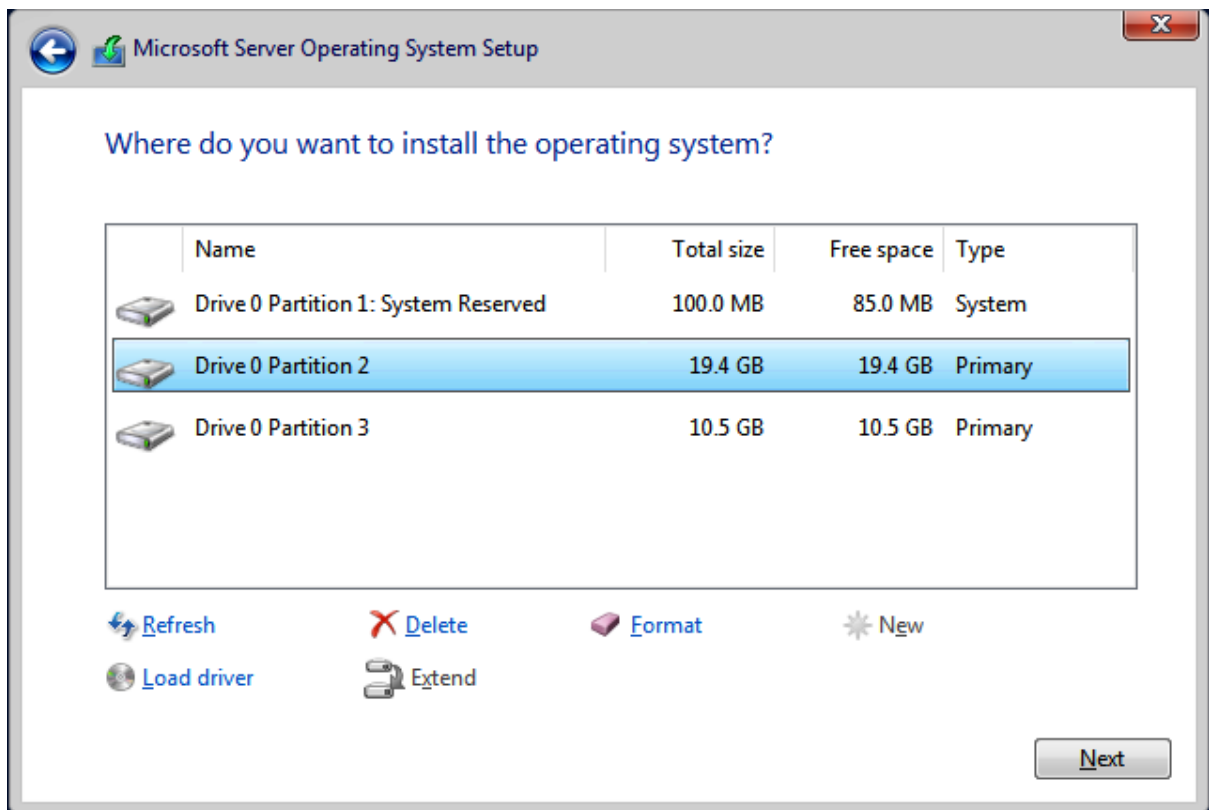
Chapter 3: Installing Windows Server 2022

Press any key to boot from CD or DVD..._









Windows Boot Manager (Server IP: 192.168.0.220)

Choose an operating system to start:

(Use the arrow keys to highlight your choice, then press ENTER.)

Windows 10

Microsoft Windows Setup (x64)

Windows Server 2022


>

Windows 11

To specify an advanced option for this choice, press F8.

ENTER=Choose

ESC=Exit

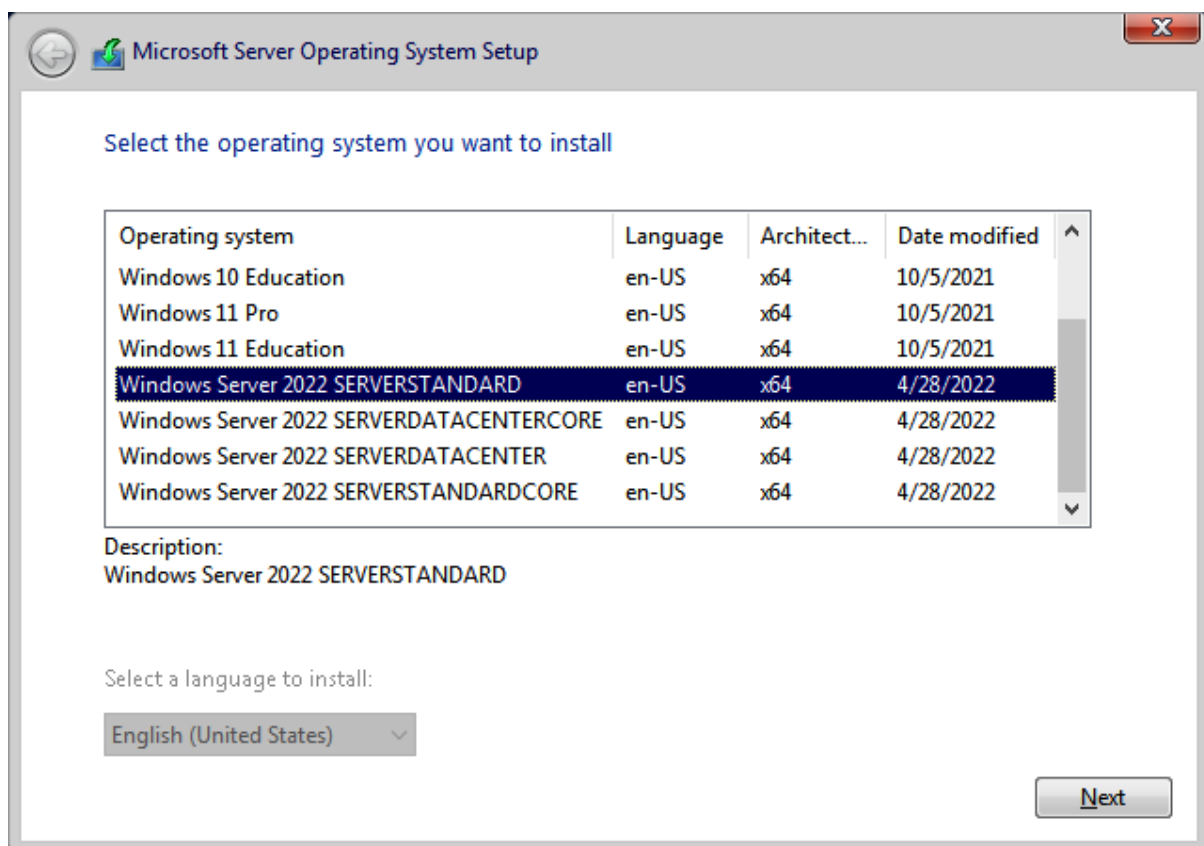
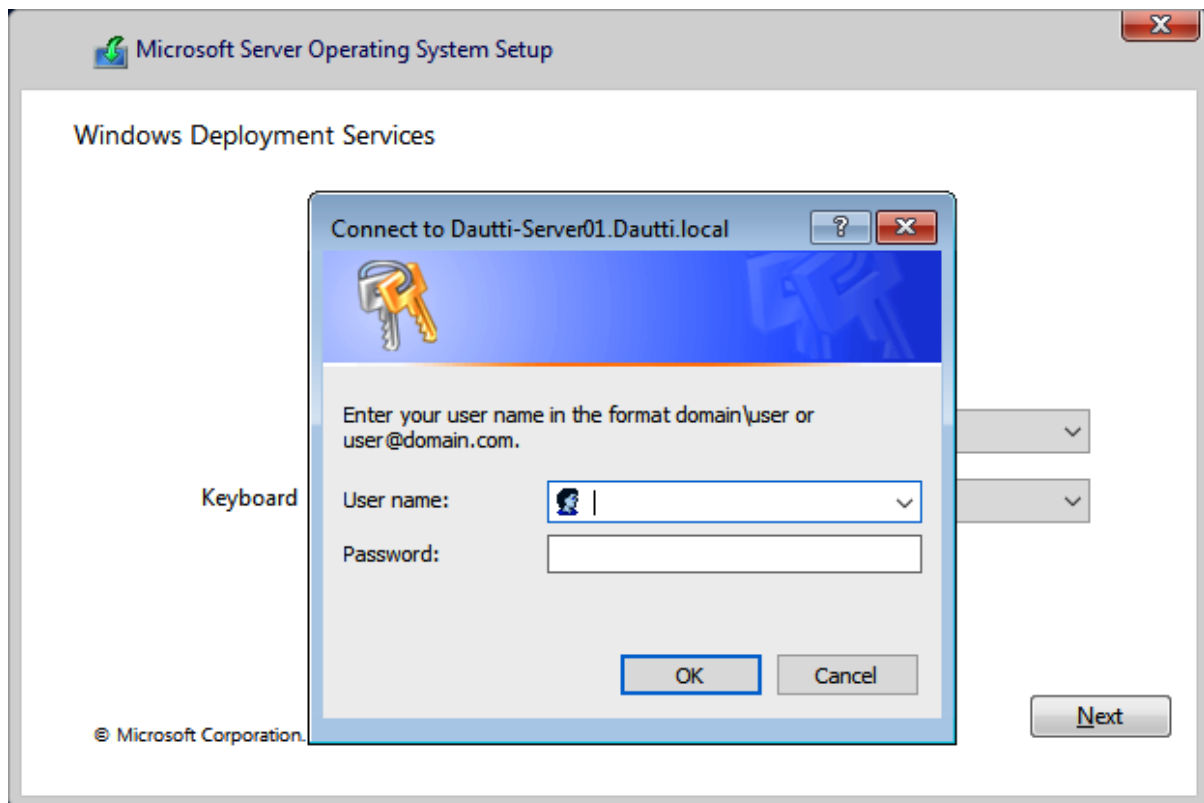
 Microsoft Server Operating System Setup

Deprecation Notice

Windows Deployment Services client functionality is being partly deprecated. Please visit <https://aka.ms/WDSSupport> for more details on what is deprecated and what will continue to be supported.

© Microsoft Corporation. All rights reserved.

Next



Windows Assessment and Deployment Kit

—

□

×

Specify Location

☐ Install the Windows Assessment and Deployment Kit to this computer

Install Path:

C:\Program Files (x86)\Windows Kits\10\Browse...

☒ Download the Windows Assessment and Deployment Kit for installation on a separate computer

Download Path:

D:\Softueri\Windows Kits\10\ADKBrowse...

Estimated disk space required:1.7 GB

Disk space available:637.1 GB

Next

Cancel

Windows Assessment and Deployment Kit Windows Preinstallation Environment Add-ons

—

□

×

Select the features you want to install

Click a feature name for more information.

☒ Windows Preinstallation Environment (Windows PE)

Windows Preinstallation Environment (Windows PE)

Size: 6.0 GB

Minimal operating system designed to prepare a computer for installation and servicing of Windows.

Includes:

- Windows PE (x86)
- Windows PE (AMD64)
- Windows PE (ARM)
- Windows PE (ARM64)

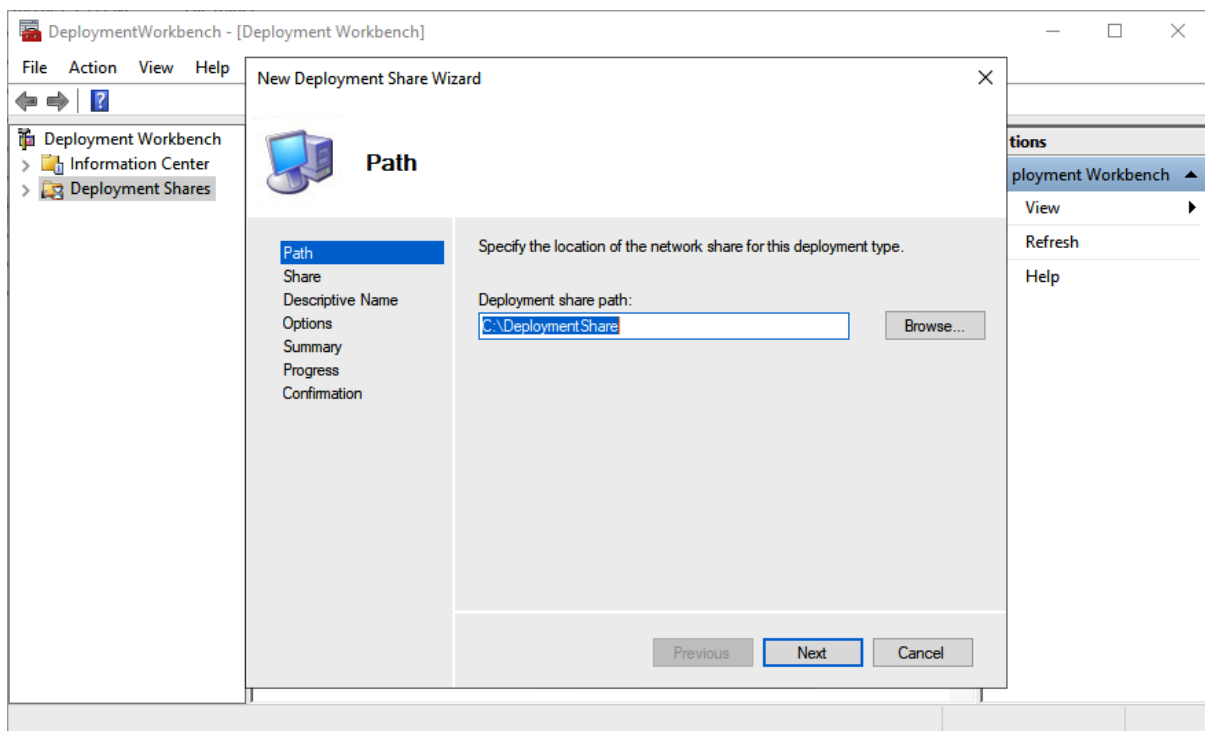
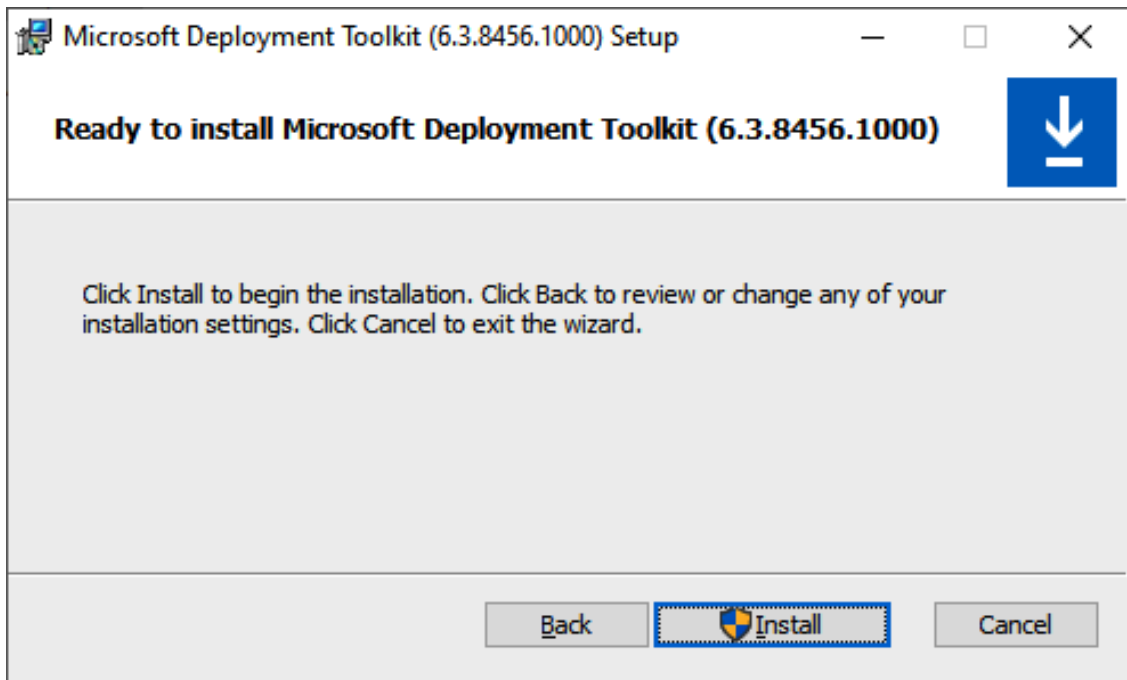
Estimated disk space required:6.0 GB

Disk space available:110.3 GB

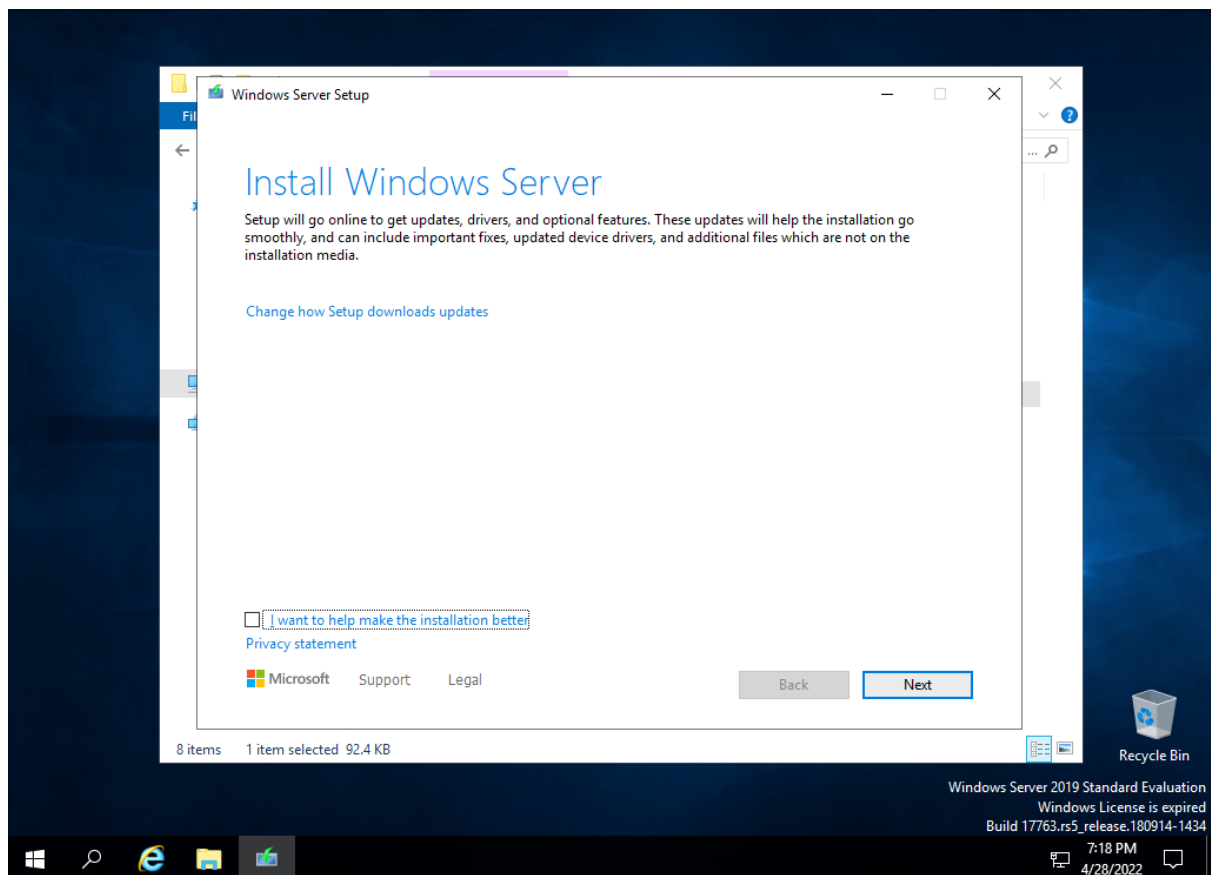
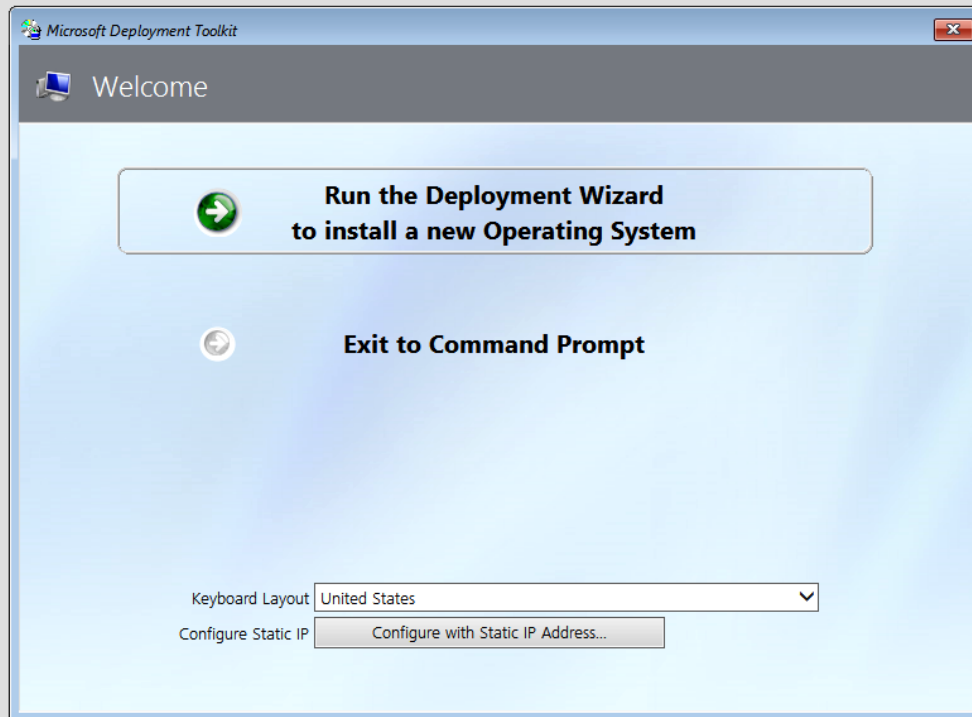
Back

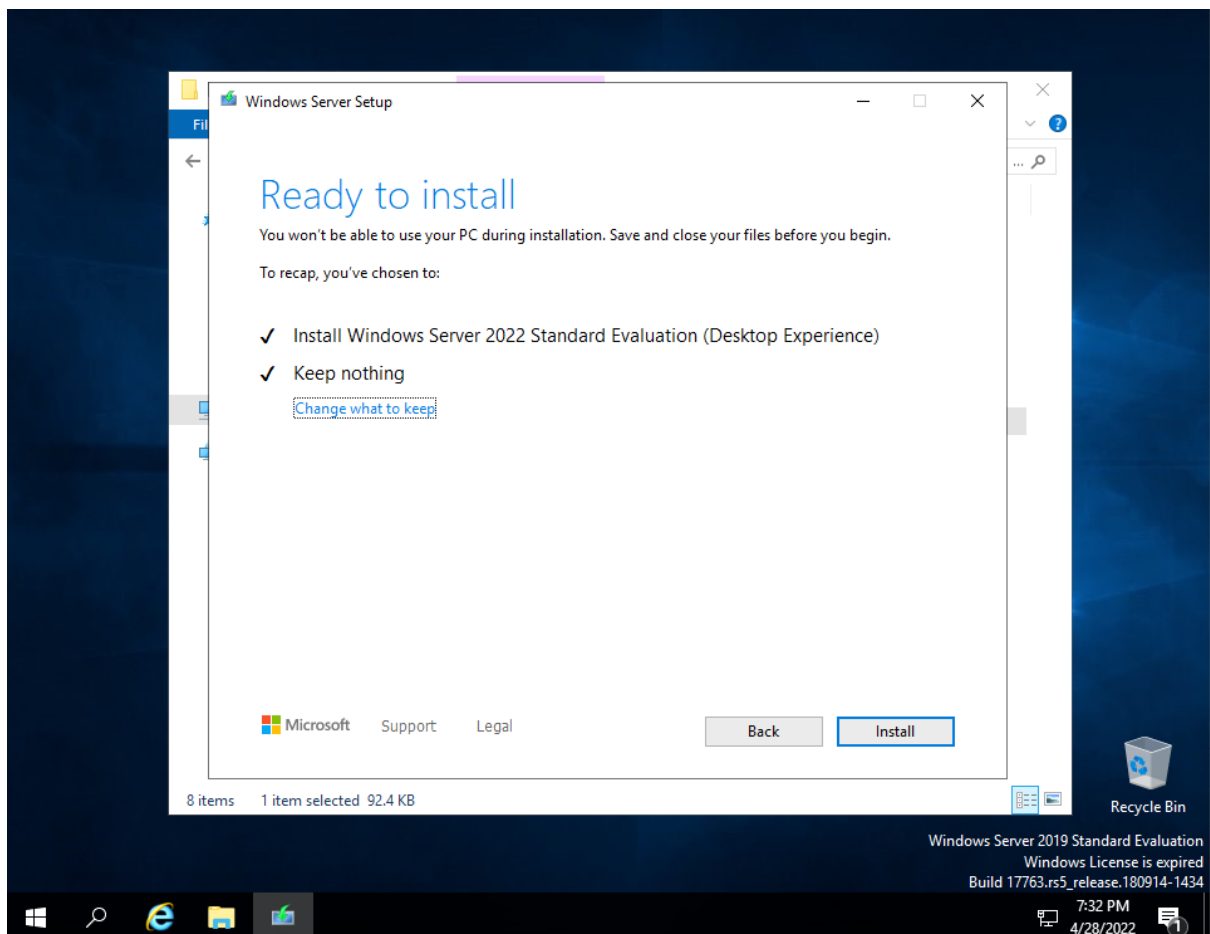
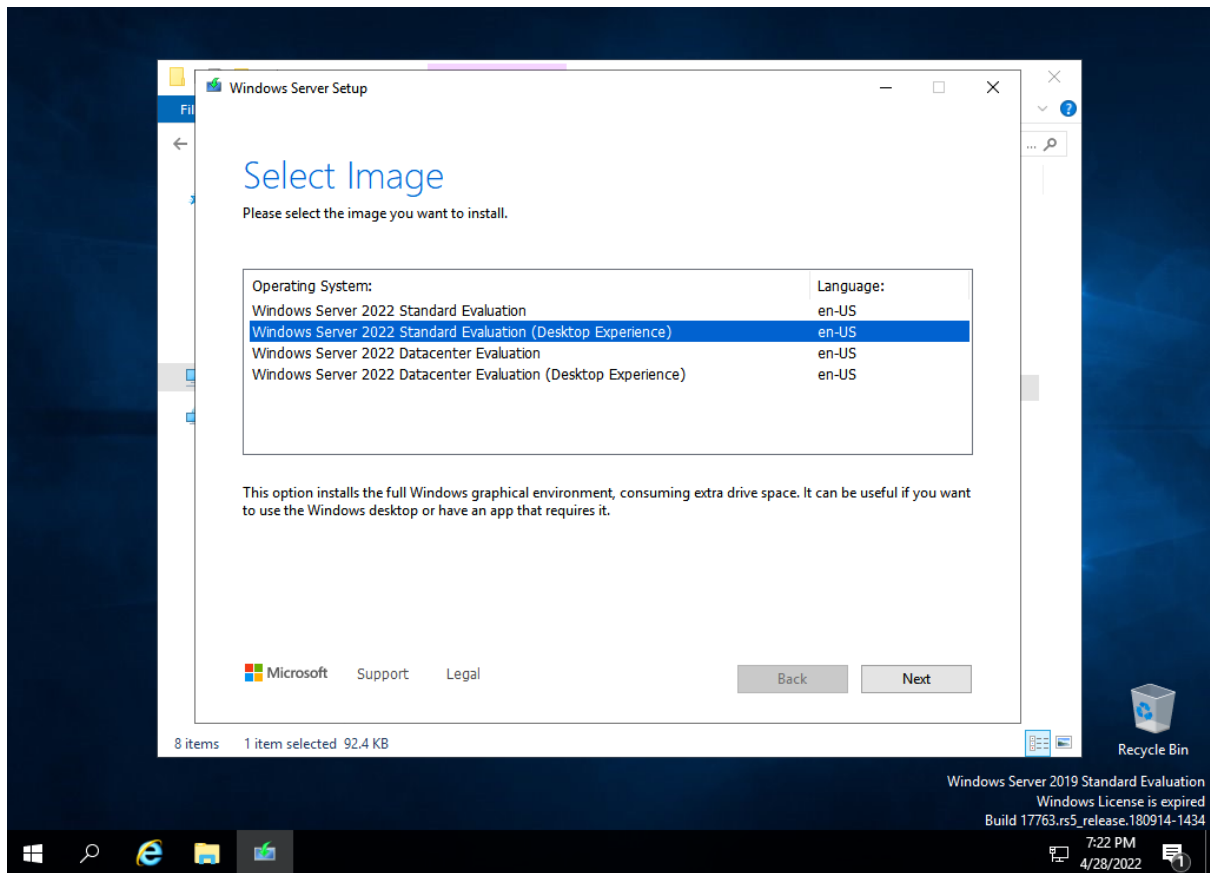
Install

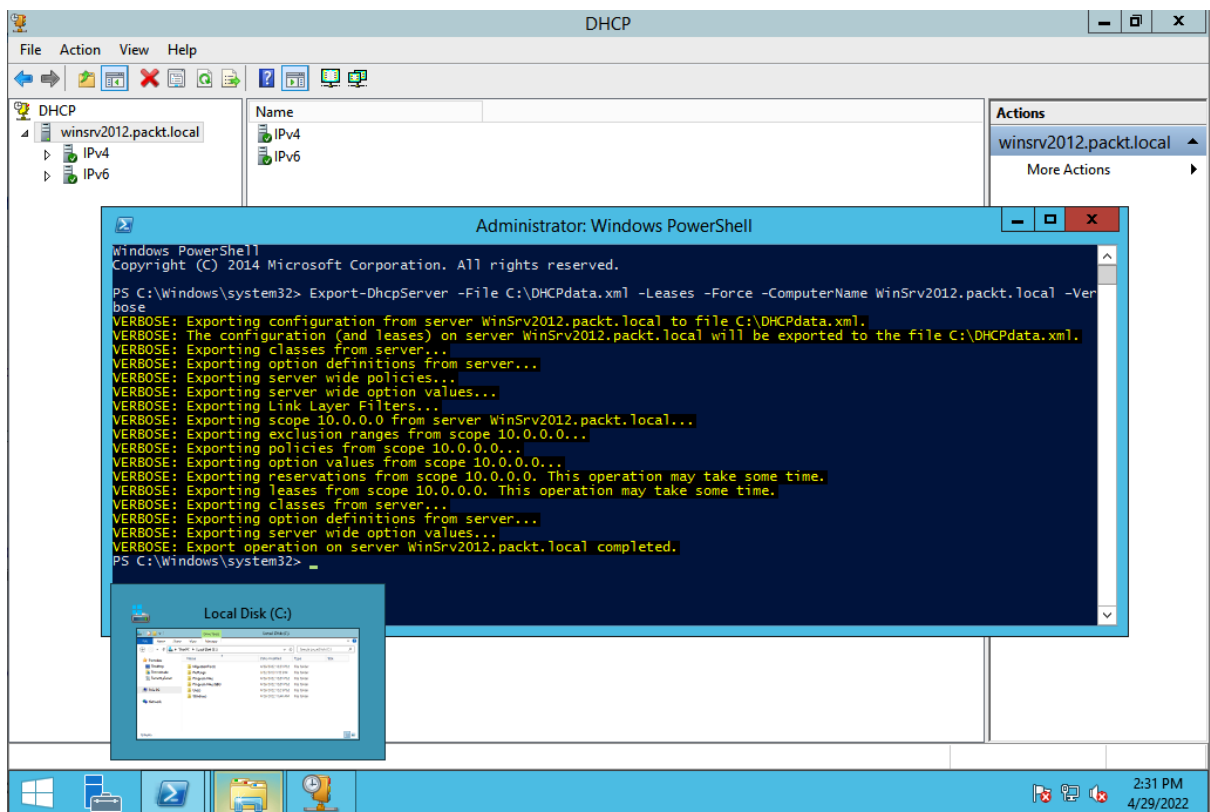
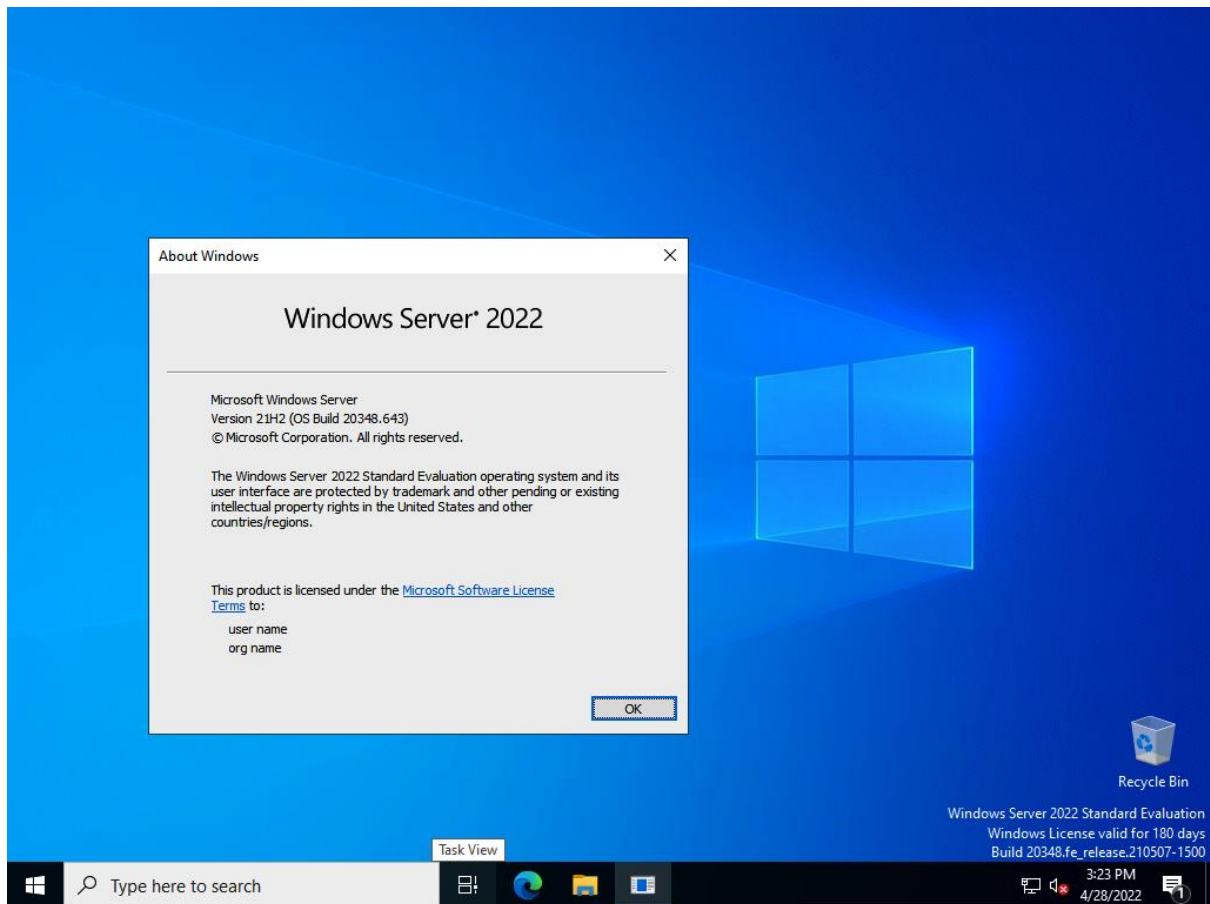
Cancel

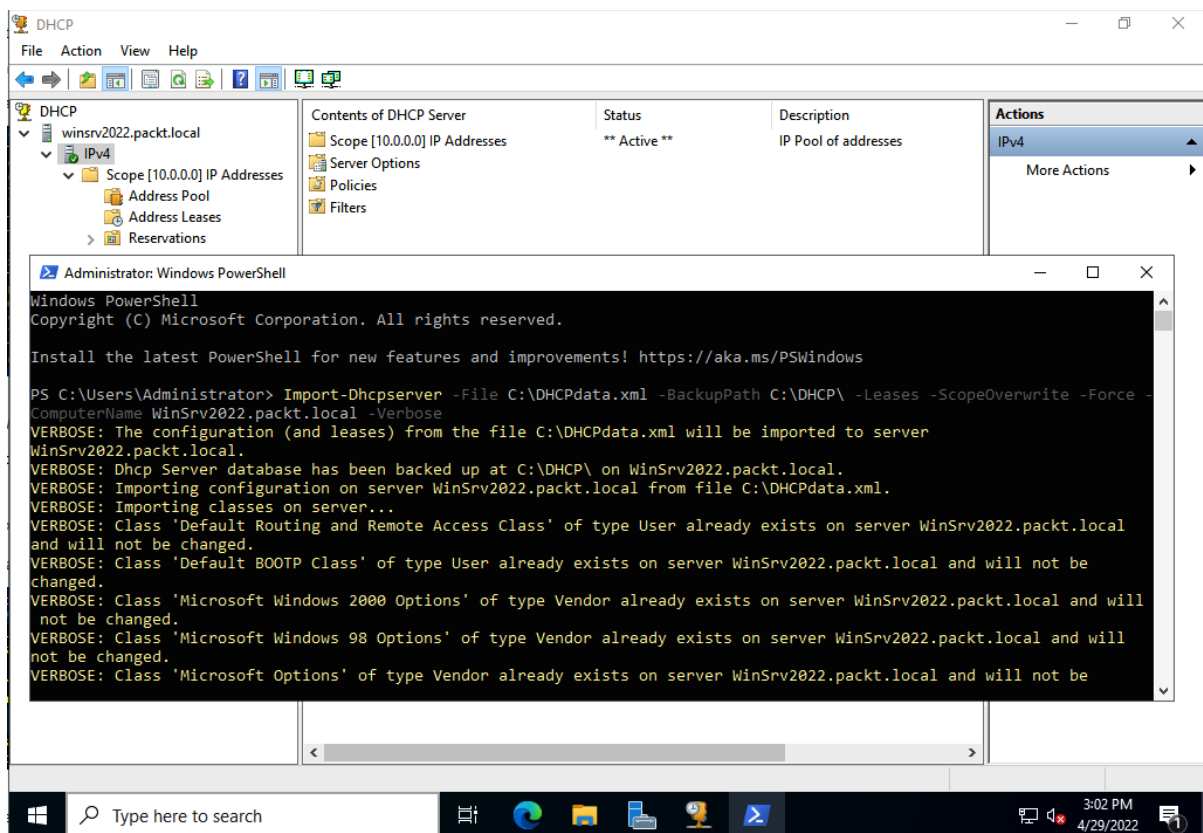
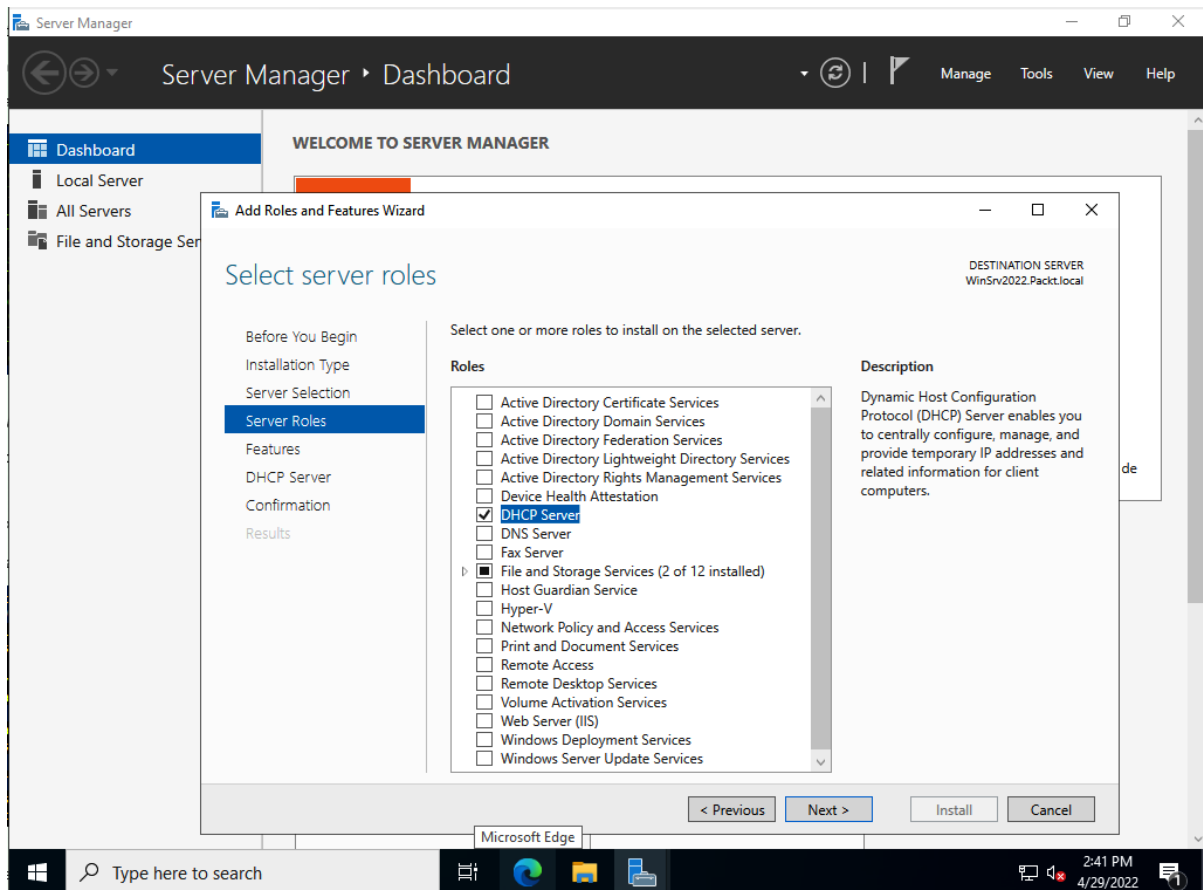


Microsoft Deployment Toolkit









Microsoft Azure

Search resources, services, and docs (G+)

DEFAULT DIRECTORY

[Dashboard](#) > [Virtual machines](#) >

Create a virtual machine

Basics

Disks

Networking

Management

Advanced

Tags

Review + create

Create a virtual machine that runs Linux or Windows. Select an image from Azure marketplace or use your own customized image. Complete the Basics tab then Review + create to provision a virtual machine with default parameters or review each tab for full customization. [Learn more](#)

Project details

Select the subscription to manage deployed resources and costs. Use resource groups like folders to organize and manage all your resources.

Subscription *

MSDN Platforms

Resource group *

(New) WinSrv2022

Create new

Instance details

Virtual machine name *

WinSrv2022-Azure

Region *

(Europe) North Europe

Availability options

No infrastructure redundancy required

Security type

Standard

Image *

Windows Server 2022 Datacenter: Azure Edition - Gen2

See all images | Configure VM generation

Azure Spot instance

☐

Size *

Standard_D2s_v3 - 2 vcpus, 8 GiB memory (\$78.11/month)

See all sizes

Review + create

< Previous

Next : Disks >

[Dashboard](#) > [Virtual machines](#) >

Create a virtual machine

Validation passed

Basics

Disks

Networking

Management

Advanced

Tags

Review + create

Microsoft Azure

Search resources, services, and docs (G+)

DEFAULT DIRECTORY

Dashboard >

CreateVm-MicrosoftWindowsServer.WindowsServer-202-202204291...

Deployment

Search (Ctrl+)

Delete

Cancel

Redeploy

Refresh

Overview

Inputs

Outputs

Template

We'd love your feedback! →

Deployment is in progress

Deployment name: CreateVm-MicrosoftWindowsServer.Win...

Subscription: MSDN Platforms

Resource group: WinSrv2022

Start time: 4/29/2022, 3:49:36 PM

Correlation ID: 00a93a14-97d3-4d6...

Deployment details (Download)

Resource	Type	Status	Operation details
winsrv2022-azure213	Microsoft.Network/net...	Created	Operation details
WinSrv2022-Azure-nsg	Microsoft.Network/net...	OK	Operation details
WinSrv2022-vnet	Microsoft.Network/virt...	OK	Operation details
WinSrv2022-Azure-ip	Microsoft.Network/pu...	OK	Operation details

Add Roles and Features Wizard

DESTINATION SERVER
Dautti-Server1

Select server roles

Before You Begin

Installation Type

Server Selection

Server Roles

Features

WDS

Role Services

Confirmation

Results

Select one or more roles to install on the selected server.

Roles

☐ Active Directory Certificate Services

☒ Active Directory Domain Services (Installed)

☐ Active Directory Federation Services

☐ Active Directory Lightweight Directory Services

☐ Active Directory Rights Management Services

☐ Device Health Attestation

☐ DHCP Server

☐ DNS Server

☐ Fax Server

☒ File and Storage Services (1 of 12 installed)

☐ Host Guardian Service

☒ Hyper-V (Installed)

☐ Network Policy and Access Services

☐ Print and Document Services

☐ Remote Access

☐ Remote Desktop Services

☐ Volume Activation Services

☐ Web Server (IIS)

☒ Windows Deployment Services

☐ Windows Server Update Services

Description

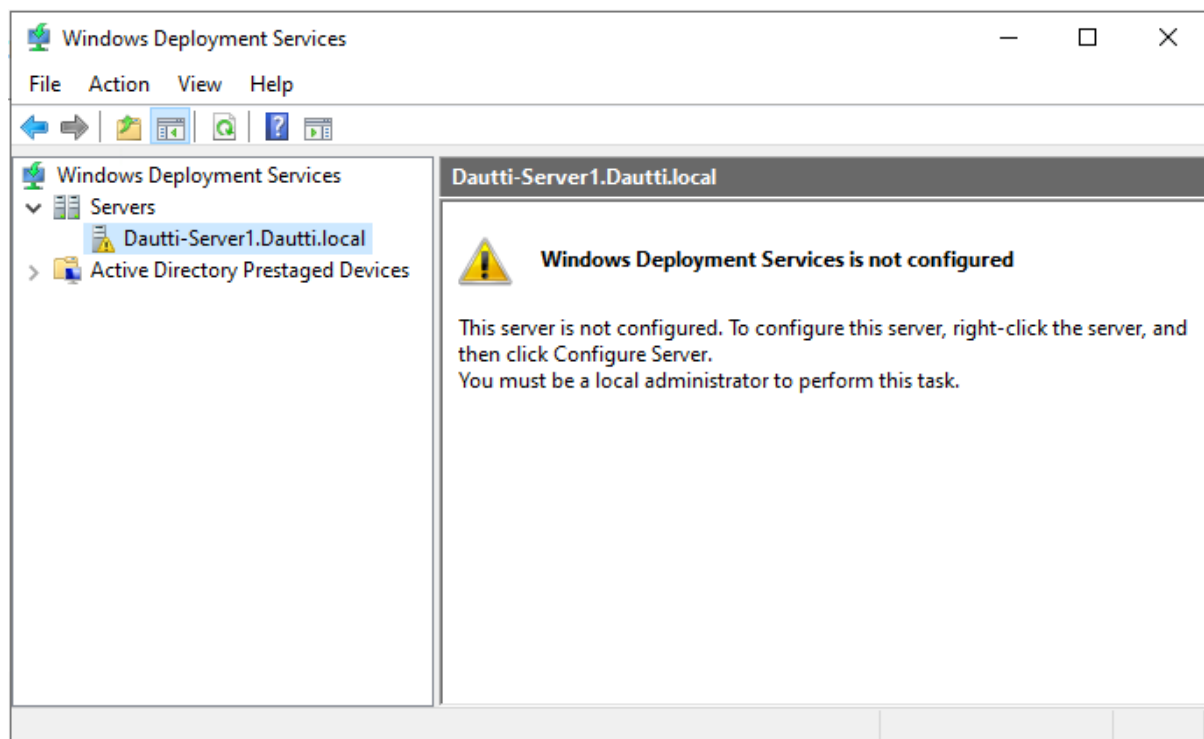
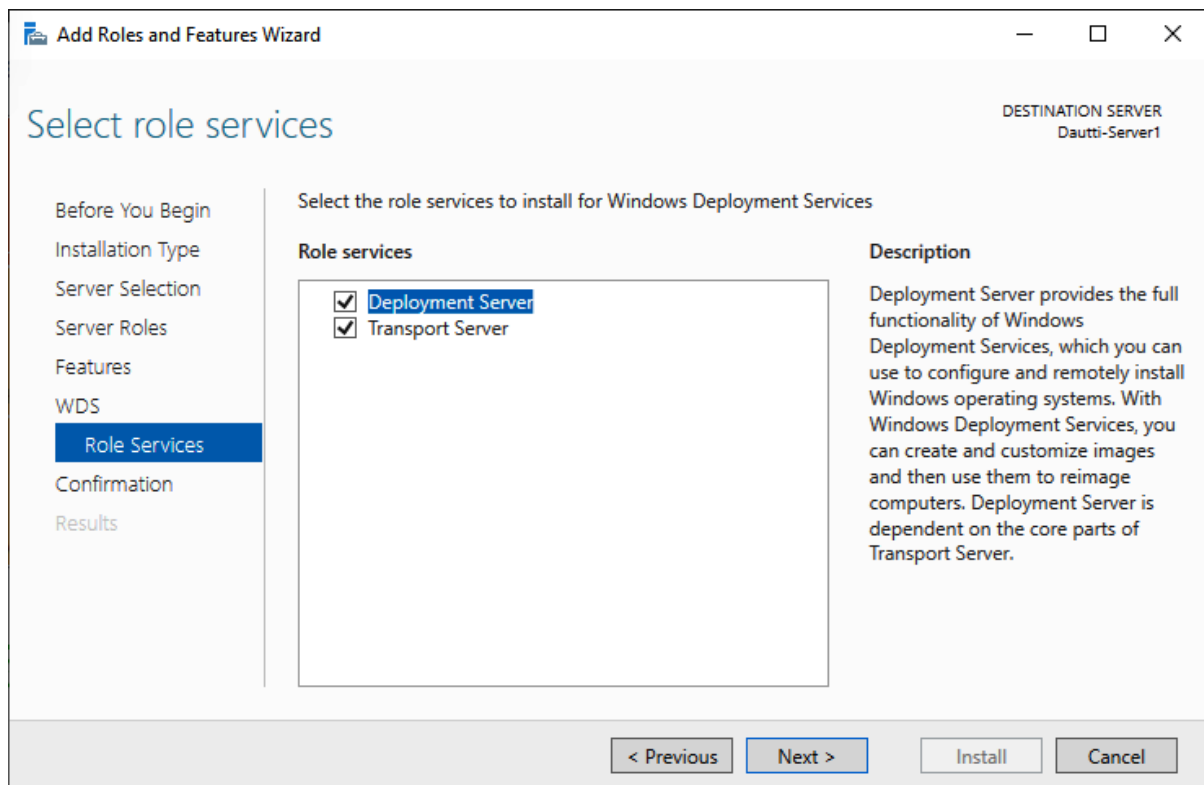
Windows Deployment Services provides a simplified, secure means of rapidly and remotely deploying Windows operating systems to computers over the network.

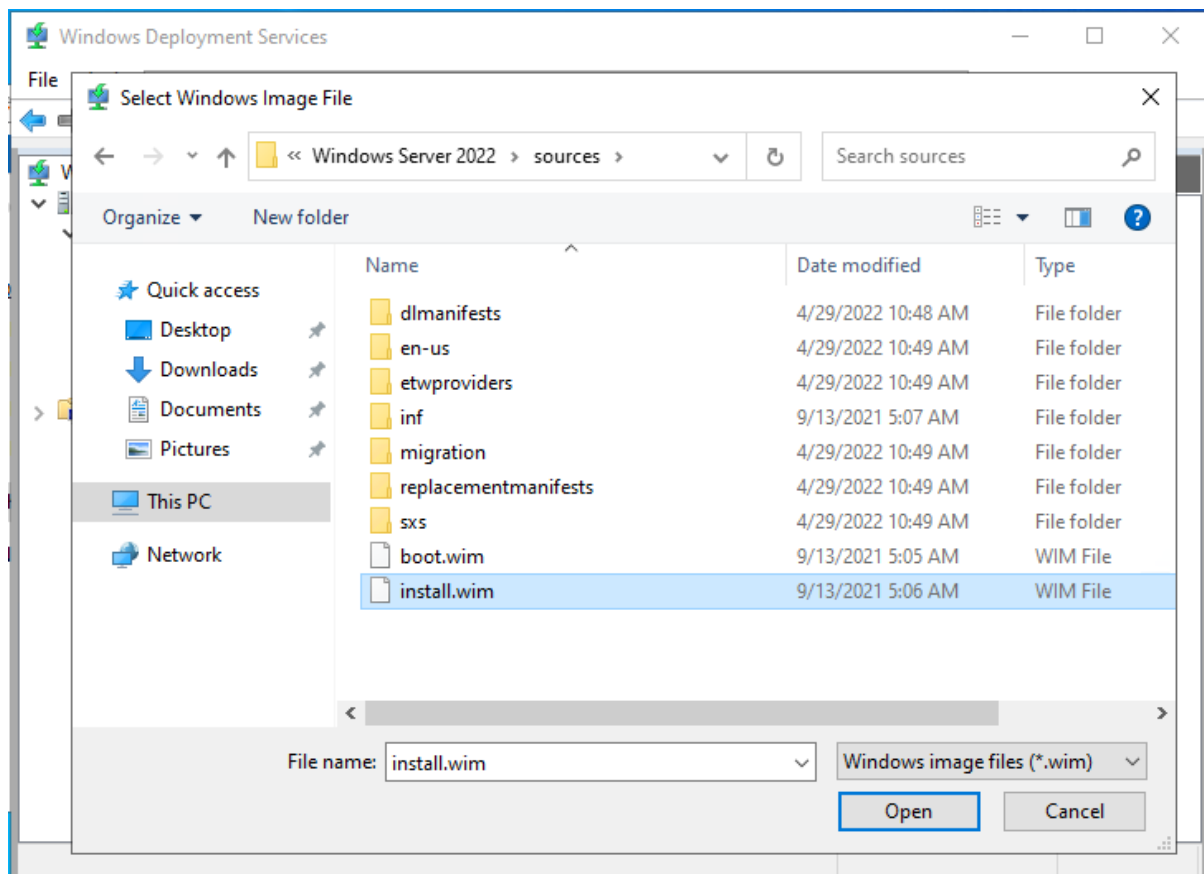
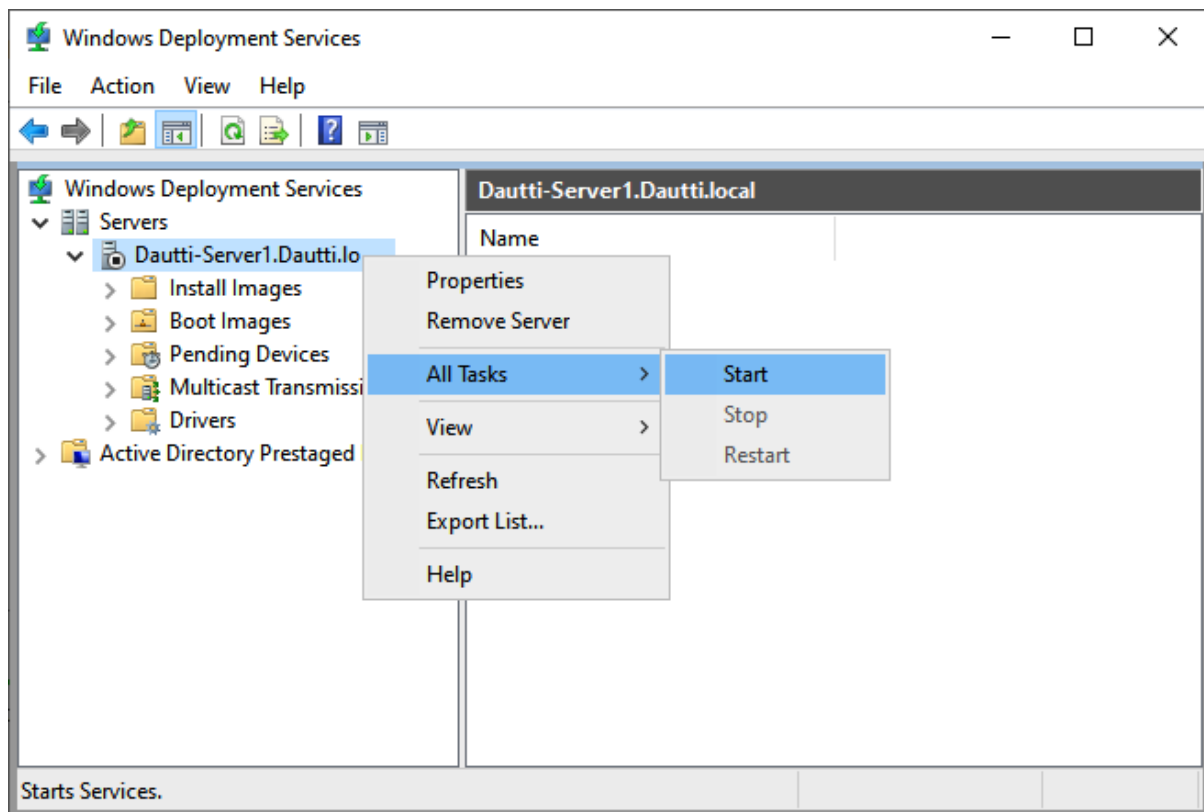
< Previous

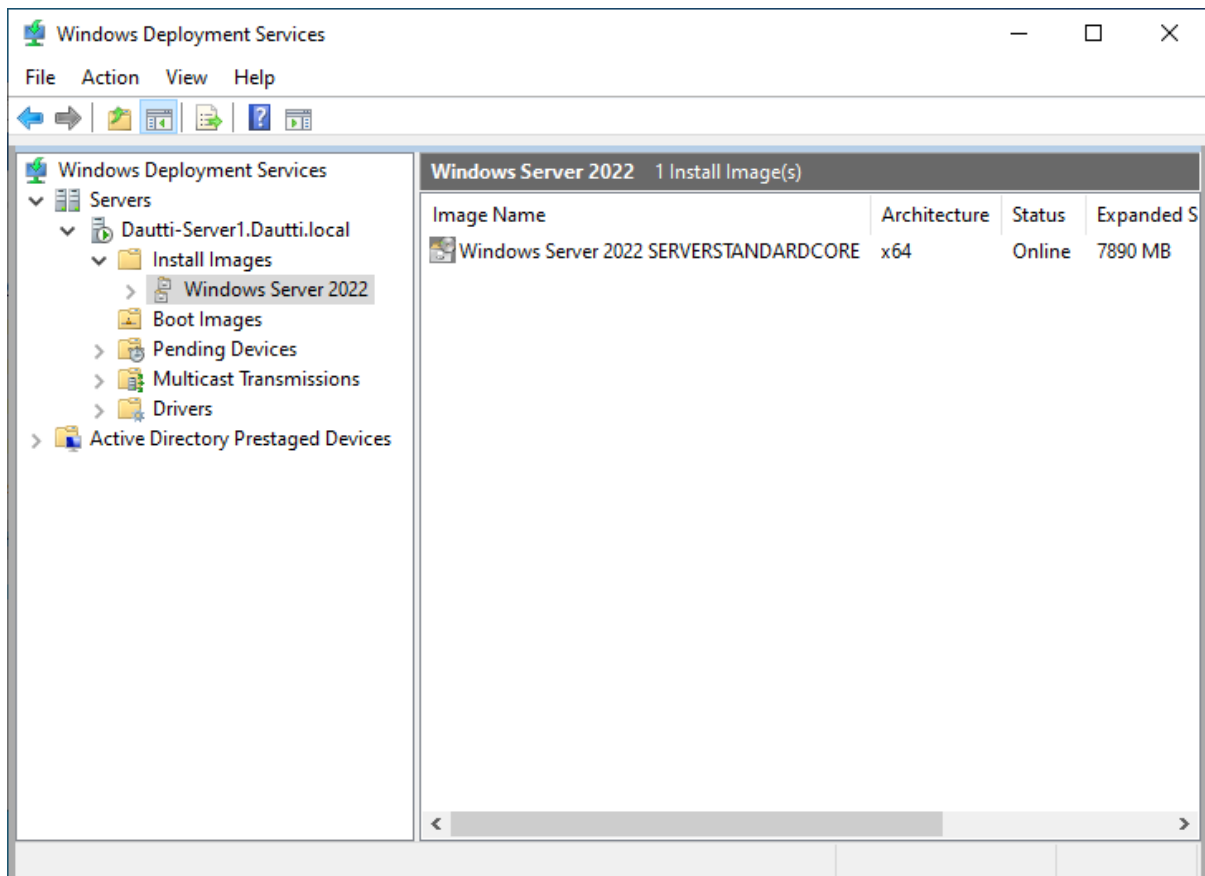
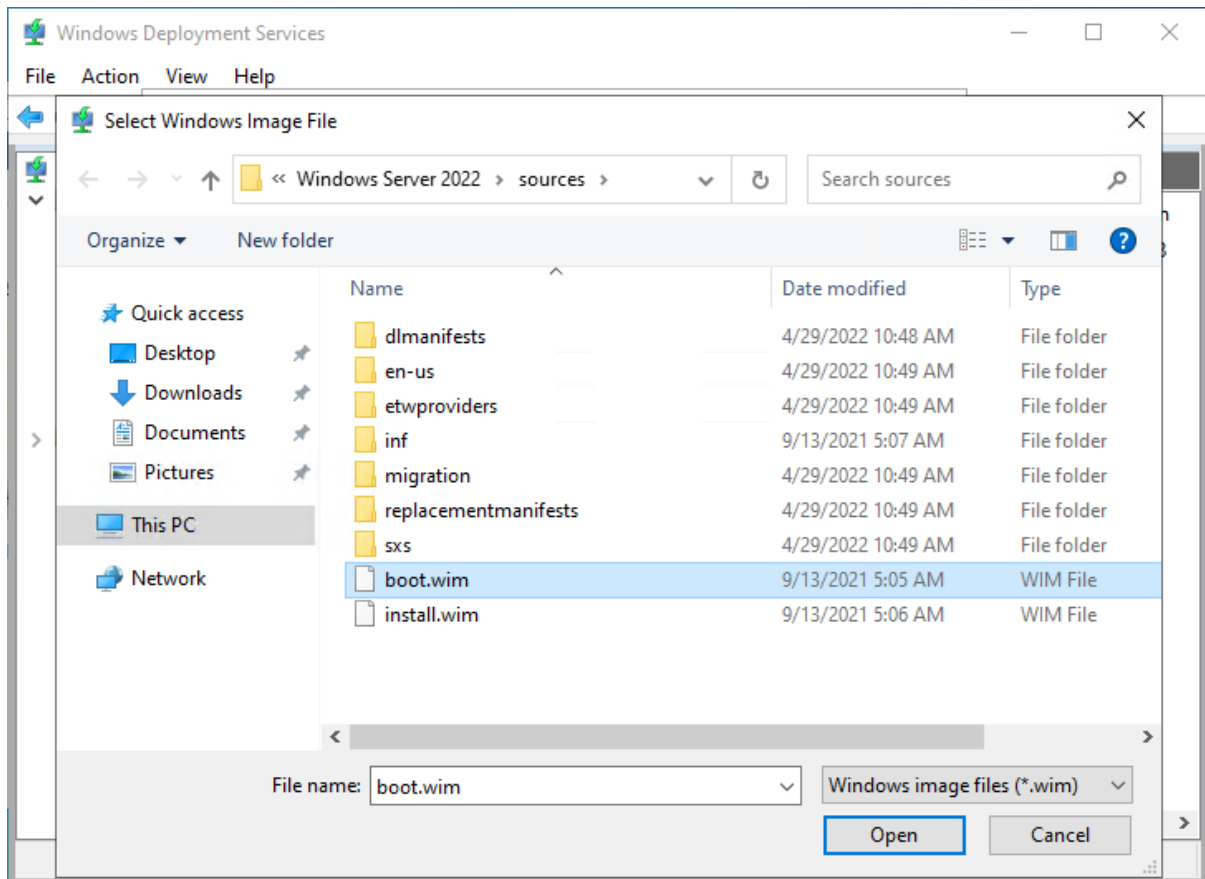
Next >

Install

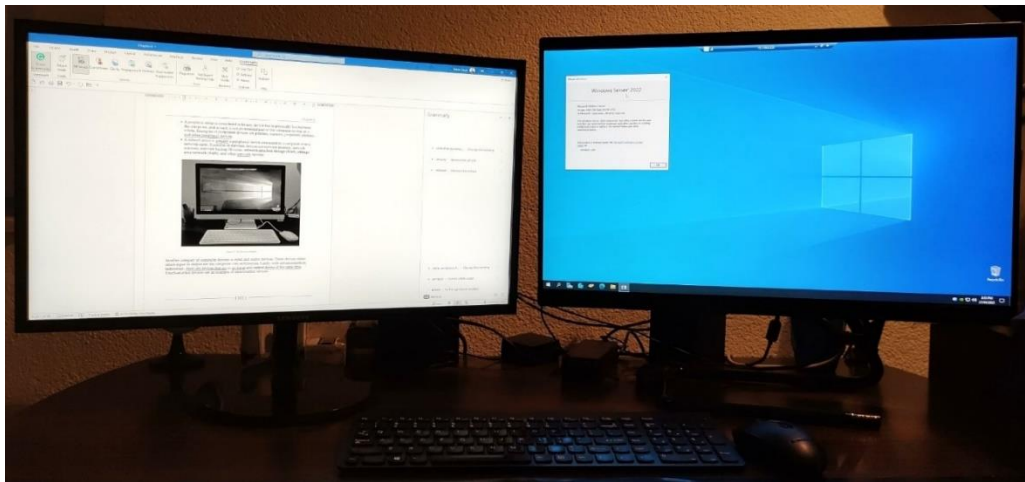
Cancel







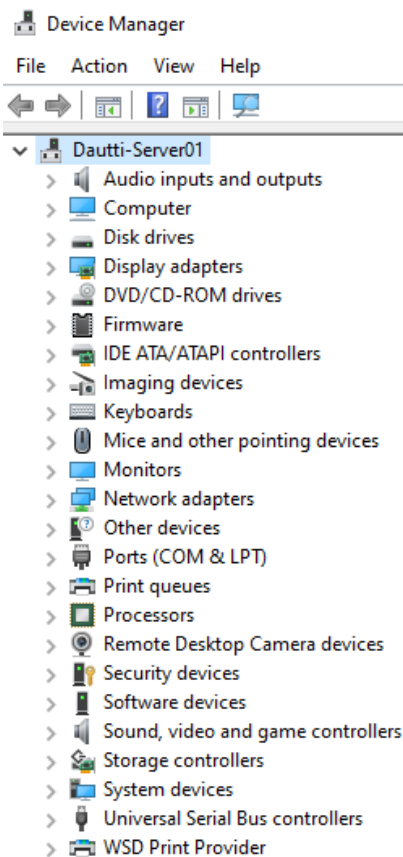
Chapter 4: Post-Installation Tasks in Windows Server 2022



▼ Monitors
Generic PnP Monitor

▼ Sound, video and game controllers
Audio Device on High Definition Audio Bus
HD Webcam C615

▼ Sound, video and game controllers
HD Webcam C615
High Definition Audio Device



How do you want to search for drivers?

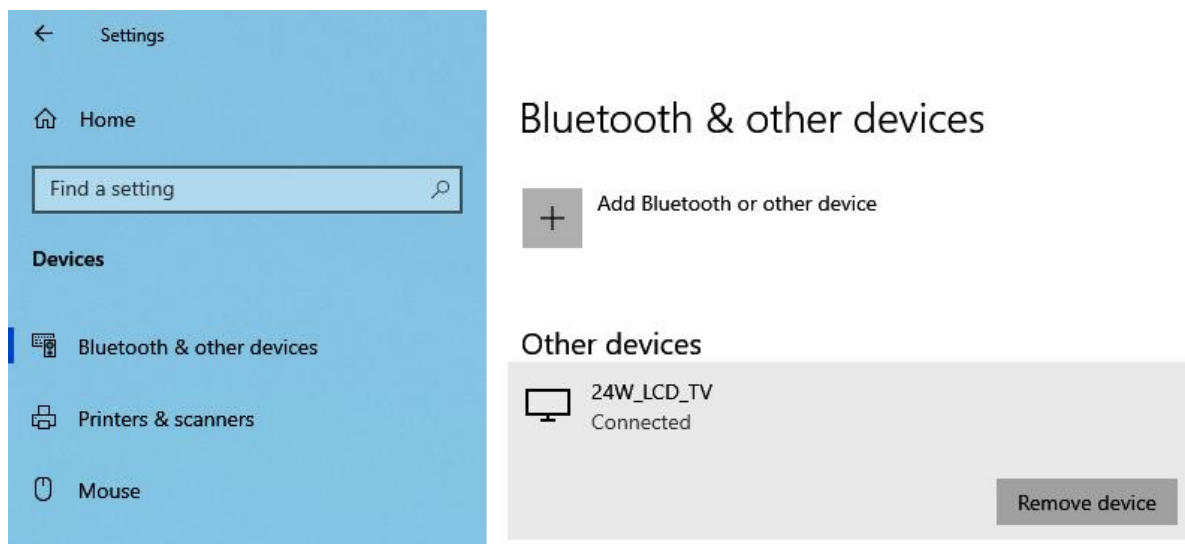
→ Search automatically for drivers

Windows will search your computer for the best available driver and install it on your device.

→ Browse my computer for drivers

Locate and install a driver manually.

Cancel



Unknown device



Disabling this device will cause it to stop functioning. Do you really want to disable it?


Yes

No

Intel(R) HD Graphics Properties



General Driver Details Events Resources

 Intel(R) HD Graphics

Driver Provider: Intel Corporation
Driver Date: 13/09/2012
Driver Version: 9.17.10.2857
Digital Signer: Microsoft Windows Hardware Compatibility Publisher

Driver Details View details about the installed driver files.

Update Driver Update the driver for this device.

Roll Back Driver If the device fails after updating the driver, roll back to the previously installed driver.

Disable Device Disable the device.


Uninstall Device Uninstall the device from the system (Advanced).

OK Cancel

TOSHIBA DT01ACA100 Properties



General Policies Volumes Driver Details Events

 TOSHIBA DT01ACA100

Driver Provider: Microsoft
Driver Date: 21/06/2006
Driver Version: 10.0.18362.1
Digital Signer: Microsoft Windows

Driver Details View details about the installed driver files.

Update Driver Update the driver for this device.

Roll Back Driver If the device fails after updating the driver, roll back to the previously installed driver.

Disable Device Disable the device.

Uninstall Device Uninstall the device from the system (Advanced).

OK Cancel

NVIDIA Quadro M4000 Properties



General Driver Details Events Resources

NVIDIA Quadro M4000

Resource settings:

Resource type	Setting
I/O Range	E000 - E07F
IRQ	0xFFFFFFF9 (-7)

Setting based on:

☒ Use automatic settings

Conflicting device list:

No conflicts.

Driver File Details



NVIDIA Quadro M4000

Driver files:

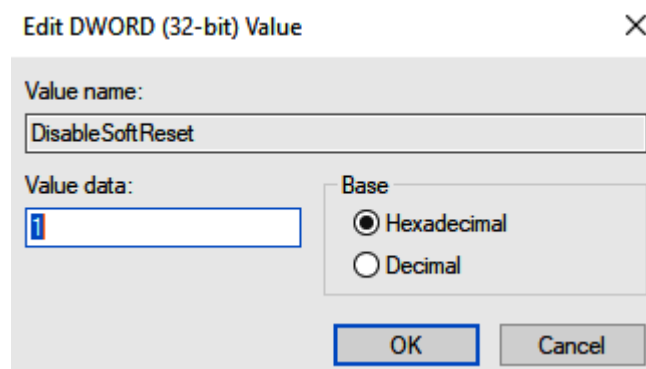
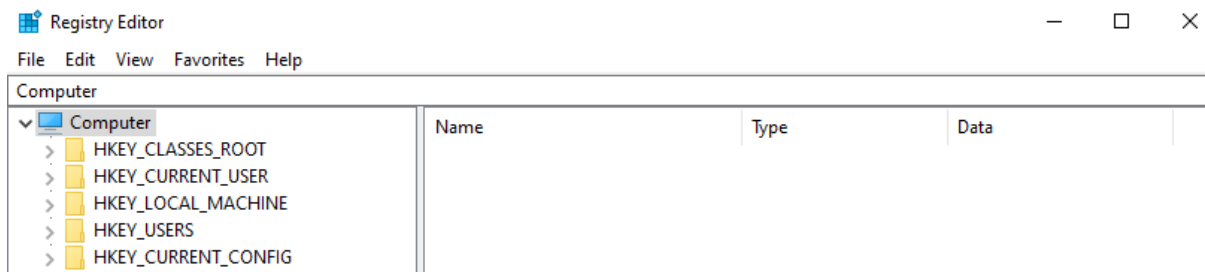
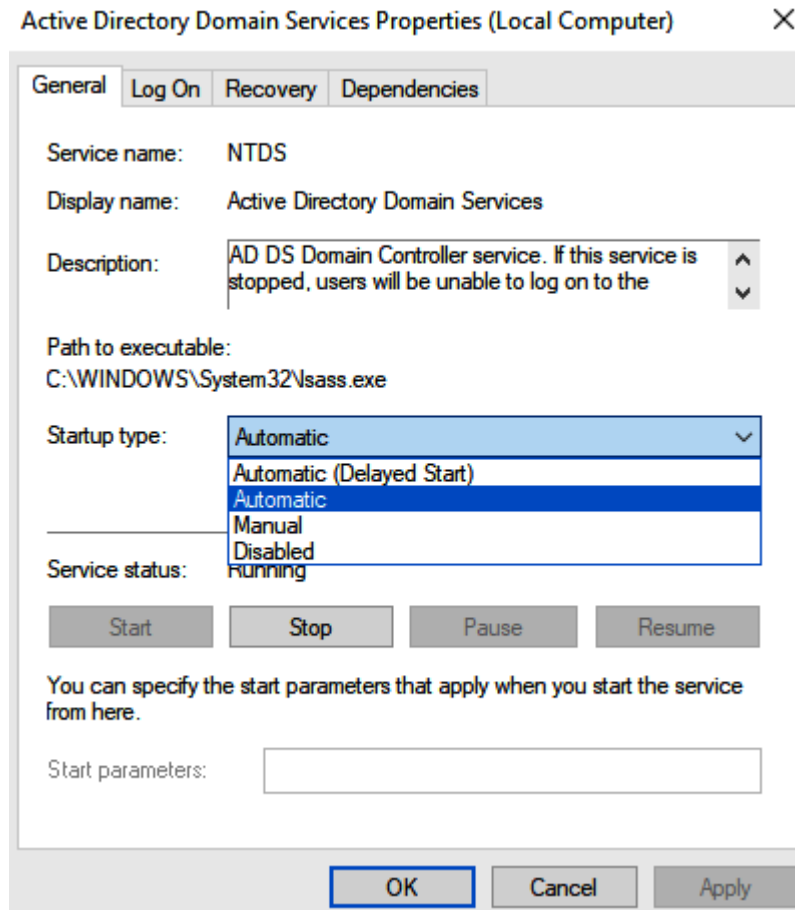
C:\Program Files (x86)\NVIDIA Corporation\coprocmanag ^
 C:\Program Files (x86)\NVIDIA Corporation\coprocmanag
 C:\Program Files (x86)\NVIDIA Corporation\coprocmanag
 C:\Program Files\NVIDIA Corporation\coprocmanager\de
 C:\Program Files\NVIDIA Corporation\coprocmanager\nv
 C:\Program Files\NVIDIA Corporation\coprocmanager\nv

Provider: Microsoft Corporation

File version: Version 2.1 NVIDIA Build_224

Copyright: Copyright (C) Microsoft Corporation. All rights

Digital Signer: Microsoft Windows Hardware Compatibility



Registry Editor

File Edit View Favorites Help

Computer\HKEY_LOCAL_MACHINE\SOFTWARE\Microsoft\Windows Search

Name	Type	Data
(Default)	REG_SZ	(value not set)
CurrentVersion	REG_SZ	10.0.20348.617
DataDirectory	REG_EXPAND_SZ	%ProgramData%\Micro...
DefaultDataDirectory	REG_EXPAND_SZ	%ProgramData%\Micro...
DisableAutomaticRemovableDriv...	REG_DWORD	0x00000001 (1)
DisableCheckUrlWPSys...	REG_DWORD	0x00000001 (1)
DisableEDPVolumeProtection	REG_DWORD	0x00000001 (1)
DisableSoft...	REG_DWORD	0x00000001 (1)
EnableCDPL	REG_DWORD	0x00000000 (0)
EnablePerU...	REG_DWORD	0x00000001 (1)
indexer:ci:M...	REG_DWORD	0x0007ef40 (520000)
IndexerCata...	REG_SZ	6.60403.60403.{00000001...
IndexUserP...	REG_DWORD	0x00000001 (1)
InstallDirectory	REG_EXPAND_SZ	%systemroot%\system32\
MaxPerUserCatalog	REG_DWORD	0x00000400 (1024)
RebuildIndexCurrentStartupError...	REG_DWORD	0x00000000 (0)
SchemaCacheTimestamp	REG_BINARY	67 fe a7 21 e2 43 d7 01
SetupCompletedSuccessfully	REG_DWORD	0x00000001 (1)
SystemIndexNormalization	REG_DWORD	0x00000001 (1)
UseLowPriorityConfiguration	REG_DWORD	0x00000001 (1)

Modify...
Modify Binary Data...
Delete
Rename

Registry Editor

File Edit View Favorites Help

Computer\HKEY_LOCAL_MACHINE\SOFTWARE\Microsoft\Windows Search

Name	Type	Data
(Default)	REG_SZ	(value not set)
CurrentVersion	REG_SZ	10.0.20348.617
DataDirectory	REG_EXPAND_SZ	%ProgramData%\Micro...
DefaultDataDirectory	REG_EXPAND_SZ	%ProgramData%\Micro...
DisableAutomaticRemovableDriv...	REG_DWORD	0x00000001 (1)
DisableCheckUrlWPSys...	REG_DWORD	0x00000001 (1)
DisableEDPVolumeProtection	REG_DWORD	0x00000001 (1)
DisableSoftRese...	REG_DWORD	0x00000001 (1)
EnableCDPL	REG_DWORD	0x00000000 (0)
EnablePerUserC...	REG_DWORD	0x00000001 (1)
indexer:ci:MaxR...	REG_DWORD	0x0007ef40 (520000)
IndexerCatalog...	REG_SZ	6.60403.60403.{00000001...
IndexUserProfile...	REG_DWORD	0x00000001 (1)
InstallDirectory	REG_EXPAND_SZ	%systemroot%\system32\
MaxPerUserCatalog	REG_DWORD	0x00000400 (1024)
RebuildIndexCurrentStartupError...	REG_DWORD	0x00000000 (0)
SchemaCacheTimestamp	REG_BINARY	67 fe a7 21 e2 43 d7 01
SetupCompletedSuccessfully	REG_DWORD	0x00000001 (1)
SystemIndexNormalization	REG_DWORD	0x00000001 (1)
UseLowPriorityConfiguration	REG_DWORD	0x00000001 (1)

Modify...
Modify Binary Data...
Delete
Rename

Services

File Action View Help

Services (Local)

Name	Description	Status	Startup Type	Log On As
Windows Internal Database	Provides internal re...	Running	Manual	NT SERVICE\M...
Windows Media Player Network Sharing S...	Shares Windows M...		Manual	Network Service
Windows Remote Management (WS-Man...	Windows Remote ...	Running	Automatic	Network Service
Windows Event Collector	This service manag...		Automatic ...	Network Service
Remote Desktop Connection Broker	Enables a user con...	Running	Automatic	Network Service
Remote Desktop Gateway	Provides secure re...		Automatic ...	Network Service
RemoteApp and Desktop Connection Man...	Manages the assig...	Running	Automatic	Network Service
Remote Desktop Licensing	Provides registered ...	Running	Automatic	Network Service
Remote Desktop Services	Allows users to con...	Running	Manual	Network Service
Telephony	Provides Telephony...		Manual	Network Service
Software Protection	Enables the downlo...		Automatic ...	Network Service
Microsoft Storage Spaces SMP	Host service for the...		Manual	Network Service
Remote Procedure Call (RPC)	The RPCSS service i...	Running	Automatic	Network Service
Remote Procedure Call (RPC) Locator	In Windows 2003 a...		Manual	Network Service
RPC/HTTP Load Balancing Service	Coordinates and ro...		Manual	Network Service
RPC Endpoint Mapper	Resolves RPC interf...	Running	Automatic	Network Service
Remote Desktop Management	Management Servi...		Automatic ...	Network Service

Extended Standard

Active Directory Web Services Properties (Local Computer)

General Log On Recovery Dependencies

Select the computer's response if this service fails. [Help me set up recovery actions.](#)

First failure: Restart the Service

Second failure: Restart the Service

Subsequent failures: Take No Action

Reset fail count after: 0 days

Restart service after: 2 minutes

☐ Enable actions for stops with errors. Restart Computer Options...

Run program

Program: Browse...

Command line parameters:

☐ Append fail count to end of command line (/fail=%1%)

OK Cancel Apply

Active Directory Domain Services Properties (Local Computer)



General Log On Recovery Dependencies

Service name: NTDS

Display name: Active Directory Domain Services

Description: AD DS Domain Controller service. If this service is stopped, users will be unable to log on to the

Path to executable:
C:\WINDOWS\System32\lsass.exe

Startup type: Automatic (Delayed Start)

Service status: Running

Start Stop Pause Resume

You can specify the start parameters that apply when you start the service from here.

Start parameters:

OK Cancel Apply

Active Directory Domain Services Properties (Local Computer)



General Log On Recovery Dependencies

Log on as:

☐ Local System account

☐ Allow service to interact with desktop

☒ This account: Bekim@Dautti.local Browse...

Password:

Confirm password:

OK Cancel Apply

Services

File Action View Help

Services (Local)

Name	Description	Status	Startup Type	Log On As
Windows Error Reporting Service	Allows errors to be ...		Manual (Tri...	Local Syste...
Windows Event Collector	This service manag...	Running	Automatic ...	Network S...
Windows Event Log	This service manag...	Running	Automatic	Local Service
Windows Font Cache Service	Optimizes perform...	Running	Automatic	Local Service
Windows Image Acquisition (WIA)	Provides image acq...	Running	Automatic	Local Service
Windows Insider Service	Provides infrastruc...		Disabled	Local Syste...
Windows Installer	Installs, modifies, an...		Manual	Local Syste...
Windows Internal Databa...	Provides internal re...	Running	Manual	NT SERVIC...
Windows Internal Databa...	Provides the interfa...	Running	Manual	Local Service
Windows License Manage...	Provides infrastruc...	Running	Manual (Tri...	Local Service
Windows Management In...	Provides a commo...	Running	Automatic	Local Syste...
Windows Media Player Ne...	Shares Windows M...		Manual	Network S...
Windows Modules Install...	Enables installation...		Manual	Local Syste...
Windows Process Activati...	The Windows Proc...	Running	Manual	Local Syste...
Windows Push Notificati...	This service runs in ...	Running	Automatic	Local Syste...
Windows Push Notificati...	This service hosts ...	Running	Automatic	Local Syste...
Windows PushToInstall Se...	Provides infrastruc...		Disabled	Local Syste...
Windows Remote Manag...	Windows Remote ...	Running	Automatic	Network S...

Start service Windows Installer on Local Computer

Services

File Action View Help

Services (Local)

Name	Description	Status	Startup Type	Log On As
Windows Error Reporting Service	Allows errors to be ...		Manual (Tri...	Local Syste...
Windows Event Collector	This service manag...	Running	Automatic ...	Network S...
Windows Event Log	This service manag...	Running	Automatic	Local Service
Windows Font Cache Service	Optimizes perform...	Running	Automatic	Local Service
Windows Image Acquisition (WIA)	Provides image acq...	Running	Automatic	Local Service
Windows Insider Service	Provides infrastruc...		Disabled	Local Syste...
Windows Installer	Installs, modifies, an...		Manual	Local Syste...
Windows Internal Databa...	Provides internal re...	Running	Manual	NT SERVIC...
Windows Internal Databa...	Provides the interfa...	Running	Manual	Local Service
Windows License Manage...	Provides infrastruc...	Running	Manual (Tri...	Local Service
Windows Management In...	Provides a commo...	Running	Automatic	Local Syste...
Windows Media Player Ne...	Shares Windows M...		Manual	Network S...
Windows Modules Install...	Enables installation...		Manual	Local Syste...
Windows Process Activati...	The Windows Proc...	Running	Manual	Local Syste...
Windows Push Notifications System Service	This service runs in ...	Running	Automatic	Local Syste...
Windows Push Notifications User Service_...	This service hosts ...	Running	Automatic	Local Syste...
Windows PushToInstall Service	Provides infrastruc...		Disabled	Local Syste...
Windows Remote Management (WS-Man...	Windows Remote ...	Running	Automatic	Network S...

Stop service Windows Event Log on Local Computer

Services

File Action View Help

Services (Local)

Name	Description	Status	Startup Type	Log On As
User Profile Service	This service is respo...	Running	Automatic	Local Syste...
Virtual Disk	Provider managem...	Running	Manual	Local Syste...
Volume Shadow Copy	s and impl...		Manual	Local Syste...
W3C Logging Service	s W3C loggi...		Manual	Local Syste...
WalletService	jects used ...		Disabled	Local Syste...
Warp JIT Service	JIT compila...		Manual (Tri...	Local Service
Web Account Manager	vice is used ...	Running	Manual	Local Syste...
Windows Audio	s audio for ...	Running	Automatic	Local Service
Windows Audio Endpoint	s audio dev...	Running	Manual	Local Syste...
Windows Biometric Service	dows biom...		Manual (Tri...	Local Syste...
Windows Camera Frame S	multiple cli...		Manual (Tri...	Local Service
Windows Camera Frame S	s the heal...		Manual (Tri...	Local Syste...
Windows Connect Now -	VC hosts th...		Manual	Local Service
Windows Connection Manag...	... automatic c...	Running	Automatic ...	Local Service
Windows Defender Advanced Threat Prote...	Windows Defender ...		Manual	Local Syste...
Windows Defender Firewall	Windows Defender ...	Running	Automatic	Local Service
Windows Deployment Services Server	Manages requests ...	Running	Automatic	Local Syste...
Windows Encryption Provider Host Service	Windows Encryptio...		Manual (Tri...	Local Service

Extended Standard

Stop and Start service Virtual Disk on Local Computer

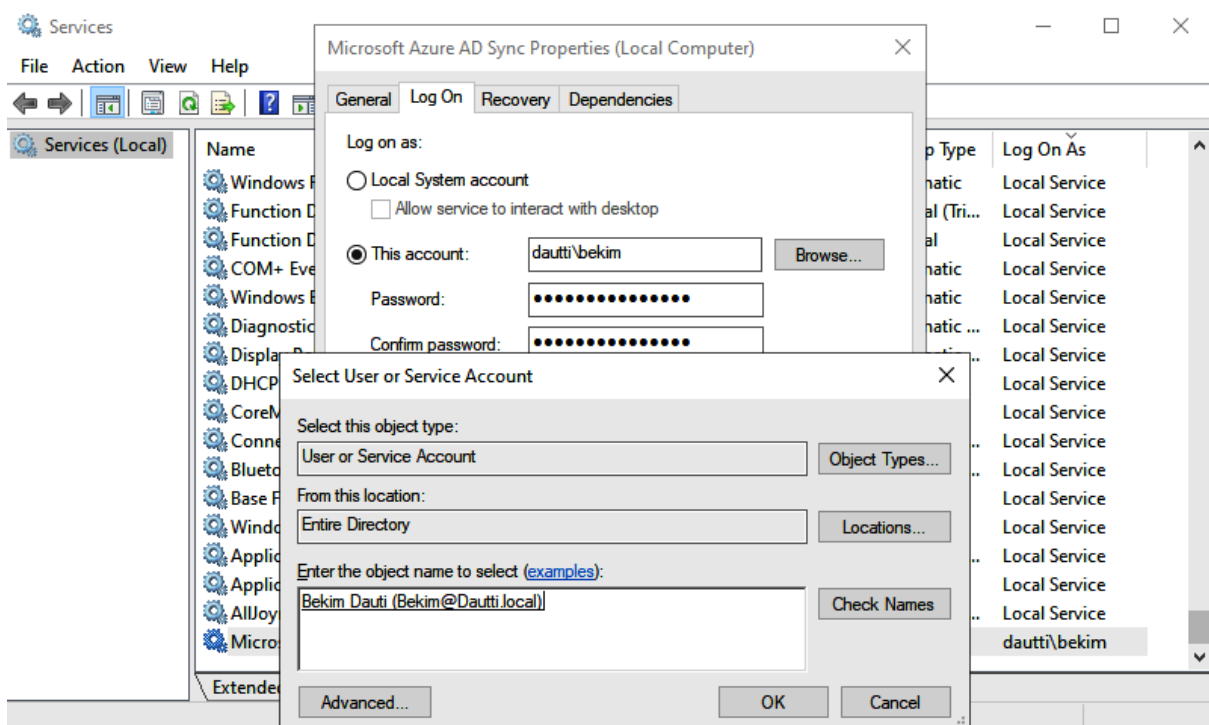
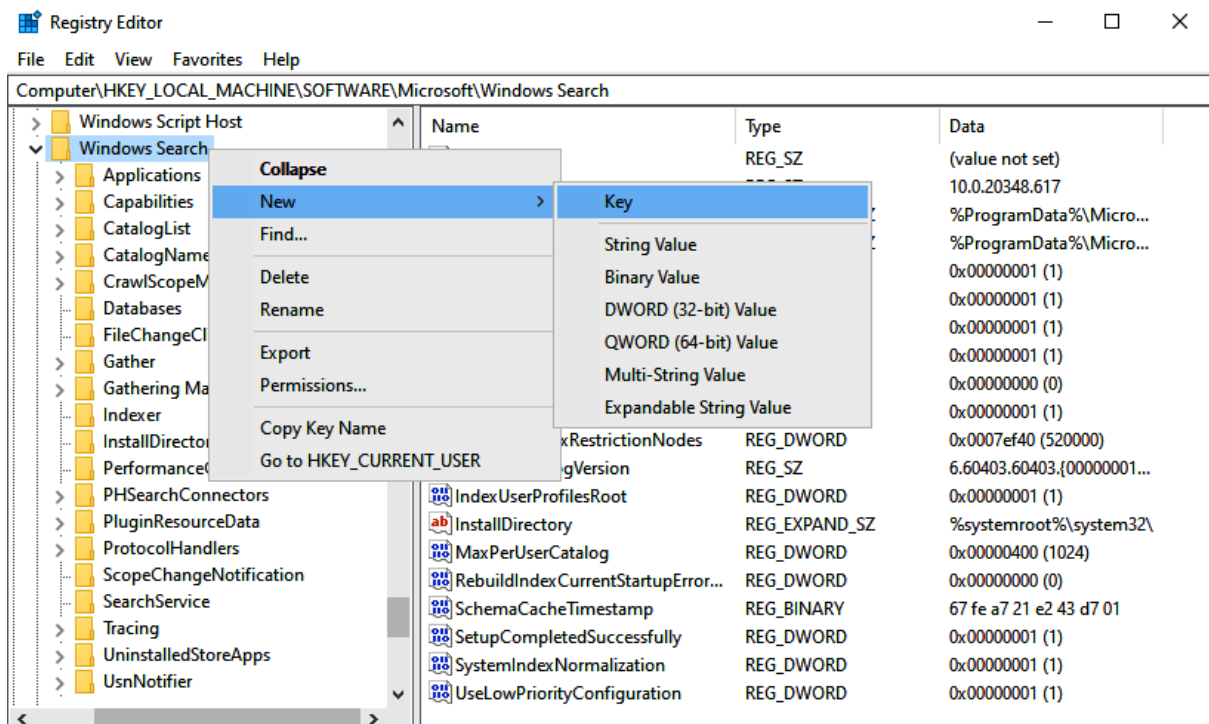
Services

File Action View Help

Services (Local)

Name	Description	Status	Startup Type	Log On As
Windows Font Cache Service	Optimizes perform...	Running	Automatic	Local Service
Windows Image Acquisition (WIA)	Provides image acq...	Running	Automatic	Local Service
Windows Internal Database VSS Writer	Provides the interfa...	Running	Manual	Local Service
Windows License Manager Service	Provides infrastruc...	Running	Manual (Tri...	Local Service
Windows Time	Maintains date and...	Running	Automatic ...	Local Service
WinHTTP Web Proxy Auto-Discovery Servi...	WinHTTP impleme...	Running	Manual	Local Service
Microsoft Azure AD Sync	Enables integration...	Running	Automatic	dautti\bekim

Extended Standard



Server Manager ▸ Local Server

Manage Tools View Help

Dashboard

Local Server

All Servers

AD DS

DNS

File and Storage Services ▸

Hyper-V

IIS

NPAS

Print Services

Remote Desktop Services ▸

WDS

PROPERTIES
For Dautti-Server01

TASKS ▾

Computer name	Dautti-Server01	Last installed updates	20/04/2022 6:45 PM
Domain	Dautti.local	Windows Update	Download updates only, using Microsoft Update
		Last checked for updates	Today at 11:28 AM

Microsoft Defender Firewall	Domain: On	Microsoft Defender Antivirus	Real-Time Protection: On
Remote management	Enabled	Feedback & Diagnostics	Settings
Remote Desktop	Enabled	IE Enhanced Security Configuration	Off
NIC Teaming	Disabled	Time zone	(UTC+01:00) Sarajevo, Skopje, Warsaw, Zagreb
vEthernet (Dautti-Internet)	192.168.0.220	Product ID	00456-50300-71867-AA326 (activated)
vEthernet (Dautti-Intranet)	Assigned by DHCP		

Operating system version	Microsoft Windows Server 2022 Datacenter	Processors	Intel(R) Xeon(R) CPU E5-1660 v4 @ 3.20GHz
Hardware information	LENOVO 30B4S0H90Q	Installed memory (RAM)	31.9 GB
		Total disk space	1635.14 GB

```
C:\> Administrator: C:\Windows\system32\cmd.exe
WARNING: To stop SConfig from launching at sign-in, type "Set-SConfig -AutoLaunch $false"

=====
Welcome to Windows Server 2022 Standard
=====

1) Domain/workgroup: Workgroup: WORKGROUP
2) Computer name: WIN-49BBC4NBN0T
3) Add local administrator
4) Remote management: Enabled

5) Update setting: Download only
6) Install updates
7) Remote desktop: Disabled

8) Network settings
9) Date and time
10) Telemetry setting: Required
11) Windows activation

12) Log off user
13) Restart server
14) Shut down server
15) Exit to command line (PowerShell)

Enter number to select an option: _
```


Computer Name/Domain Changes ✕

You can change the name and the membership of this computer. Changes might affect access to network resources.

Computer name:
Dautti-Server1

Full computer name:
Dautti-Server1

More...

Member of

☐ Domain:

☒ Workgroup:
WORKGROUP

OK Cancel

Computer Name/Domain Changes ✕

You can change the name and the membership of this computer. Changes might affect access to network resources.

Computer name:
Dautti-Server1

Full computer name:
Dautti-Server1

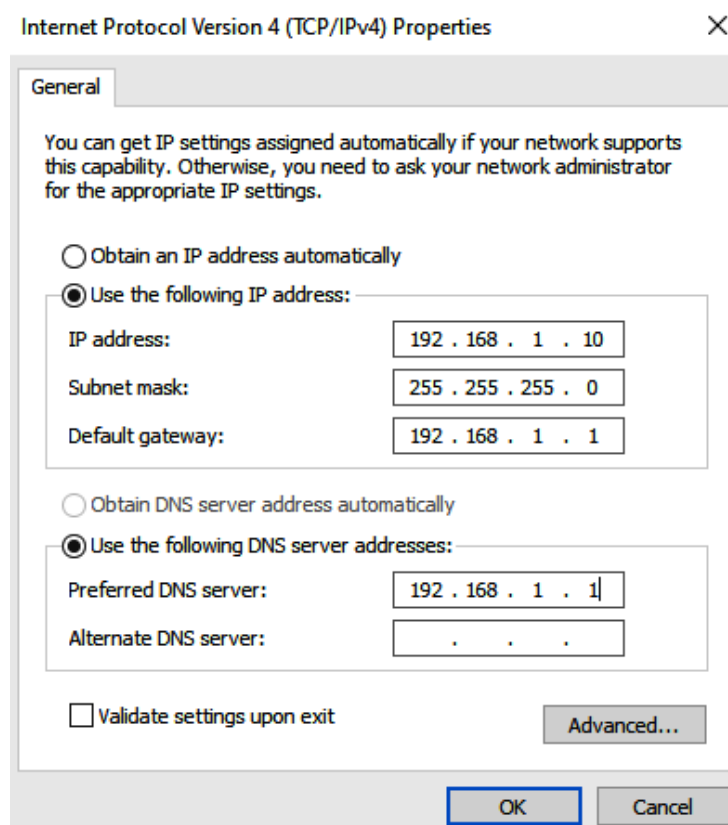
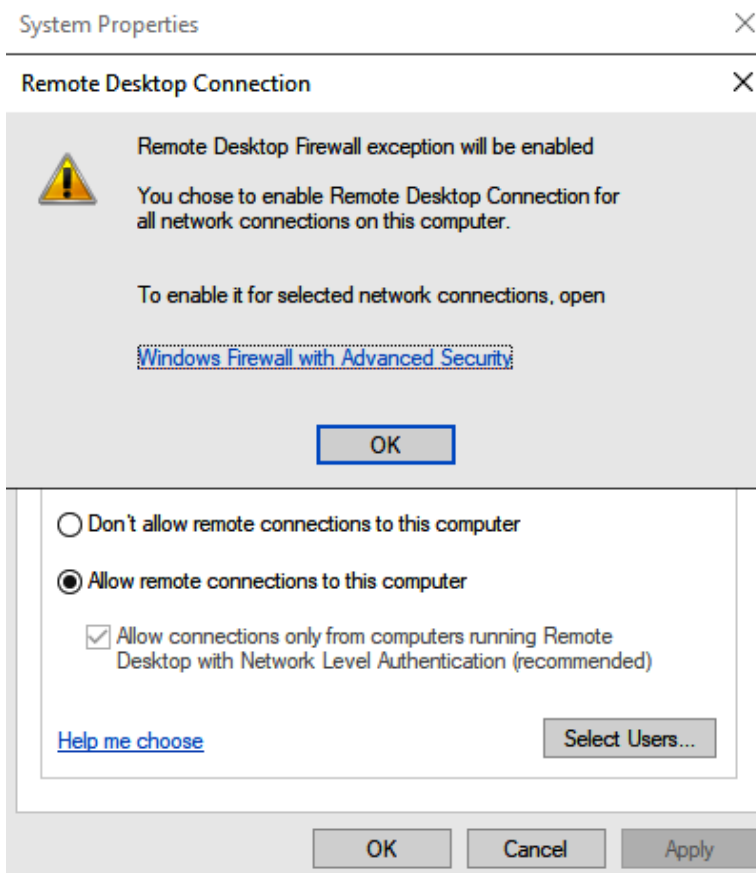
More...

Member of

☒ Domain:
Dautti.local

☐ Workgroup:
WORKGROUP

OK Cancel



Home

Find a setting

Update & Security

- Windows Update
- Delivery Optimization
- Windows Security
- Troubleshoot
- Recovery
- Activation
- For developers

Windows Update

*Some settings are managed by your organization ([View policies](#))



Updates available

Last checked: Yesterday, 11:41 PM

Security Intelligence Update for Microsoft Defender Antivirus - KB2267602 (Version 1.363.1042.0)

Status: Pending install

Windows Malicious Software Removal Tool x64 - v5.100 (KB890830)

Status: Pending install

2022-04 Cumulative Update for .NET Framework 3.5 and 4.8 for Microsoft server operating system version 21H2 for x64 (KB5012123)

Status: Pending install

2022-04 Cumulative Update for Microsoft server operating system version 21H2 for x64-based Systems (KB5012604)

Status: Pending install

Windows Malicious Software Removal Tool x64 - v5.98 (KB890830)

Status: Pending install

Updates are ready to install

[Install now](#)



Internet Explorer Enhanced Security Configuration



Internet Explorer Enhanced Security Configuration (IE ESC) reduces the exposure of your server to potential attacks from Web-based content.

Internet Explorer Enhanced Security Configuration is enabled by default for Administrators and Users groups.

Administrators:



☐ On (Recommended)



☒ Off

Users:



☐ On (Recommended)

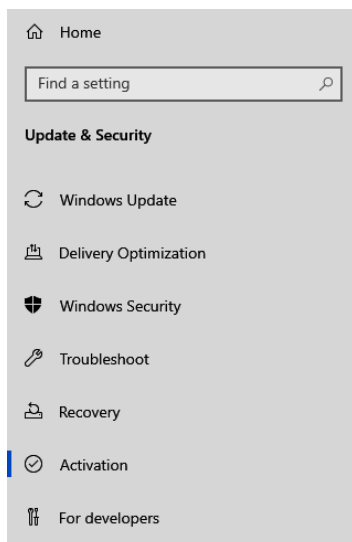
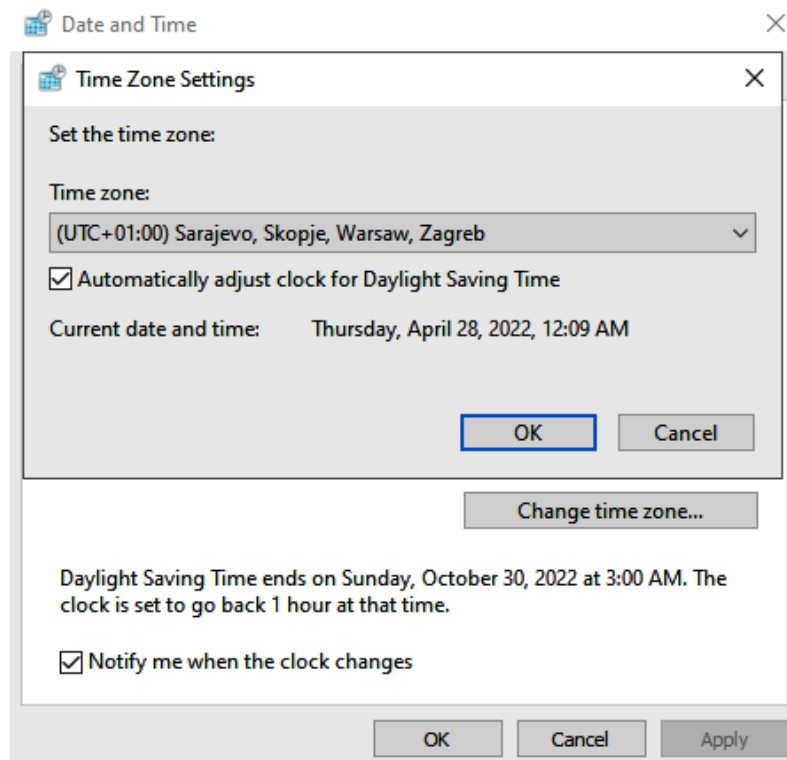


☒ Off

[More about Internet Explorer Enhanced Security Configuration](#)

OK

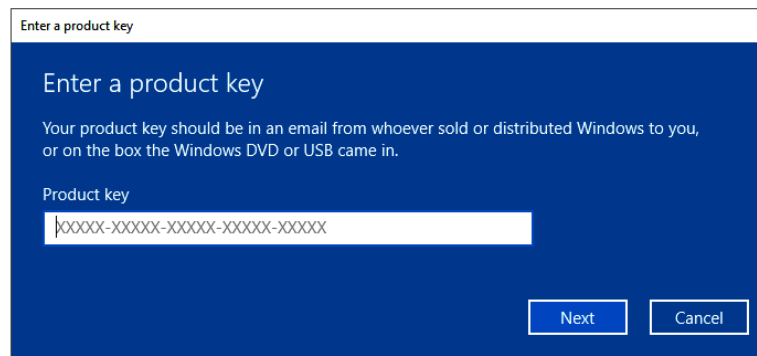
Cancel



Activation

Windows

Edition Windows Server 2022 Standard



```
Administrator: C:\Windows\system32\cmd.exe

=====
                        Computer name
=====

Current computer name: WIN-49BBC4NBN0T

Enter new computer name (Blank=Cancel): Dautti-Server2
Changing computer name...
WARNING: The changes will take effect after you restart the computer
WIN-49BBC4NBN0T.
Restart now? (Y)es or (N)o: Y_
```

```
Administrator: C:\Windows\system32\cmd.exe

=====
                        Change domain/workgroup membership
=====

Current workgroup: WORKGROUP

Join (D)omain or (W)orkgroup? (Blank=Cancel): Dautti.local_
```

```
Administrator: C:\Windows\system32\cmd.exe

=====
                        Remote desktop
=====

Remote desktop status: Disabled

(E)nable or (D)isable Remote Desktop? (Blank=Cancel): e

  1) Allow only clients running remote desktop with network level authentication (
more secure)
  2) Allow clients running any version of remote desktop (less secure)

Enter selection (Blank=Cancel): 1
Enabling remote desktop...
Successfully configured remote desktop.
(Press ENTER to continue): _
```

```
Administrator: C:\Windows\system32\cmd.exe

=====
Network adapter settings
=====

NIC index:      1
Description:    Microsoft Hyper-V Network Adapter
IP address:     169.254.1.220,
                fe80::65a5:f7e3:713c:1dc
Subnet mask:    255.255.0.0
DHCP enabled:   True

Default gateway: 192.168.1.1
Preferred DNS server:
Alternate DNS server:

1) Set network adapter address
2) Set DNS servers
3) Clear DNS server settings

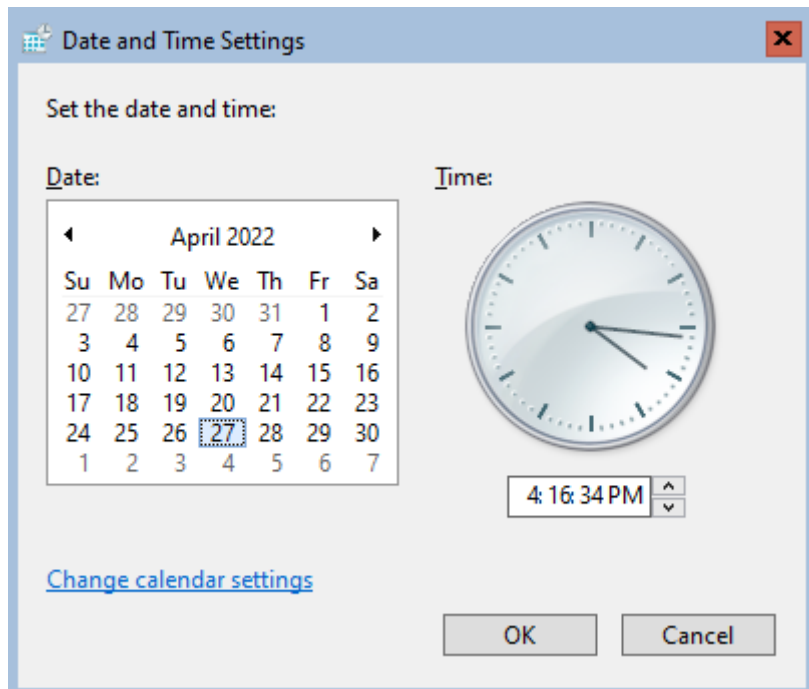
Enter selection (Blank=Cancel): 1
Select (D)HCP or (S)tatic IP address (Blank=Cancel): S
Enter static IP address (Blank=Cancel): 192.168.1.20
Enter subnet mask (Blank=255.255.255.0): 255.255.255.0
Enter default gateway (Blank=Cancel): 192.168.1.1
Setting NIC to static IP...
Failed to release DHCP lease.
Result code: 83
Method name: ReleaseDHCPLease
(Press ENTER to continue):
```

```
Administrator: C:\Windows\system32\cmd.exe

=====
Update setting
=====

Current update configuration is: Download only

Select (A)utomatic, (D)ownload only, or (M)annual updates (Blank=Cancel): A
Successfully configured update setting.
(Press ENTER to continue):
```



```
Administrator: C:\Windows\system32\cmd.exe

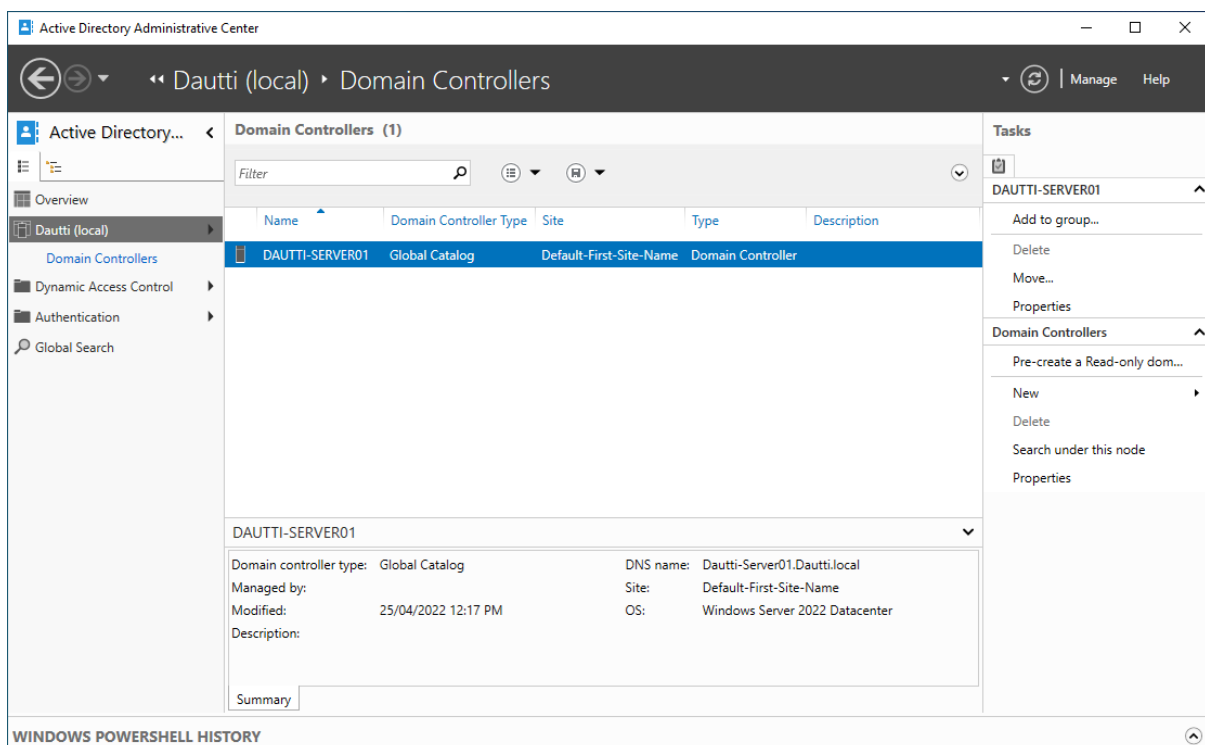
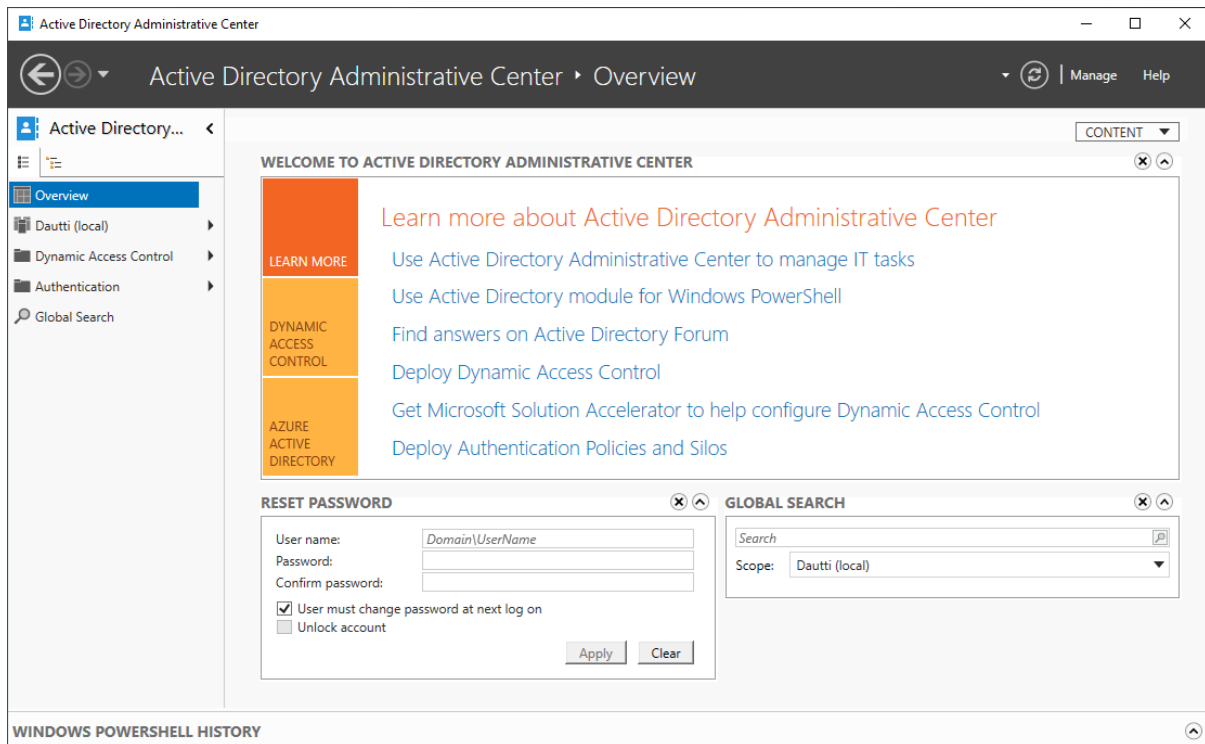
=====
Windows activation
=====

1) Display license information
2) Activate Windows
3) Install product key

Enter selection (Blank=Cancel): 2

Activating Windows(R), ServerStandard edition (1ea11e95-b7b5-49f8-b3b8-164805630e84) ...
```

Chapter 5: Directory Services in Windows Server 2022



Active Directory Domain Services Configuration Wizard

Deployment Configuration

TARGET SERVER
Dautti-Server1

Deployment Configuration

Domain Controller Options

Additional Options

Paths

Review Options

Prerequisites Check

Installation

Results

Select the deployment operation

☐ Add a domain controller to an existing domain

☐ Add a new domain to an existing forest

☒ Add a new forest

Specify the domain information for this operation

Root domain name:

[More about deployment configurations](#)

< Previous

Next >

Install

Cancel

Active Directory Domain Services Configuration Wizard

Deployment Configuration

TARGET SERVER
Dautti-Server1

Deployment Configuration

Domain Controller Options

Additional Options

Paths

Review Options

Prerequisites Check

Installation

Results

Select the deployment operation

☐ Add a domain controller to an existing domain

☒ Add a new domain to an existing forest

☐ Add a new forest

Specify the domain information for this operation

Select domain type:

Forest name:

New domain name:

Supply the credentials to perform this operation

<No credentials provided>

[More about deployment configurations](#)

< Previous

Next >

Install

Cancel

Active Directory Domain Services Configuration Wizard

Deployment Configuration

TARGET SERVER
Dautti-Server1

Deployment Configuration

Domain Controller Options

Additional Options

Paths

Review Options

Prerequisites Check

Installation

Results

Select the deployment operation

☐ Add a domain controller to an existing domain

☒ Add a new domain to an existing forest

☐ Add a new forest

Specify the domain information for this operation

Select domain type: Child Domain

Parent domain name: Dautti.local

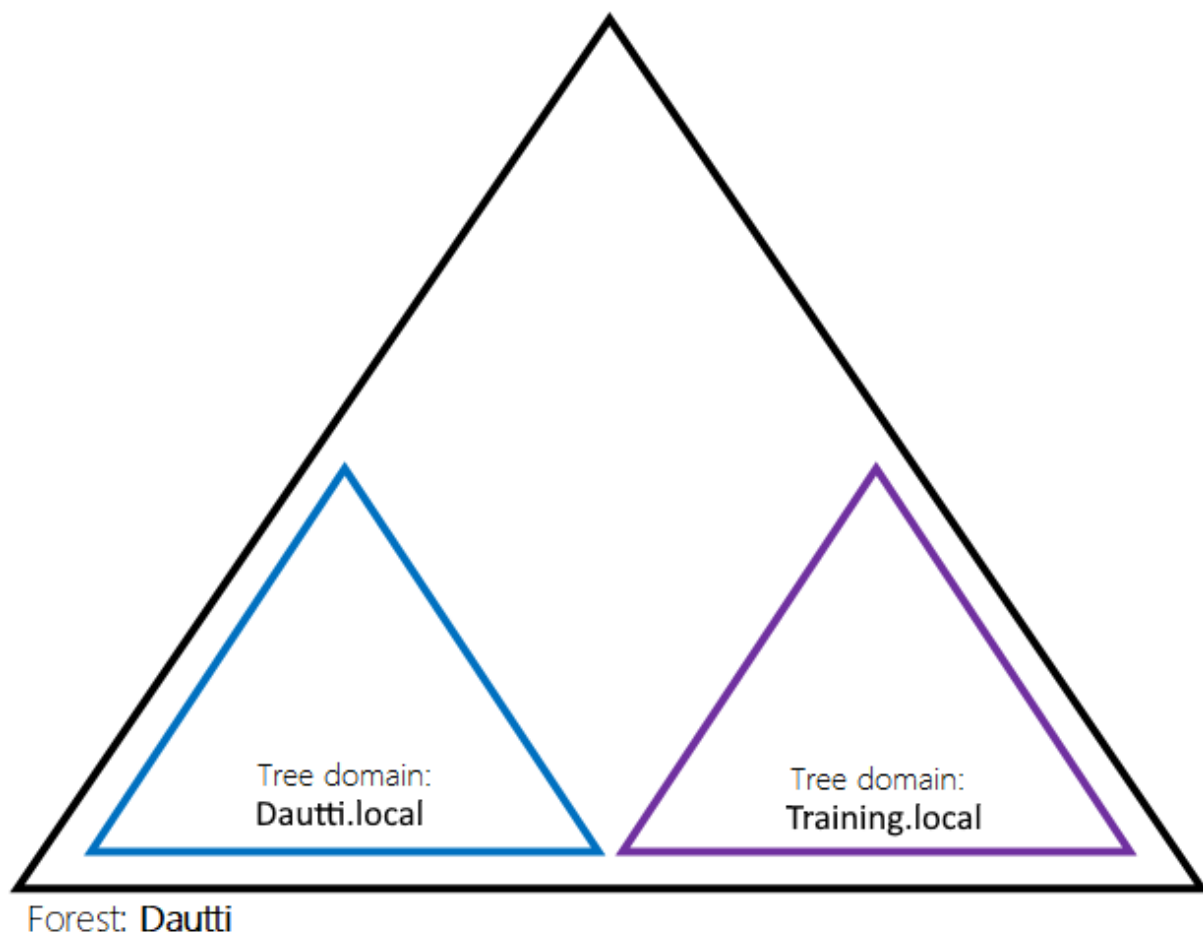
New domain name: Administration

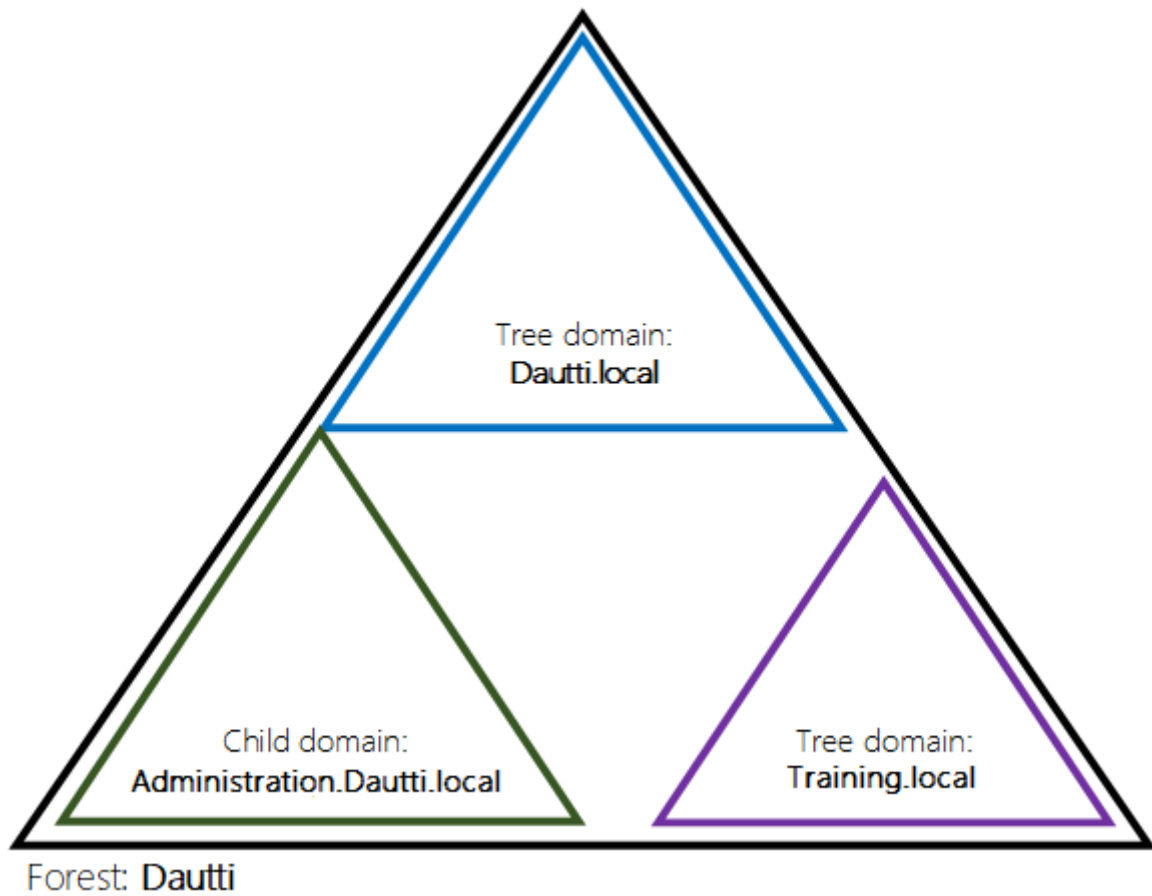
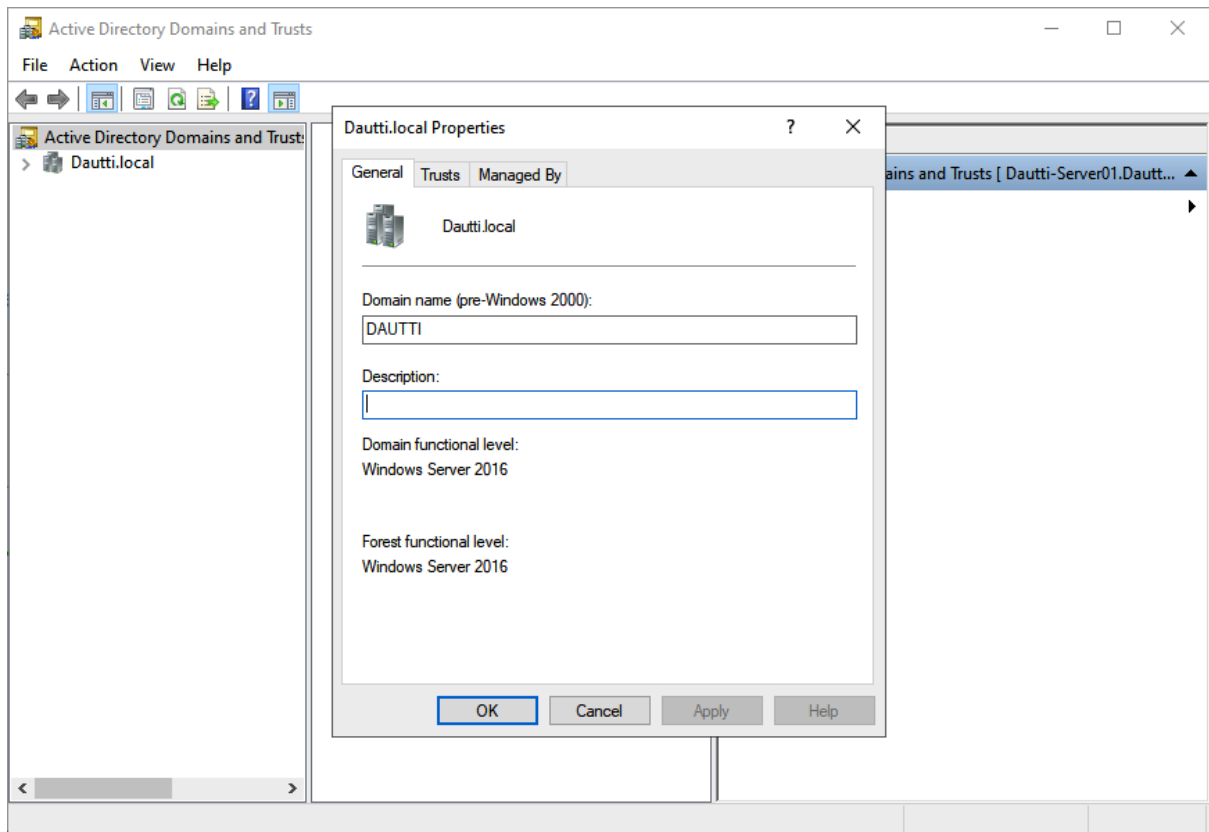
Supply the credentials to perform this operation

<No credentials provided>

More about deployment configurations

< Previous Next > Install Cancel





Add Roles and Features Wizard

Select server roles

DESTINATION SERVER
Dautti-Server1

Before You Begin
Installation Type
Server Selection
Server Roles
Features
DNS Server
Confirmation
Results

Select one or more roles to install on the selected server.

Roles

☐ Active Directory Certificate Services
☒ Active Directory Domain Services (Installed)
☐ Active Directory Federation Services
☐ Active Directory Lightweight Directory Services
☐ Active Directory Rights Management Services
☐ Device Health Attestation
☐ DHCP Server
☒ DNS Server
☐ Fax Server
☒ File and Storage Services (1 of 12 installed)
☐ Host Guardian Service
☒ Hyper-V (Installed)
☐ Network Policy and Access Services
☐ Print and Document Services
☐ Remote Access
☐ Remote Desktop Services
☐ Volume Activation Services
☐ Web Server (IIS)
☐ Windows Deployment Services
☐ Windows Server Update Services

Description

Domain Name System (DNS) Server provides name resolution for TCP/IP networks. DNS Server is easier to manage when it is installed on the same server as Active Directory Domain Services. If you select the Active Directory Domain Services role, you can install and configure DNS Server and Active Directory Domain Services to work together.

< Previous

Next >

Install

Cancel

Active Directory Domain Services Configuration Wizard

DNS Options

TARGET SERVER
Dautti-Server1

A delegation for this DNS server cannot be created because the authoritative parent zone cannot be found... Show more X

Deployment Configuration
Domain Controller Options
DNS Options
Additional Options
Paths
Review Options
Prerequisites Check
Installation
Results

Specify DNS delegation options

☐ Create DNS delegation

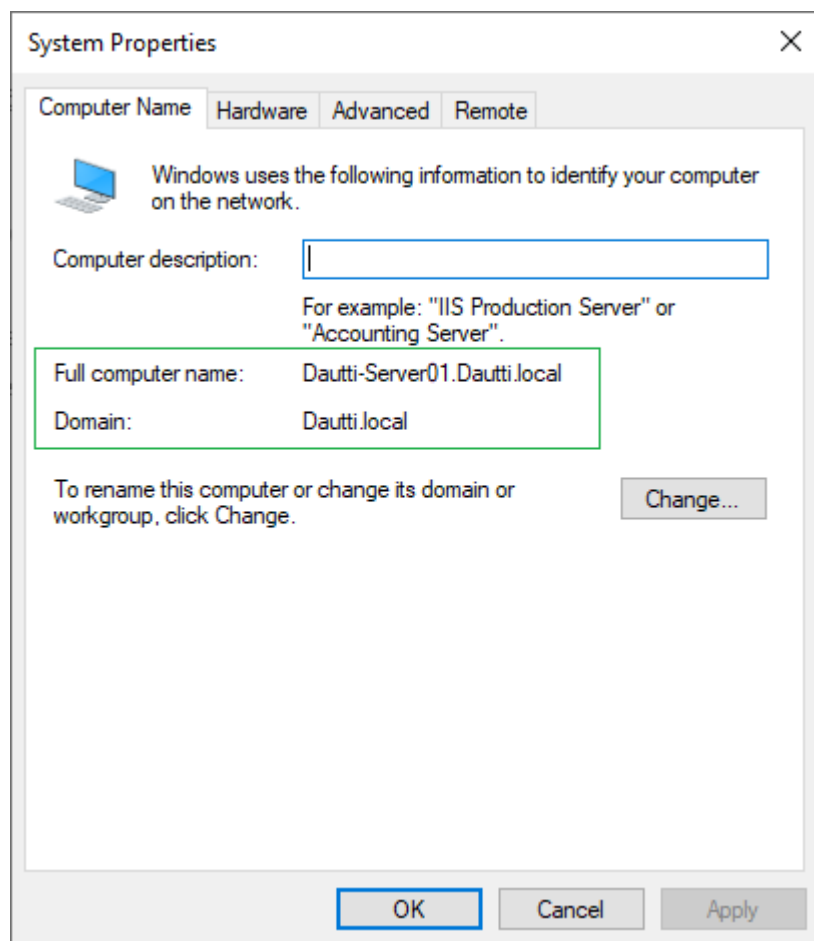
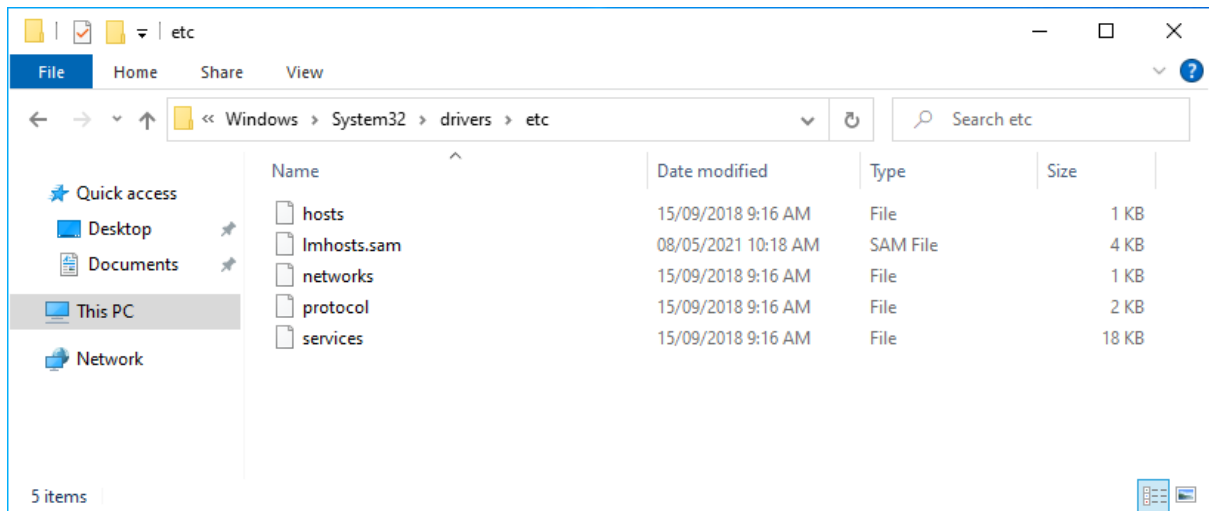
[More about DNS delegation](#)

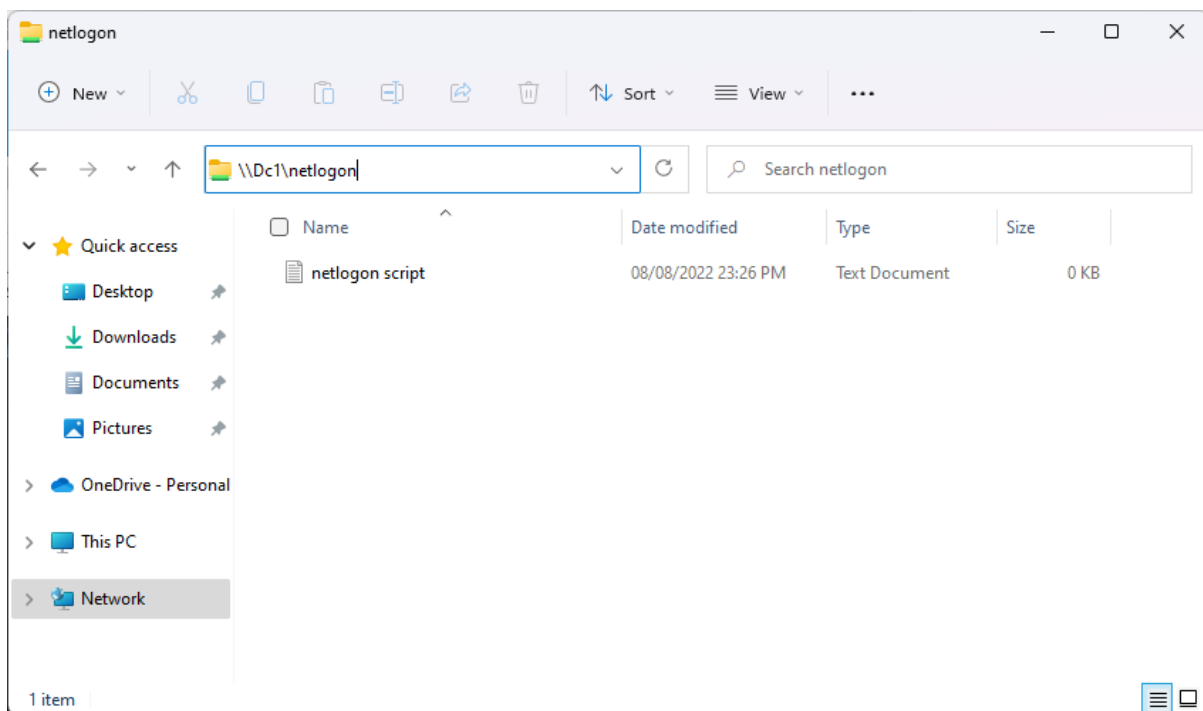
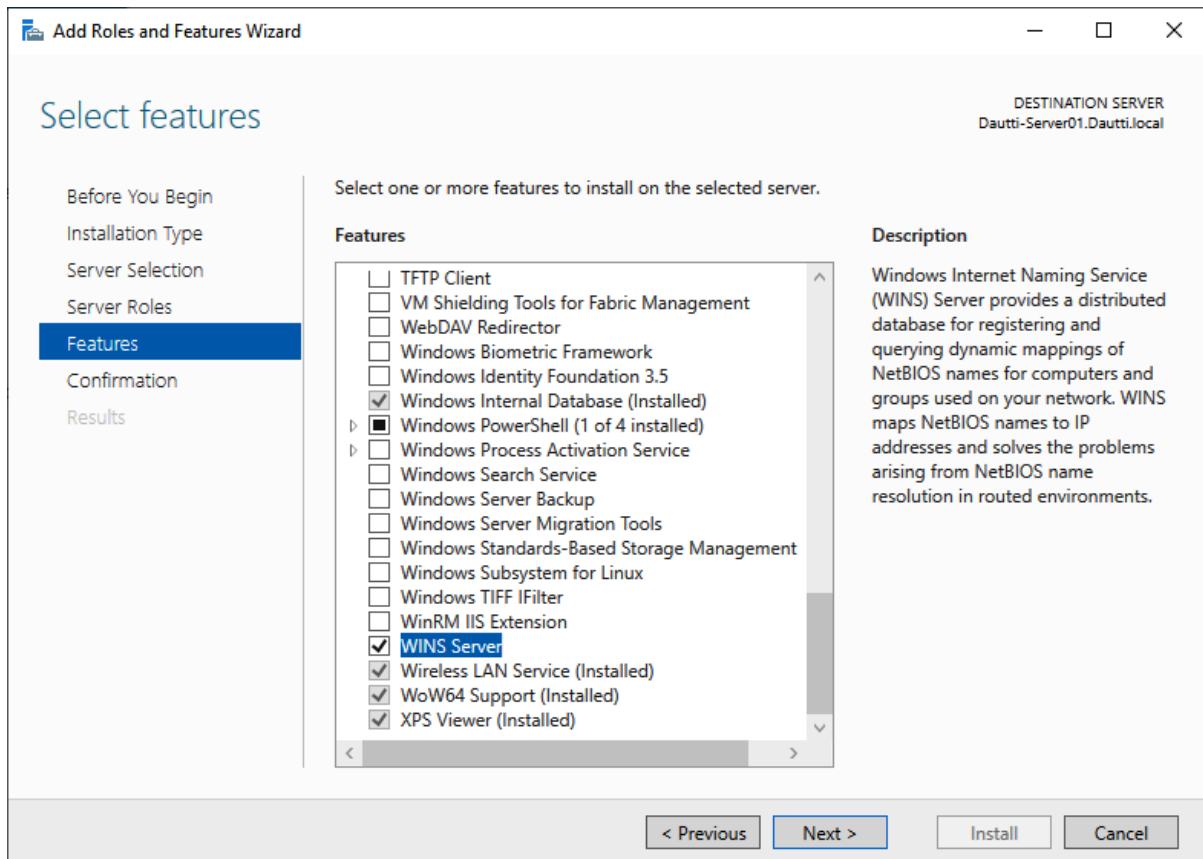
< Previous

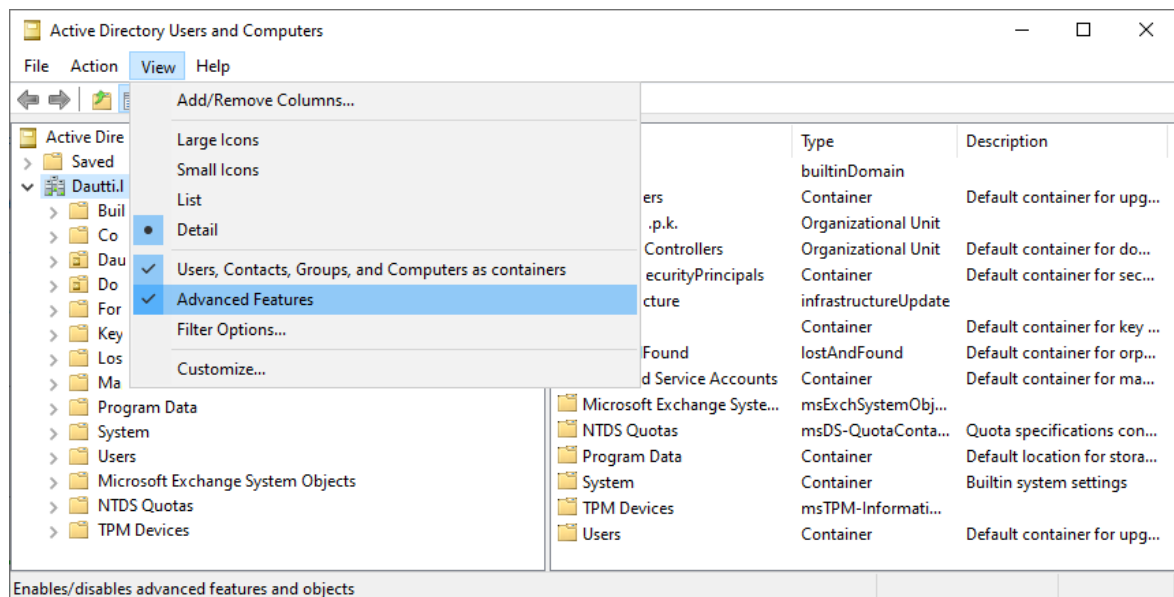
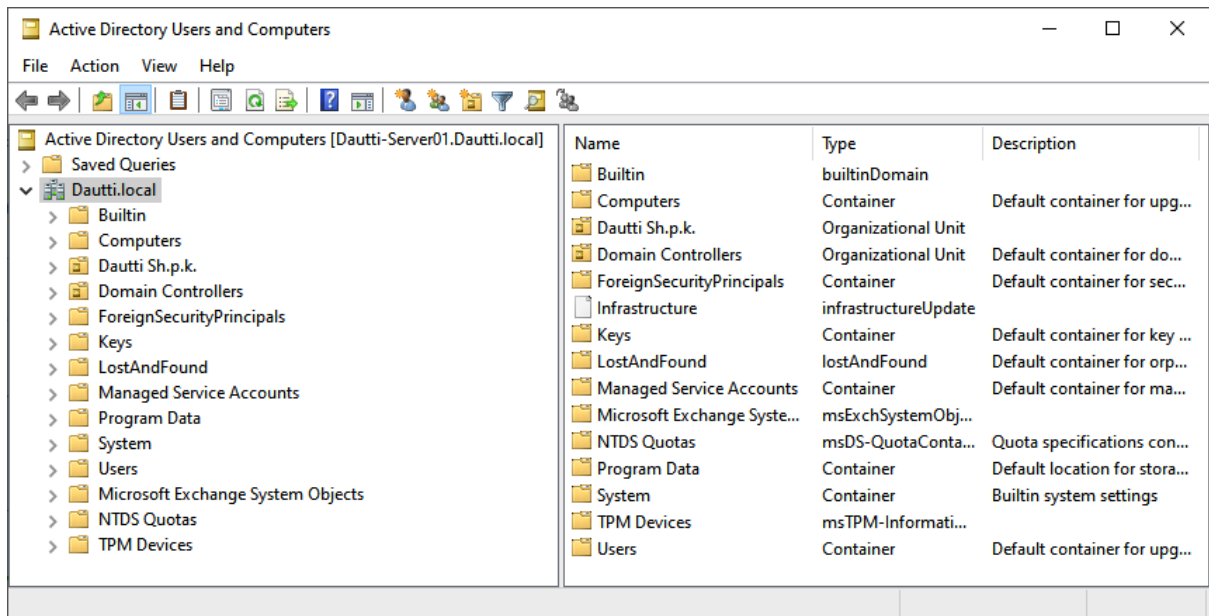
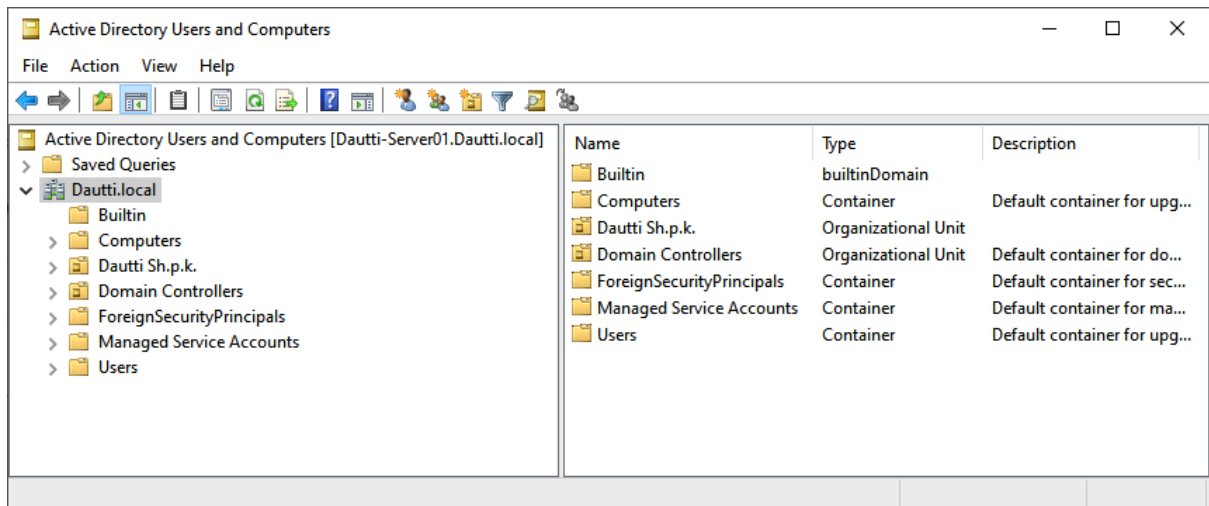
Next >

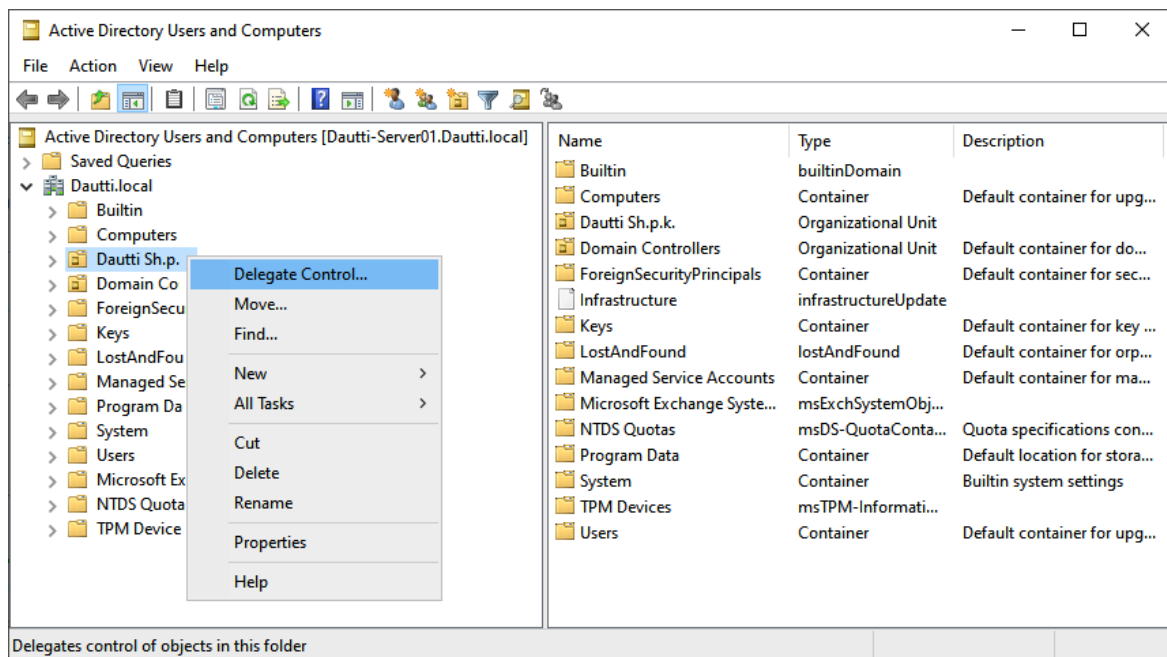
Install

Cancel









New Object - User

Create in: Dautti.local/Computers

First name: Initials:

Last name:

Full name:

User logon name: @Dautti.local

User logon name (pre-Windows 2000): DAUTTI\

< Back Next > Cancel

New User
?
X


User name:
Full name:
Description:

Password:
Confirm password:

☒ User must change password at next login
☐ User cannot change password
☐ Password never expires
☐ Account is disabled

Help
Create
Close

User Profiles
X



User profiles store settings for your desktop and other information related to your user account. You can create a different profile on each computer you use, or you can select a roaming profile that is the same on every computer you use.

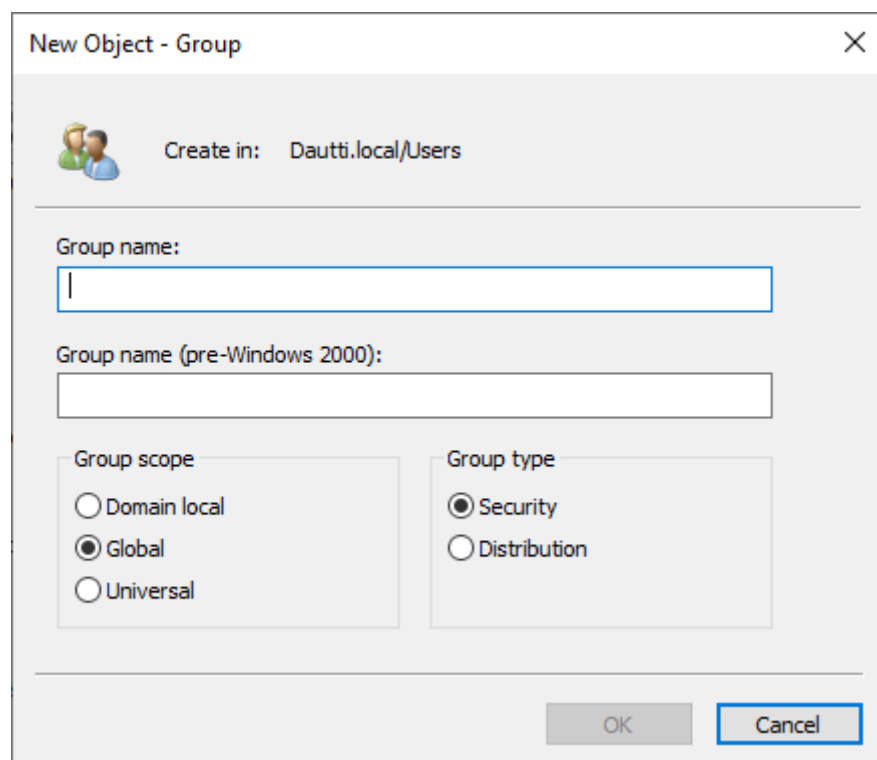
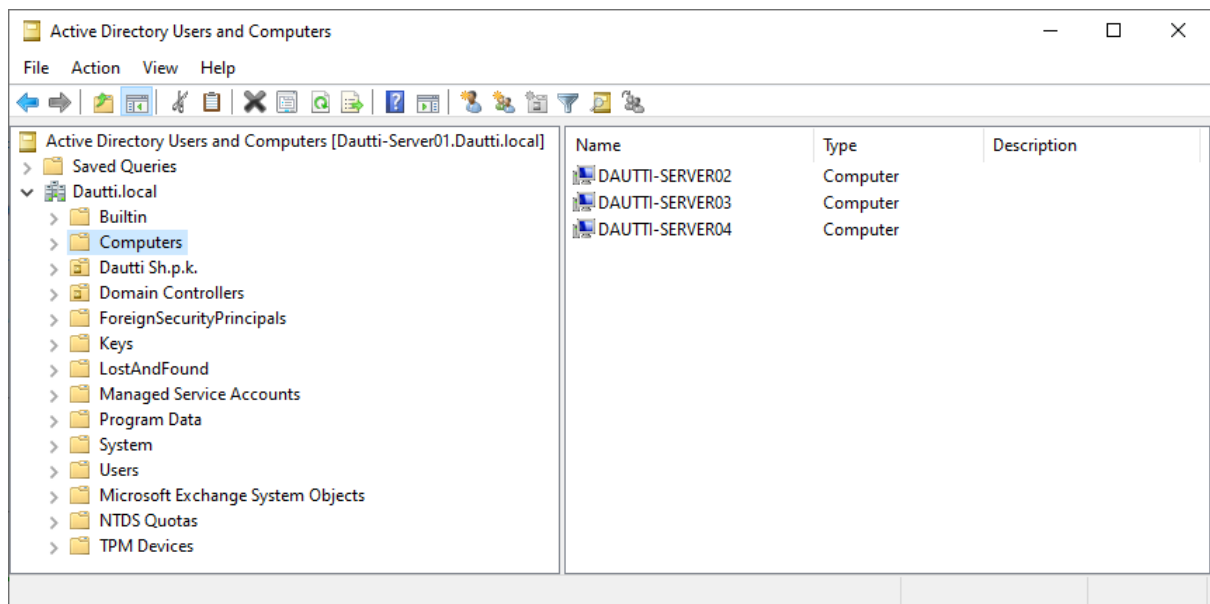
Profiles stored on this computer:

Name	Size	Type	Status	Mod...
DAUTTI\Administrator	50.4 MB	Local	Local	05/1...
DAUTTI\Bekim	20.0 MB	Local	Local	27/0...
Default Profile	1.42 MB	Local	Local	14/0...
NT SERVICE\MSSQL\$MICRO...	3.01 MB	Local	Local	27/0...

Change Type...
Delete
Copy To...

To create new user accounts, [click here](#).

OK
Cancel



Active Directory Users and Computers [Dautti-Server01.Dautti.local]

File Action View Help

Active Directory Users and Computers [Dautti-Server01.Dautti.local]

- Saved Queries
- Dautti.local
 - Builtin
 - Computers
 - Dautti Sh.p.k.
 - Domain Controllers
 - ForeignSecurityPrincipals
 - Managed Service Accounts
 - Users

Name	Type	Description
Administrator	User	Built-in account for admin...
ADSyncAdmins	Security Group - D...	ADSyncAdmins
ADSyncBrowse	Security Group - D...	ADSyncBrowse
ADSyncOperators	Security Group - D...	ADSyncOperators
ADSyncPasswordSet	Security Group - D...	ADSyncPasswordSet
Allowed RODC Password R...	Security Group - D...	Members in this group c...
Cert Publishers	Security Group - D...	Members of this group a...
Cloneable Domain Control...	Security Group - Gl...	Members of this group t...
Denied RODC Password Re...	Security Group - D...	Members in this group c...
DnsAdmins	Security Group - D...	DNS Administrators Group
DnsUpdateProxy	Security Group - Gl...	DNS clients who are per...
Domain Admins	Security Group - Gl...	Designated administrator...
Domain Computers	Security Group - Gl...	All workstations and serv...
Domain Controllers	Security Group - Gl...	All domain controllers in ...
Domain Guests	Security Group - Gl...	All domain guests
Domain Users	Security Group - Gl...	All domain users
Enterprise Admins	Security Group - U...	Designated administrator...
Enterprise Key Admins	Security Group - U...	Members of this group c...
Enterprise Read-only Dom...	Security Group - U...	Members of this group a...
Group Policy Creator Own...	Security Group - Gl...	Members in this group c...
Guest	User	Built-in account for gues...
Key Admins	Security Group - Gl...	Members of this group c...
Protected Users	Security Group - Gl...	Members of this group a...
RAS and IAS Servers	Security Group - D...	Servers in this group can ...
RDGatewayAccess	Security Group - Gl...	
Read-only Domain Control...	Security Group - Gl...	Members of this group a...
Schema Admins	Security Group - U...	Designated administrator...

New Object - Group

Create in: Dautti.local/Users

Group name:

Group name (pre-Windows 2000):

Group scope

☐ Domain local

☐ Global

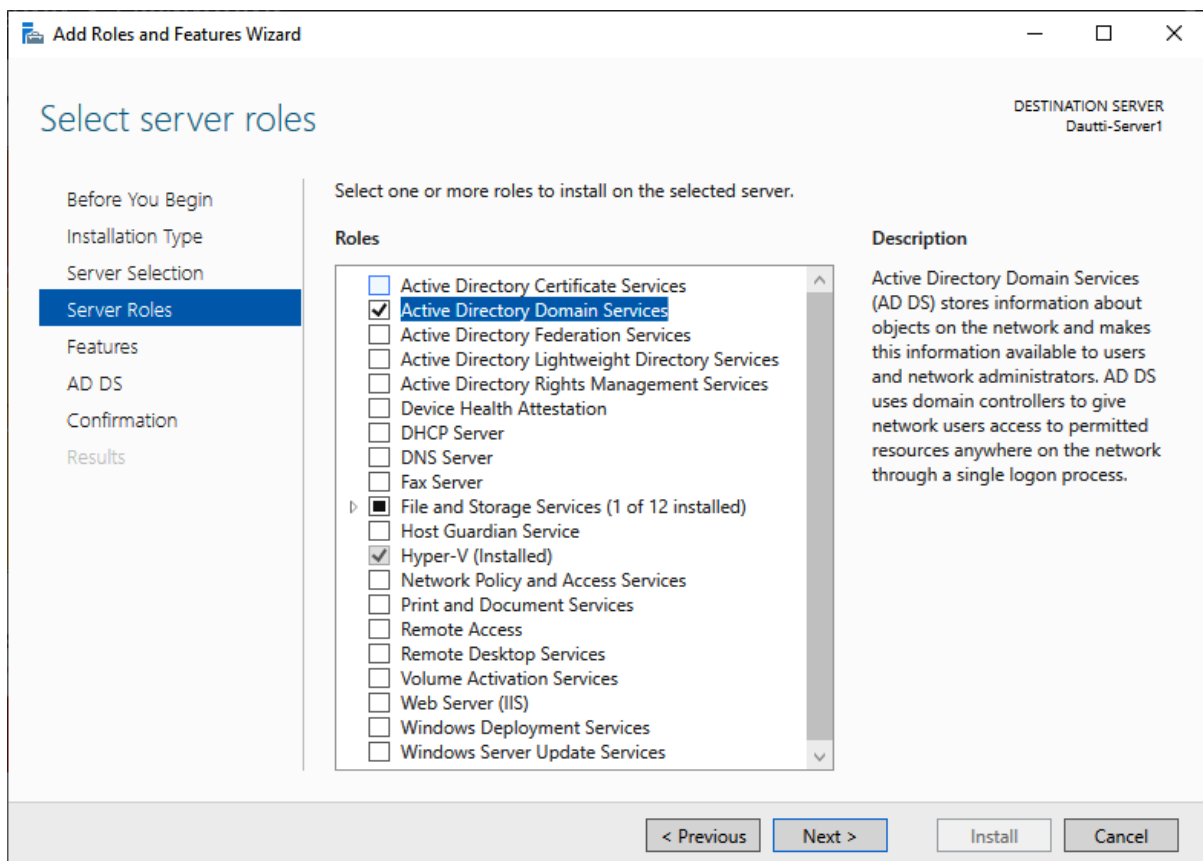
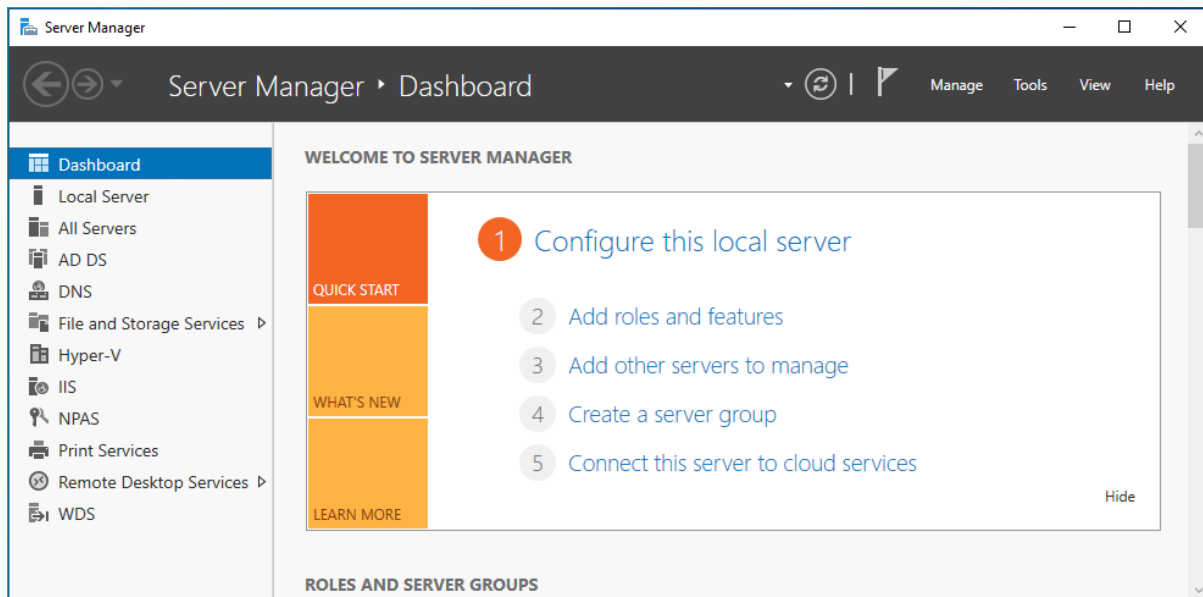
☒ Universal

Group type

☐ Security

☒ Distribution

OK Cancel



Deployment Configuration

TARGET SERVER
Dautti-Server1

Deployment Configuration

Domain Controller Options

Additional Options

Paths

Review Options

Prerequisites Check

Installation

Results

Select the deployment operation

- ☐ Add a domain controller to an existing domain
- ☐ Add a new domain to an existing forest
- ☒ Add a new forest

Specify the domain information for this operation

Root domain name:

[More about deployment configurations](#)

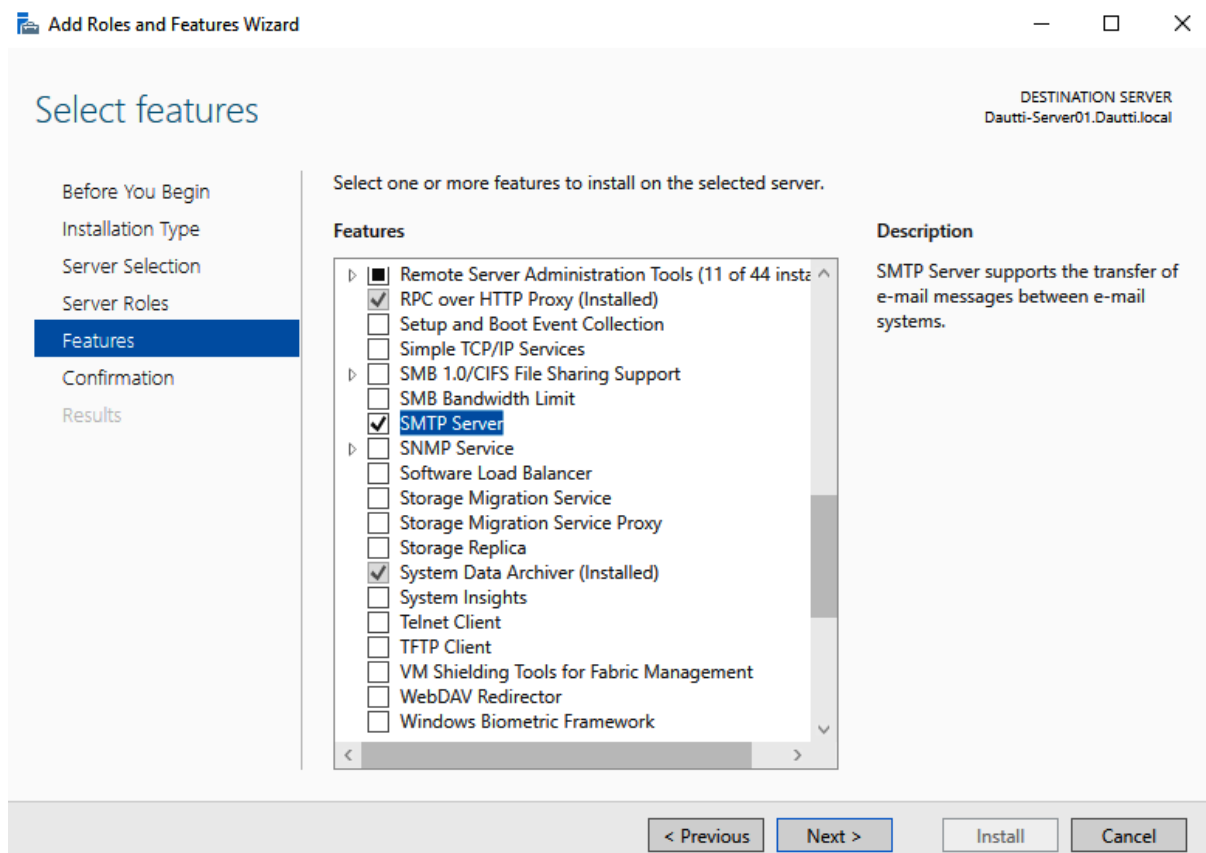
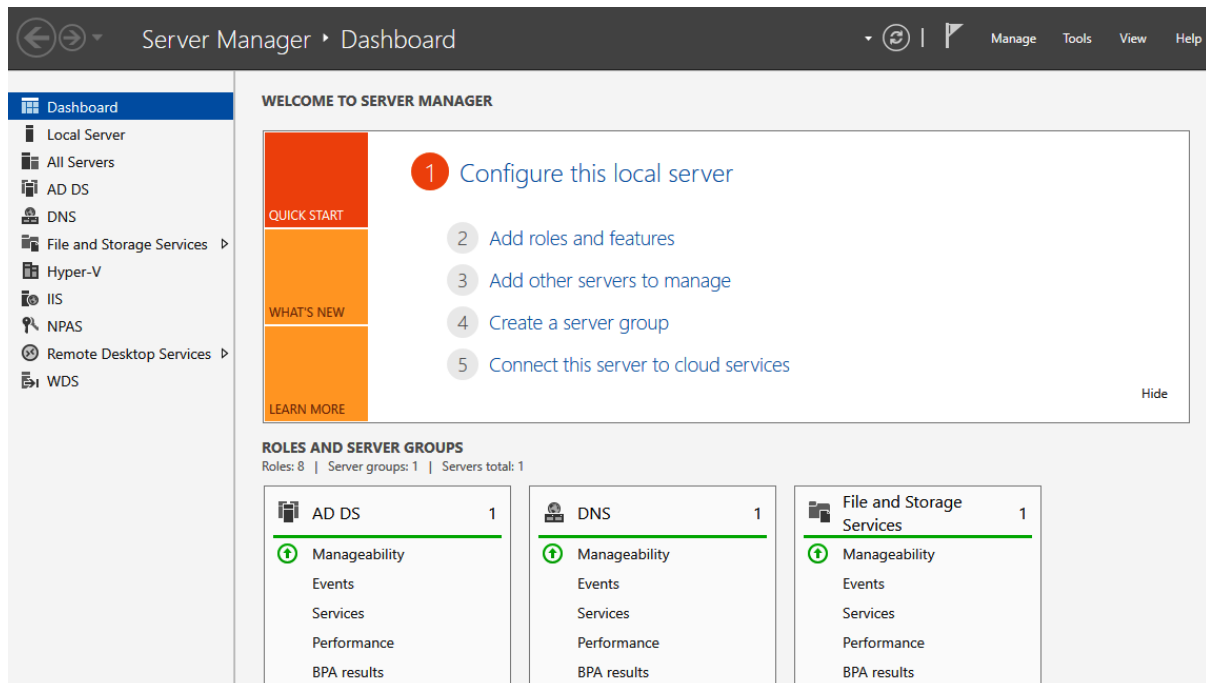
< Previous

Next >

Install

Cancel

Chapter 6: Adding Roles to Windows Server 2022



Select server roles

DESTINATION SERVER
WIN-K2B0IT8QFOH

Before You Begin

Installation Type

Server Selection

Server Roles

Features

Web Server Role (IIS)

Role Services

Confirmation

Results

Select one or more roles to install on the selected server.

Roles

- ☐ Active Directory Certificate Services
- ☒ Active Directory Domain Services (Installed)
- ☐ Active Directory Federation Services
- ☐ Active Directory Lightweight Directory Services
- ☐ Active Directory Rights Management Services
- ☐ Device Health Attestation
- ☐ DHCP Server
- ☐ DNS Server
- ☐ Fax Server
- ☒ File and Storage Services (1 of 12 installed)
- ☐ Host Guardian Service
- ☒ Hyper-V (Installed)
- ☐ Network Policy and Access Services
- ☐ Print and Document Services
- ☐ Remote Access
- ☐ Remote Desktop Services
- ☐ Volume Activation Services
- ☒ Web Server (IIS)
- ☐ Windows Deployment Services
- ☐ Windows Server Update Services

Description

Web Server (IIS) provides a reliable, manageable, and scalable Web application infrastructure.

< Previous

Next >

Install

Cancel

DAUTTI-SERVER01

File View Help

Connections

- Start Page
- DAUTTI-SERVER01 (DAUTTI\Bekim)
 - Application Pools
 - Sites
 - Default Web Site

DAUTTI-SERVER01 Home

Filter: Go Show All Group by:

IIS

- Authentic...
- Compression
- Default Document
- Directory Browsing
- Error Pages
- Failed Request Tra...
- Handler Mappings
- HTTP Redirect
- HTTP Respon...
- ISAPI and CGI Restri...
- Logging
- MIME Types
- Modules
- Output Caching
- Request Filtering
- Server Certificates
- Worker Processes

Management

- Configurat... Editor
- Feature Delegation
- Shared Configurat...

Features View Content View

Actions

Manage Server

- Restart
- Start
- Stop
- View Application Pools
- View Sites
- Get New Web Platform Components
- Help

Ready

<
>
refresh
localhost

Windows Server

Internet Information Services

Welcome
Bienvenue
Tervetuloa

ようこそ
Benvenuto
歓迎

Bem-vindo

Bienvenido
Hoş geldiniz

Καλώς
Vítejte
ορίσαστε
Välkommen

Willkommen
Velkommen

Microsoft

Elements

<!DOCTYPE html PUBLIC "-//W3C//DTD XHTML 1.0 Strict//EN"
"http://www.w3.org/TR/xhtml1/DTD/xhtml1-strict.dtd">
<html xmlns="http://www.w3.org/1999/xhtml">
<head>...</head>
<body>...
<div id="container">...</div>
</body>
</html>

html
body

Styles
Computed
Layout
Event Listeners
DOM Breakpoints

Filter
:hov .cls

element.style {
}
body {
color: #000000;
background-color: #0072C6;
margin: 0;
}
body {
display: block;
margin: 8px;
}

margin
border
padding
492x604

Add Roles and Features Wizard

Select server roles

DESTINATION SERVER
Dautti-Server01.Dautti.local

- Before You Begin
- Installation Type
- Server Selection
- Server Roles**
- Features
- Confirmation
- Results

Select one or more roles to install on the selected server.

Roles

- ☐ Active Directory Rights Management Services
- ☐ Device Health Attestation
- ☐ DHCP Server
- ☒ DNS Server (Installed)
- ☐ Fax Server
- ☒ File and Storage Services (3 of 12 installed)
 - ☐ Host Guardian Service
 - ☒ Hyper-V (Installed)
 - ☐ Network Controller
 - ☒ Network Policy and Access Services (Installed)
 - ☐ Print and Document Services
 - ☐ Remote Access
- ☒ Remote Desktop Services (4 of 6 installed)
 - ☐ Volume Activation Services
- ☒ Web Server (IIS) (17 of 43 installed)
 - ☒ Web Server (15 of 34 installed)
 - ☒ **FTP Server**
 - ☐ Management Tools (2 of 7 installed)
 - ☒ Windows Deployment Services (Installed)
 - ☐ Windows Server Update Services

Description

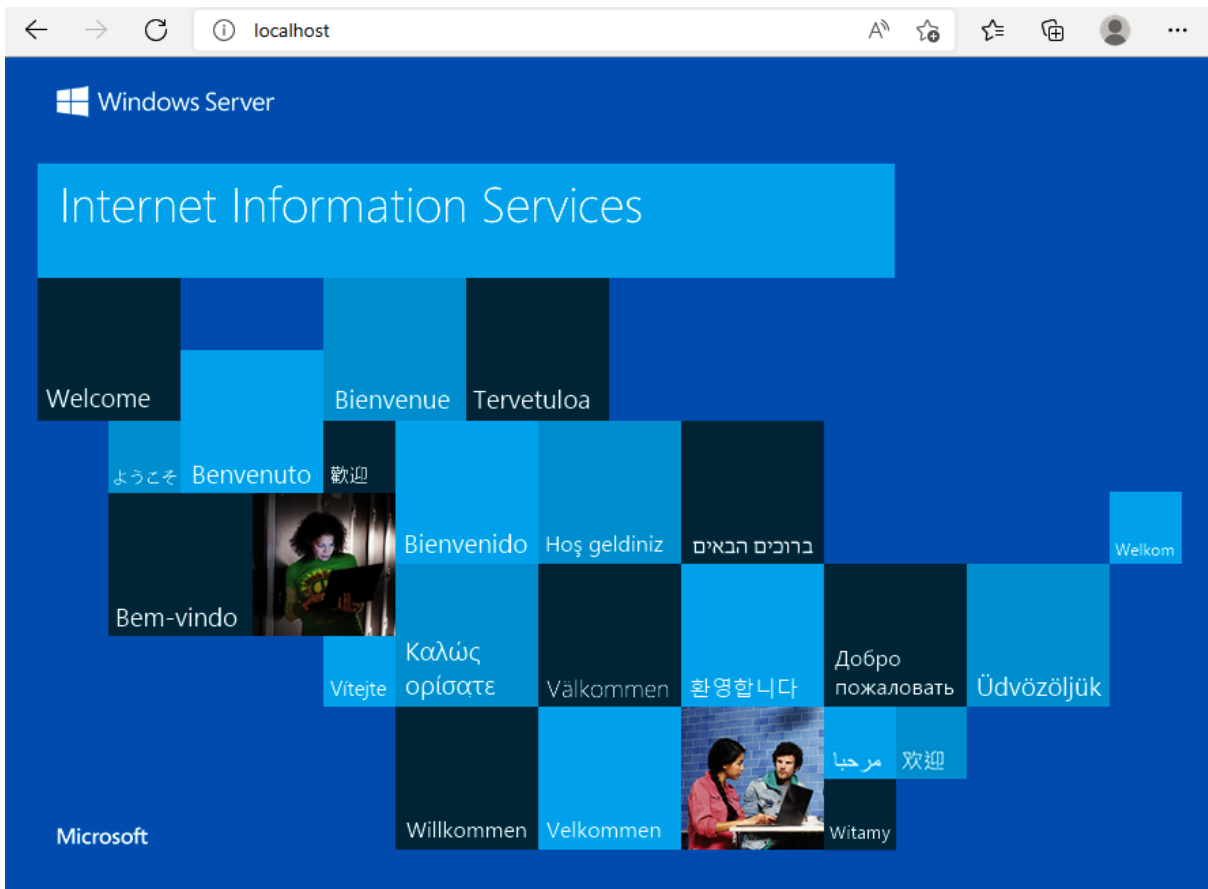
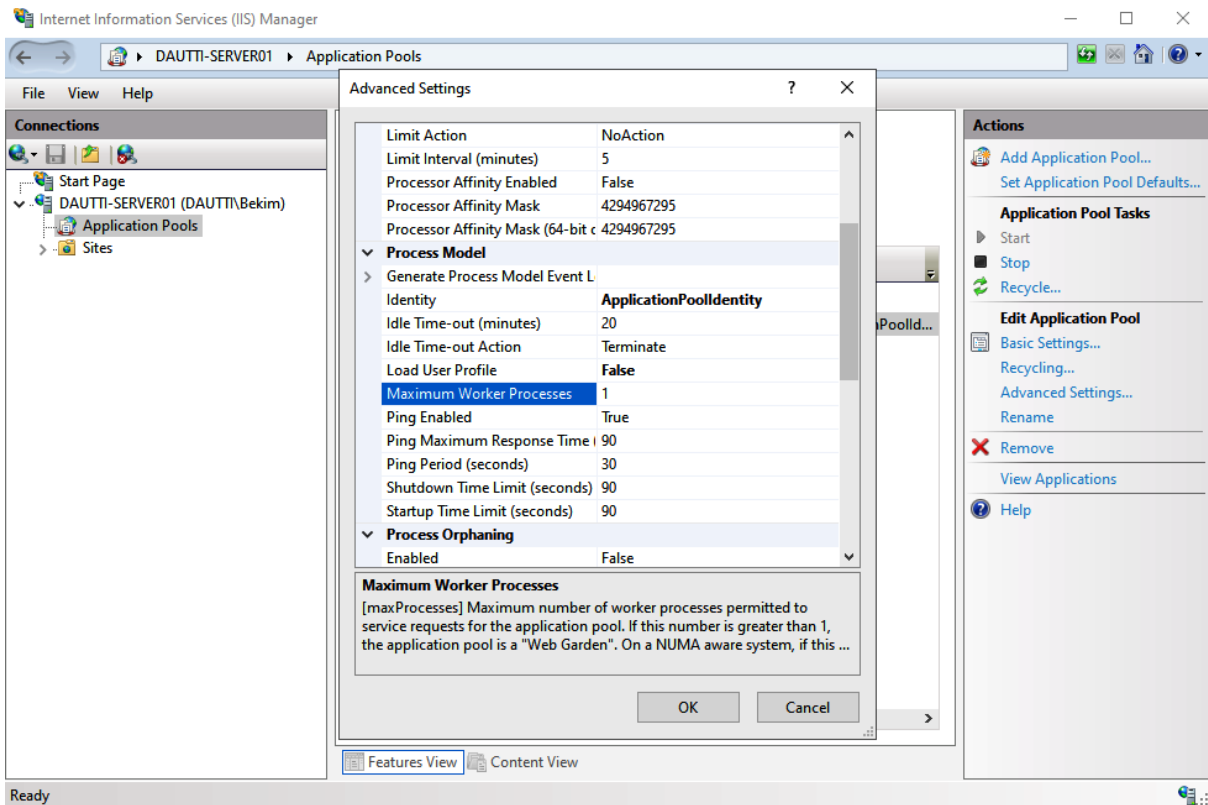
FTP Server enables the transfer of files between a client and server by using the FTP protocol. Users can establish an FTP connection and transfer files by using an FTP client or FTP-enabled Web browser.

< Previous

Next >

Install

Cancel



Add Website



Site name:

Intranet

Application pool:

Intranet

Select...

Content Directory

Physical path:

F:\Intranet



Pass-through authentication

Connect as...

Test Settings...

Binding

Type:

http

IP address:

All Unassigned

Port:

80

Host name:

Example: www.contoso.com or marketing.contoso.com

The screenshot shows a web browser displaying the Packt website. A security overlay is visible in the foreground, showing the following information:

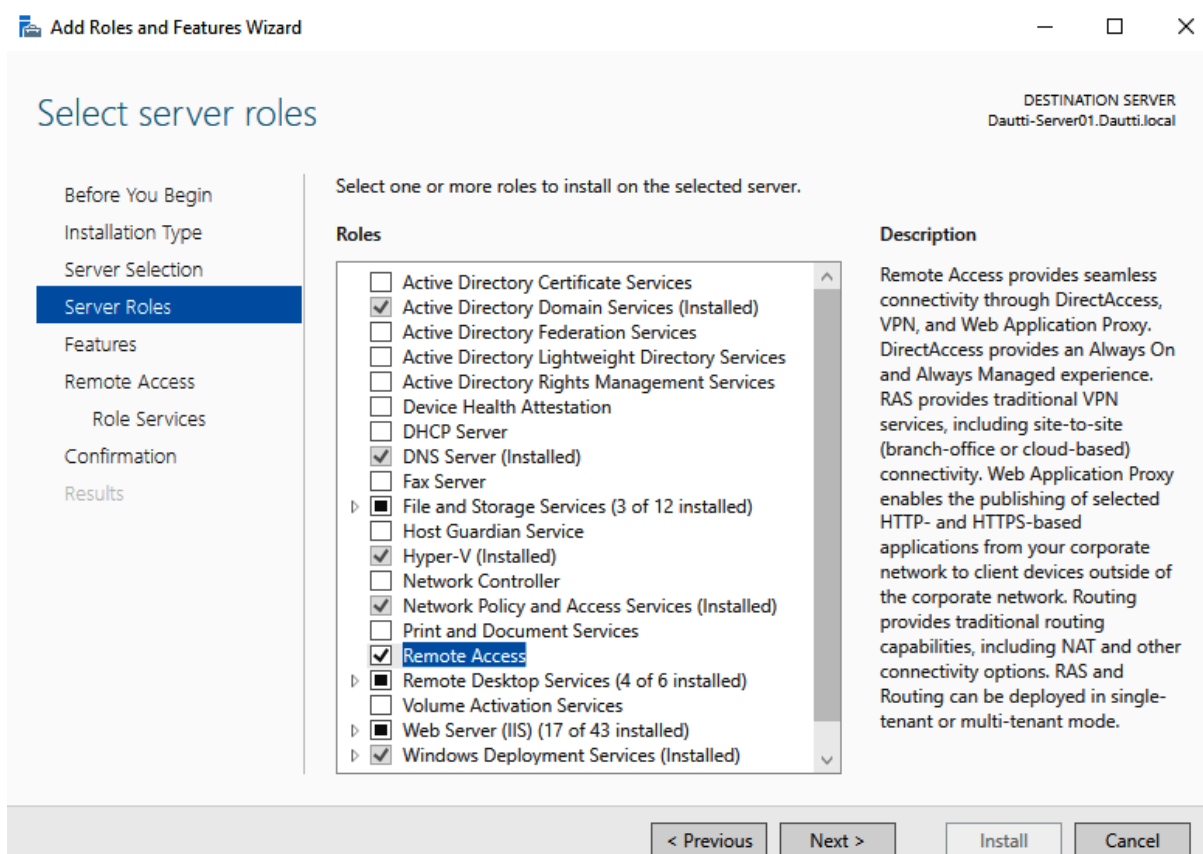
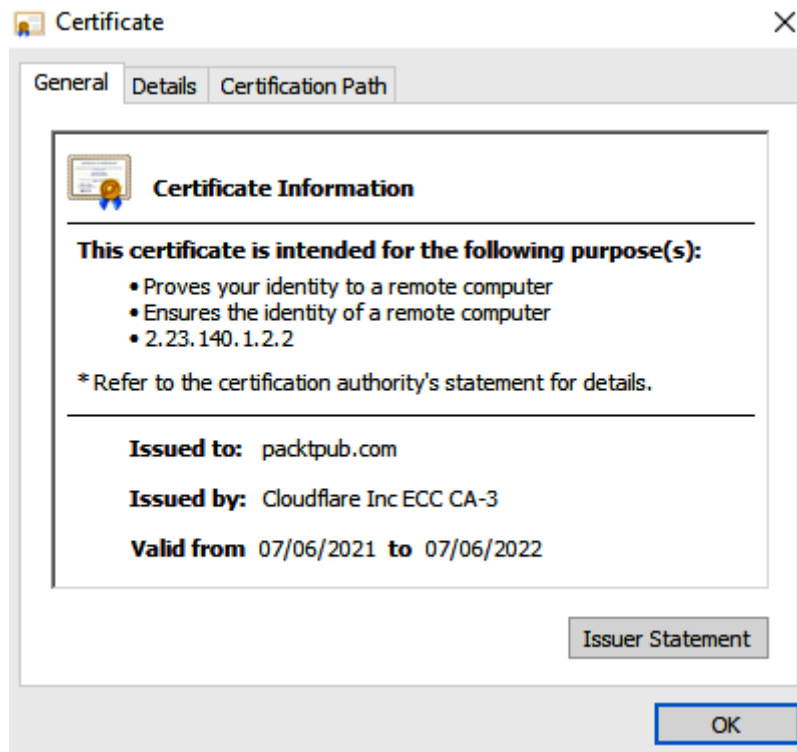
- Address bar: <https://www.packtpub.com>
- Security status: Connection is secure
- Permissions for this site: Cookies (58 cookies in use), Tracking prevention for this site (Balanced), Trackers (44 blocked)

The website content includes a header with a search bar and a 'User Sign In' button. The main body features a large banner with the text 'Get all the quality content you'll ever need to stay ahead with a Packt subscription - access over 7,500 online books and videos on everything in tech' and a 'Start 7-day FREE trial' button. Below the banner, there are several book covers and a list of topics: Machine Learning, Cybersecurity, Data Analysis, Malware, Python Parallel Programming, Object-Oriented Python, and Networking Fundamentals.

This website uses cookies and other tracking technology to analyse traffic, personalise ads and learn how we can improve the experience for our visitors and customers. We may also share information with trusted third-party providers. For an optimal-browsing experience please click 'Accept'. [Learn more](#)

More Info

Accept



Select features

DESTINATION SERVER
Dautti-Server01.Dautti.local

Before You Begin

Installation Type

Server Selection

Server Roles

Features

Remote Access

Role Services

Confirmation

Results

Select one or more features to install on the selected server.

Features

- ☐ IP Address Management (IPAM) Server
- ☐ LPR Port Monitor
- ☐ Management OData IIS Extension
- ☐ Media Foundation
- ☐ Message Queuing
- ☒ Microsoft Defender Antivirus (Installed)
- ☐ Multipath I/O
- ☐ MultiPoint Connector
- ☐ Network Load Balancing
- ☐ Network Virtualization
- ☐ Peer Name Resolution Protocol
- ☐ Quality Windows Audio Video Experience
- ☒ RAS Connection Manager Administration Kit
- ☒ Remote Assistance
- ☐ Remote Differential Compression
- ☒ Remote Server Administration Tools (11 of 44)
- ☒ RPC over HTTP Proxy (Installed)
- ☐ Setup and Boot Event Collection
- ☐ Simple TCP/IP Services

Description

Remote Assistance enables you (or a support person) to help users with PC issues or questions. You can view and get control of the user's desktop to troubleshoot and fix problems. Users can also ask for help from friends or co-workers.

< Previous

Next >

Install

Cancel

Select features

DESTINATION SERVER
Dautti-Server01.Dautti.local

Before You Begin

Installation Type

Server Selection

Server Roles

Features

Remote Access

Role Services

Confirmation

Results

Select one or more features to install on the selected server.

Features

- ☐ IP Address Management (IPAM) Server
- ☐ LPR Port Monitor
- ☐ Management OData IIS Extension
- ☐ Media Foundation
- ☐ Message Queuing
- ☒ Microsoft Defender Antivirus (Installed)
- ☐ Multipath I/O
- ☐ MultiPoint Connector
- ☐ Network Load Balancing
- ☐ Network Virtualization
- ☐ Peer Name Resolution Protocol
- ☐ Quality Windows Audio Video Experience
- ☒ RAS Connection Manager Administration Kit
- ☒ Remote Assistance
- ☐ Remote Differential Compression
- ☒ Remote Server Administration Tools (11 of 44)
- ☒ RPC over HTTP Proxy (Installed)
- ☐ Setup and Boot Event Collection
- ☐ Simple TCP/IP Services

Description

Remote Server Administration Tools includes snap-ins and command-line tools for remotely managing roles and features.

< Previous

Next >

Install

Cancel

Select server roles

DESTINATION SERVER
Dautti-Server01.Dautti.local

Before You Begin

Installation Type

Server Selection

Server Roles

Features

Remote Access

Role Services

Confirmation

Results

Select one or more roles to install on the selected server.

Roles

- ☒ DNS Server (Installed)
- ☐ Fax Server
- ☒ File and Storage Services (3 of 12 installed)
 - ☐ Host Guardian Service
 - ☒ Hyper-V (Installed)
 - ☐ Network Controller
 - ☒ Network Policy and Access Services (Installed)
 - ☐ Print and Document Services
 - ☒ Remote Access
 - ☒ Remote Desktop Services (4 of 6 installed)
 - ☒ Remote Desktop Connection Broker (Installed)
 - ☒ Remote Desktop Gateway (Installed)
 - ☒ Remote Desktop Licensing (Installed)
 - ☒ Remote Desktop Session Host (Installed)
 - ☐ Remote Desktop Virtualization Host
 - ☐ Remote Desktop Web Access
 - ☐ Volume Activation Services
- ☒ Web Server (IIS) (17 of 43 installed)
- ☒ Windows Deployment Services (Installed)
- ☐ Windows Server Update Services

Description

Remote Desktop Services enables users to access virtual desktops, session-based desktops, and RemoteApp programs. Use the Remote Desktop Services installation to configure a Virtual machine-based or a Session-based desktop deployment.

< Previous

Next >

Install

Cancel

Select server roles

DESTINATION SERVER
Dautti-Server01.Dautti.local

Before You Begin

Installation Type

Server Selection

Server Roles

Features

Confirmation

Results

Select one or more roles to install on the selected server.

Roles

- ☐ DHCP Server
- ☒ DNS Server (Installed)
- ☐ Fax Server
- ☒ File and Storage Services (3 of 12 installed)
 - ☐ Host Guardian Service
 - ☒ Hyper-V (Installed)
 - ☐ Network Controller
 - ☒ Network Policy and Access Services (Installed)
 - ☐ Print and Document Services
 - ☐ Remote Access
 - ☒ Remote Desktop Services (4 of 6 installed)
 - ☒ Remote Desktop Connection Broker (Installed)
 - ☒ Remote Desktop Gateway (Installed)
 - ☒ Remote Desktop Licensing (Installed)
 - ☒ Remote Desktop Session Host (Installed)
 - ☐ Remote Desktop Virtualization Host
 - ☐ Remote Desktop Web Access
 - ☐ Volume Activation Services
- ☒ Web Server (IIS) (17 of 43 installed)
- ☒ Windows Deployment Services (Installed)

Description

Remote Desktop Licensing (RD Licensing) manages the licenses required to connect to a Remote Desktop Session Host server or a virtual desktop. You can use RD Licensing to install, issue, and track the availability of licenses.

< Previous

Next >

Install

Cancel

Select server roles

DESTINATION SERVER
Dautti-Server01.Dautti.local

Before You Begin

Installation Type

Server Selection

Server Roles

Features

Confirmation

Results

Select one or more roles to install on the selected server.

Roles

- ☐ DHCP Server
- ☒ DNS Server (Installed)
- ☐ Fax Server
- ☒ File and Storage Services (3 of 12 installed)
- ☐ Host Guardian Service
- ☒ Hyper-V (Installed)
- ☐ Network Controller
- ☒ Network Policy and Access Services (Installed)
- ☐ Print and Document Services
- ☐ Remote Access
- ☒ Remote Desktop Services (4 of 6 installed)
 - ☒ Remote Desktop Connection Broker (Installed)
 - ☒ Remote Desktop Gateway (Installed)
 - ☒ Remote Desktop Licensing (Installed)
 - ☒ Remote Desktop Session Host (Installed)
 - ☐ Remote Desktop Virtualization Host
 - ☐ Remote Desktop Web Access
- ☐ Volume Activation Services
- ☒ Web Server (IIS) (17 of 43 installed)
- ☒ Windows Deployment Services (Installed)

Description

Remote Desktop Gateway (RD Gateway) enables authorized users to connect to virtual desktops, RemoteApp programs, and session-based desktops on the corporate network or over the Internet.

< Previous

Next >

Install

Cancel

Select role services

DESTINATION SERVER
Dautti-Server01.Dautti.local

Before You Begin

Installation Type

Server Selection

Server Roles

Features

Remote Access

Role Services

Confirmation

Results

Select the role services to install for Remote Access

Role services

- ☒ DirectAccess and VPN (RAS)
- ☐ Routing
- ☐ Web Application Proxy

Description

DirectAccess gives users the experience of being seamlessly connected to their corporate network any time they have Internet access. With DirectAccess, mobile computers can be managed any time the computer has Internet connectivity, ensuring mobile users stay up-to-date with security and system health policies. VPN uses the connectivity of the Internet plus a combination of tunnelling and data encryption technologies to connect remote clients and remote offices.

< Previous

Next >

Install

Cancel

Select server roles

DESTINATION SERVER
Dautti-Server01.Dautti.local

Before You Begin

Installation Type

Server Selection

Server Roles

Features

Confirmation

Results

Select one or more roles to install on the selected server.

Roles

- ☐ DHCP Server
- ☒ DNS Server (Installed)
- ☐ Fax Server
- ☒ File and Storage Services (3 of 12 installed)
 - ☒ File and iSCSI Services (2 of 11 installed)
 - ☒ File Server (Installed)
 - ☐ BranchCache for Network Files
 - ☒ Data Deduplication (Installed)
 - ☐ DFS Namespaces
 - ☐ DFS Replication
 - ☐ File Server Resource Manager
 - ☐ File Server VSS Agent Service
 - ☐ iSCSI Target Server
 - ☐ iSCSI Target Storage Provider (VDS and Server for NFS)
 - ☐ Work Folders
 - ☒ Storage Services (Installed)
- ☐ Host Guardian Service
- ☒ Hyper-V (Installed)

Description

File and Storage Services includes services that are always installed, as well as functionality that you can install to help manage file servers and storage.

< Previous

Next >

Install

Cancel

Select server roles

DESTINATION SERVER
Dautti-Server01.Dautti.local

Before You Begin

Installation Type

Server Selection

Server Roles

Features

Print and Document Servi...

Role Services

Confirmation

Results

Select one or more roles to install on the selected server.

Roles

- ☐ Active Directory Certificate Services
- ☒ Active Directory Domain Services (Installed)
- ☐ Active Directory Federation Services
- ☐ Active Directory Lightweight Directory Services
- ☐ Active Directory Rights Management Services
- ☐ Device Health Attestation
- ☐ DHCP Server
- ☒ DNS Server (Installed)
- ☐ Fax Server
- ☒ File and Storage Services (3 of 12 installed)
 - ☐ Host Guardian Service
 - ☒ Hyper-V (Installed)
 - ☐ Network Controller
 - ☒ Network Policy and Access Services (Installed)
 - ☒ Print and Document Services
 - ☐ Remote Access
- ☒ Remote Desktop Services (4 of 6 installed)
- ☐ Volume Activation Services
- ☒ Web Server (IIS) (17 of 43 installed)
- ☒ Windows Deployment Services (Installed)

Description

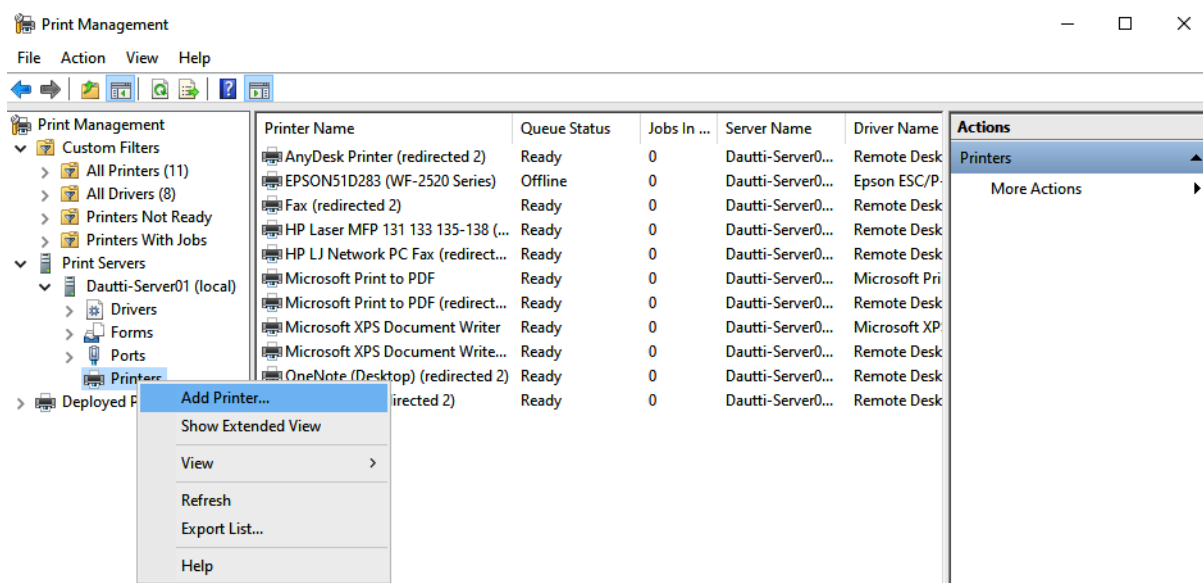
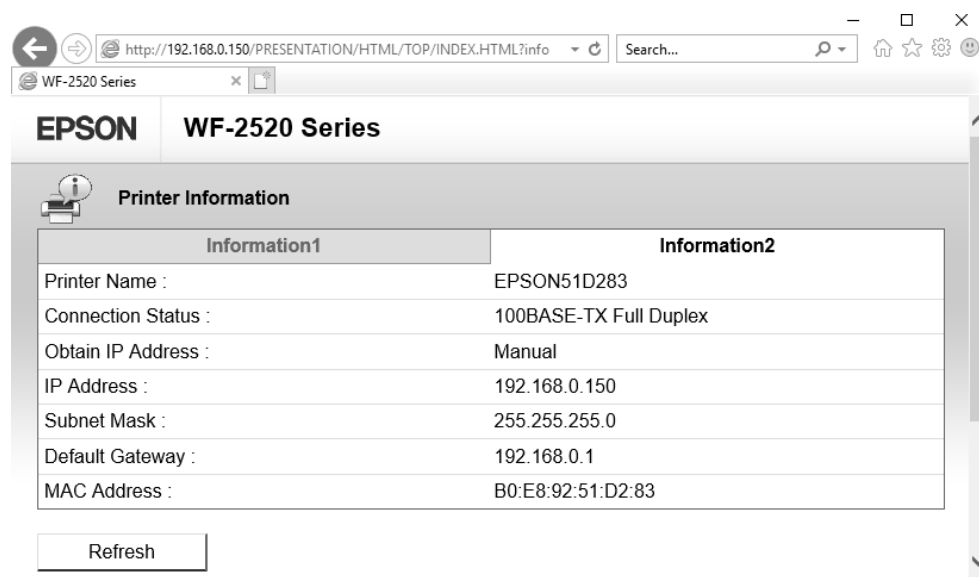
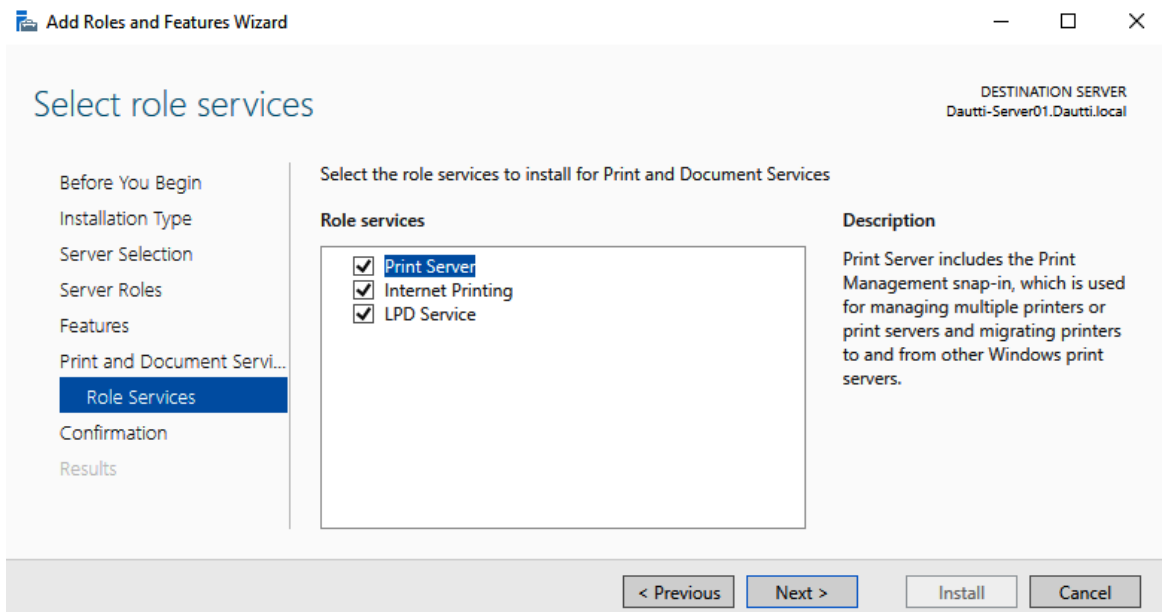
Print and Document Services enables you to centralize print server and network printer management tasks.

< Previous

Next >

Install

Cancel



← → http://localhost/printers/ Search...

All Printers on localhost

All Printers on localhost

Name	Status	Location	Jobs	Model	Comment
EPSON51D283 (WF-2520 Series)	Ready		0	Epson ESC/P-R V4 Class Driver	

← → http://localhost/printers/ipp_0004.asp?view=q&printer=EPSON51D2 Search...

EPSON51D283 (WF-2520 Series) on localhost

Printer Queue: Ready Waiting Time: Unknown
Pending Documents: 1 Average size: 0 page(s)

VIEW

- [Document List](#)
- [Properties](#)
- [All Printers](#)

PRINTER ACTIONS

- [Pause](#)
- [Resume](#)
- [Cancel All Documents](#)

DOCUMENT ACTIONS

- [Pause](#)
- [Resume](#)
- [Cancel](#)

Document	Status	Owner	Pages	Size	Submitted
Test Page	Printing	bekim			9:16:06 PM 7/15/2019

Print Management

File Action View Help

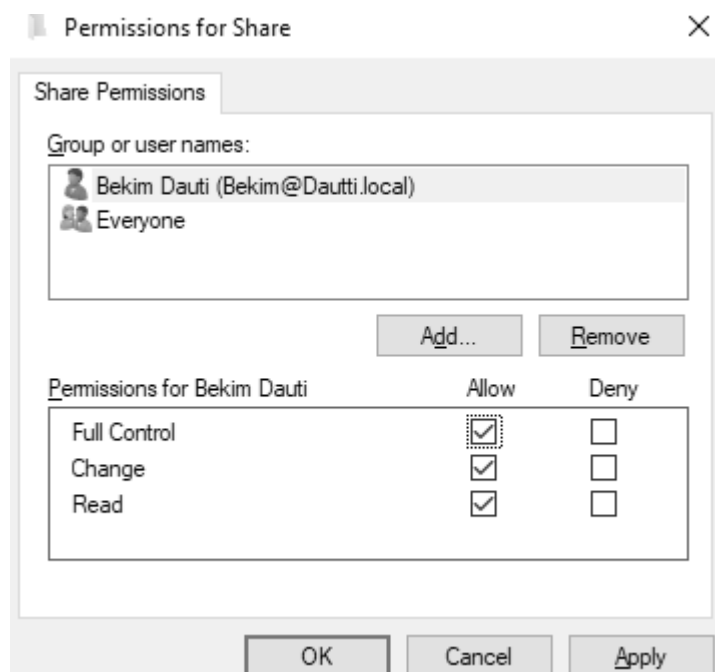
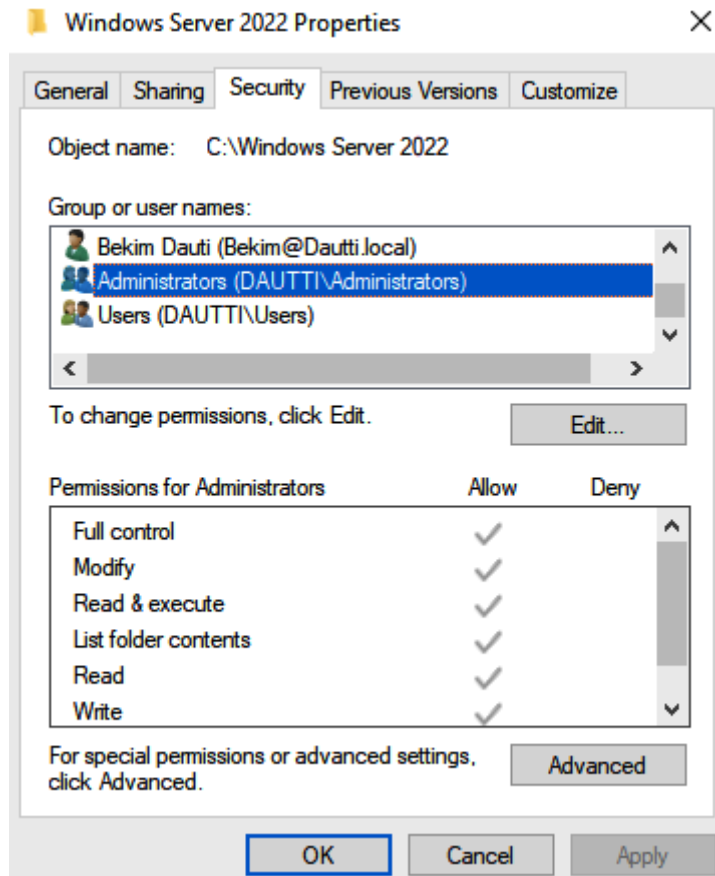
Print Management

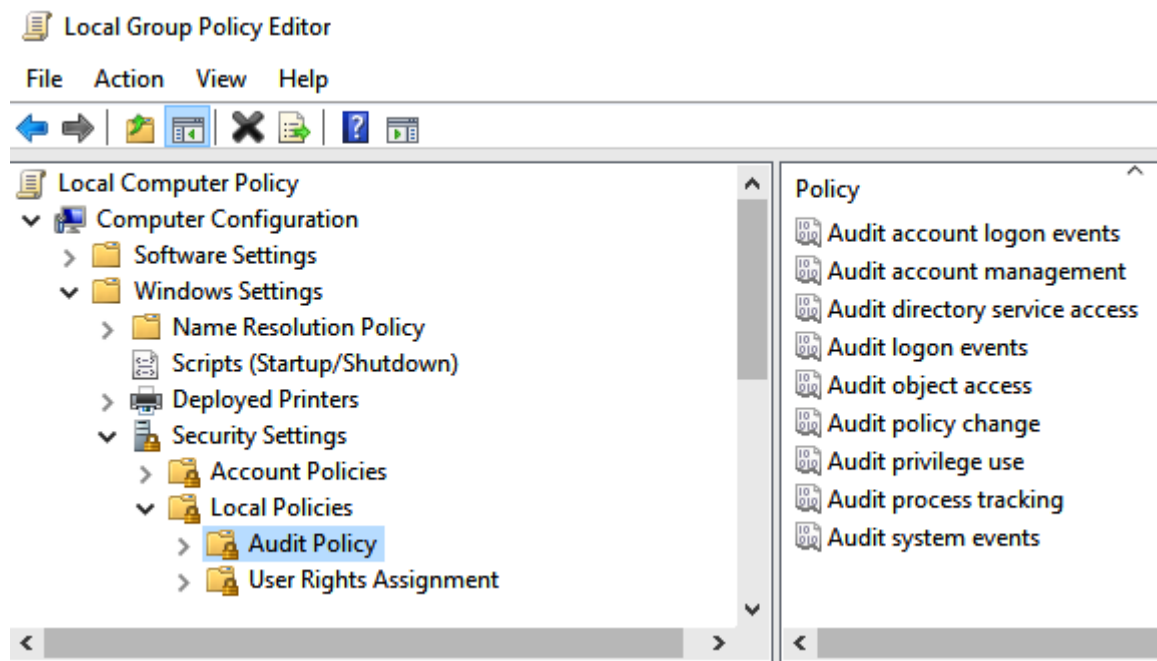
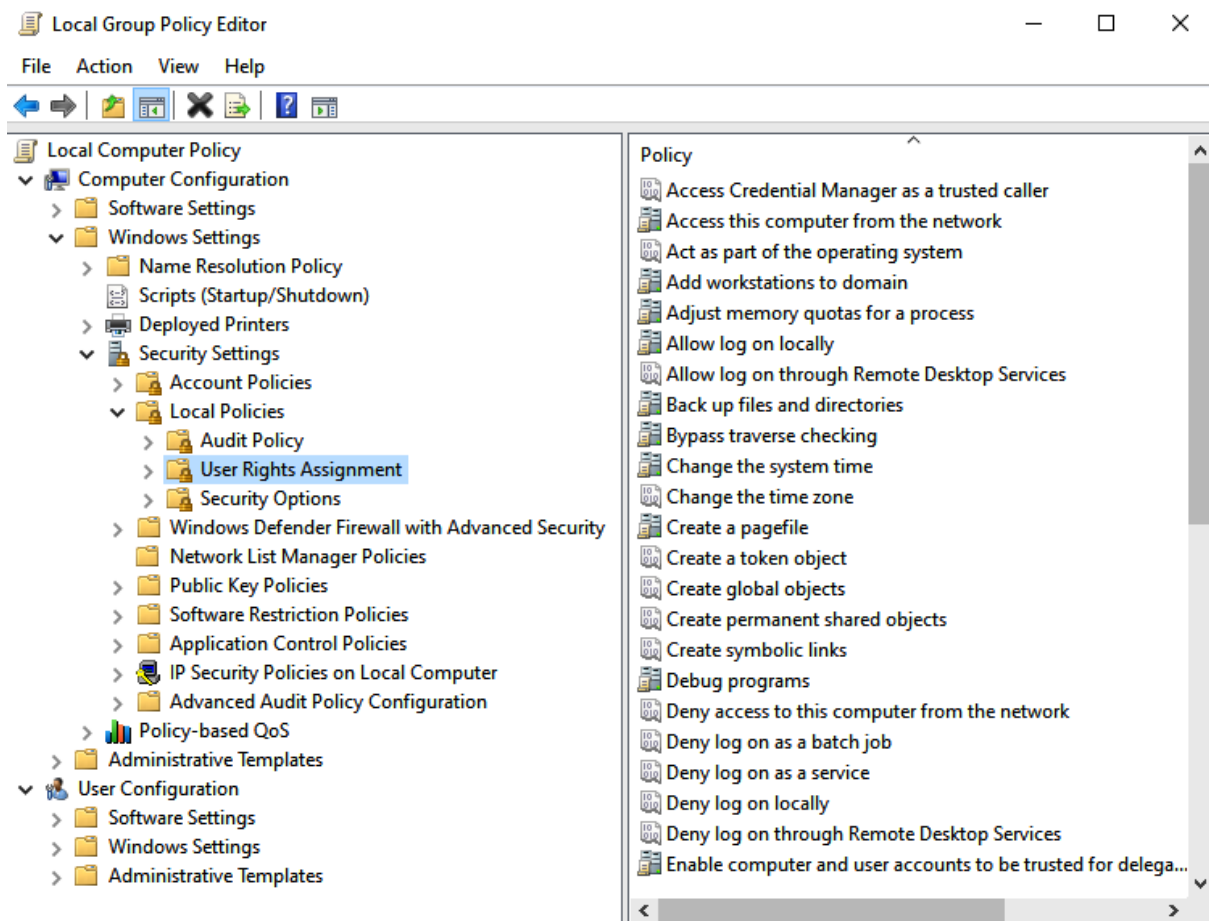
- Custom Filters
 - All Printers (11)
 - All Drivers (8)
 - Printers Not Ready
 - Printers With Jobs
- Print Servers
 - Dautti-Server01 (local)
 - Microsoft Print to PDF
 - Microsoft Print to PDF (redirected 2)
 - Microsoft Document Writer
 - Microsoft Document Writer (redirected 2)
 - Microsoft Print to PDF (redirected 2)
 - Microsoft Print to PDF (redirected 2)
- Deployed Printers

Printer Name	Queue Status	Jobs In ...	Server Name	Driver Name	Actions
AnyDesk Printer (redirected 2)	Ready	0	Dautti-Server0...	Remote Desk	
EPSON51D283 (WF-2520 Series)	Offline	0	Dautti-Server0...	Epson ESC/P...	
Fax (redirected 2)	Ready	0	Dautti-Server0...	Remote Desk	
HP Laser MFP 131 133 135-138 (...)	Ready	0	Dautti-Server0...	Remote Desk	
HP LJ Network PC Fax (redirect...	Ready	0	Dautti-Server0...	Remote Desk	
Microsoft Print to PDF	Ready	0	Dautti-Server0...	Microsoft Pri	
Microsoft Print to PDF (redirect...	Ready	0	Dautti-Server0...	Remote Desk	
Microsoft Document Writer	Ready	0	Dautti-Server0...	Microsoft XP	
Microsoft Document Writer (redirected 2)	Ready	0	Dautti-Server0...	Remote Desk	
Microsoft Print to PDF (desktop) (redirected 2)	Ready	0	Dautti-Server0...	Remote Desk	
Microsoft Print to PDF (redirected 2)	Ready	0	Dautti-Server0...	Remote Desk	

[Add Driver...](#)
[Manage Drivers...](#)
[Refresh](#)
[Help](#)

[Printers](#)
[More Actions](#)





Select installation type

DESTINATION SERVER
Dautti-Server01.Dautti.local

Before You Begin

Installation Type

Server Selection

Server Roles

Features

Confirmation

Results

Select the installation type. You can install roles and features on a running physical computer or virtual machine, or on an offline virtual hard disk (VHD).

☒ **Role-based or feature-based installation**

Configure a single server by adding roles, role services, and features.

☐ **Remote Desktop Services installation**

Install required role services for Virtual Desktop Infrastructure (VDI) to create a virtual machine-based or session-based desktop deployment.

< Previous

Next >

Install

Cancel

Select destination server

DESTINATION SERVER
Dautti-Server01.Dautti.local

Before You Begin

Installation Type

Server Selection

Server Roles

Features

Confirmation

Results

Select a server or a virtual hard disk on which to install roles and features.

☒ **Select a server from the server pool**☐ **Select a virtual hard disk**

Server Pool

Filter:

Name	IP Address	Operating System
Dautti-Server01.Dautti.lo...	169.254.207.48...	Microsoft Windows Server 2022 Datacenter

1 Computer(s) found

This page shows servers that are running Windows Server 2012 or a newer release of Windows Server, and that have been added by using the Add Servers command in Server Manager. Offline servers and newly-added servers from which data collection is still incomplete are not shown.

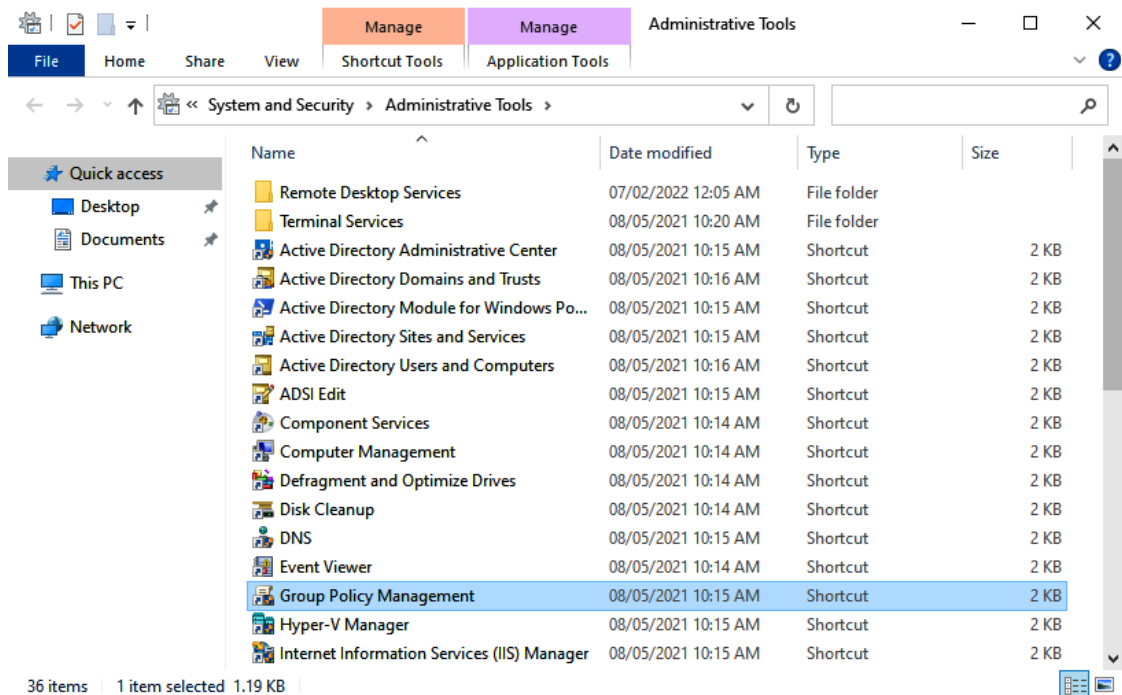
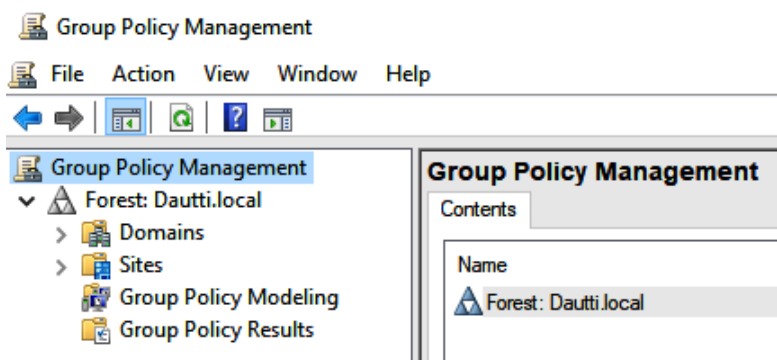
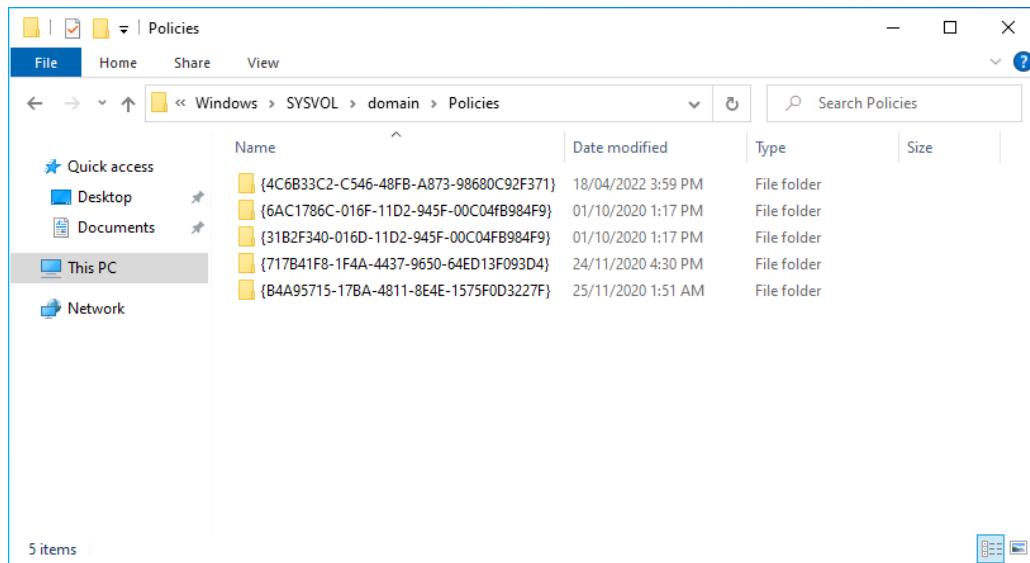
< Previous

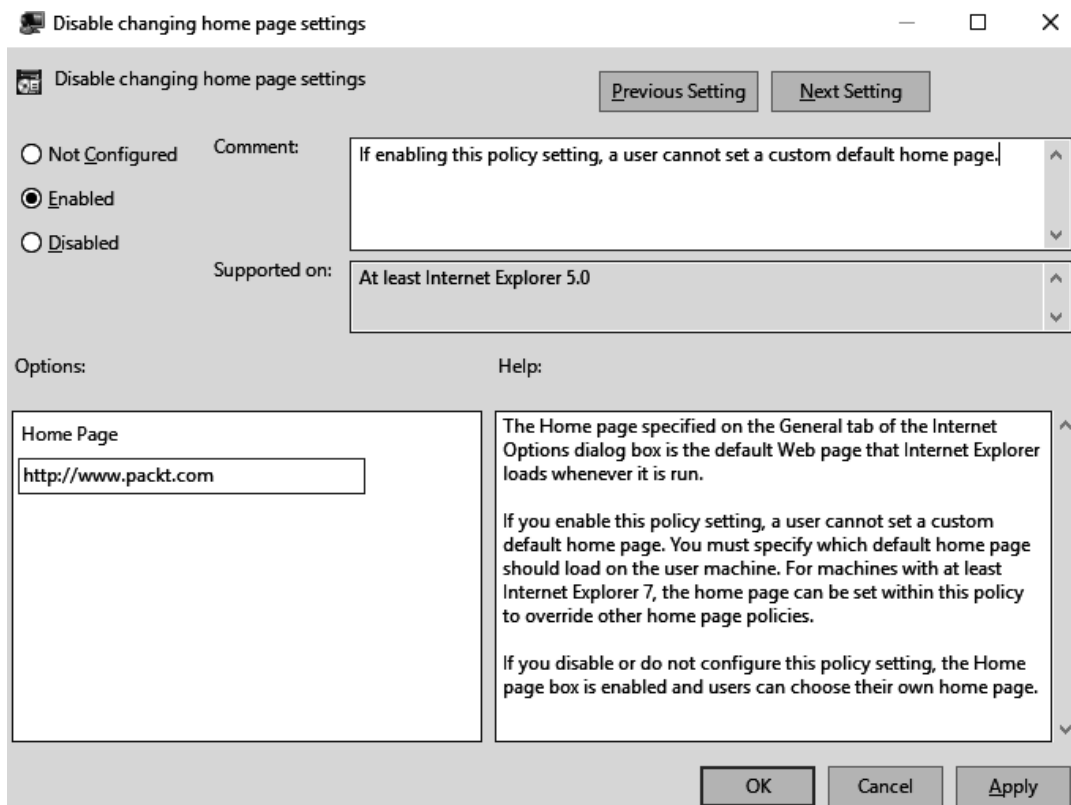
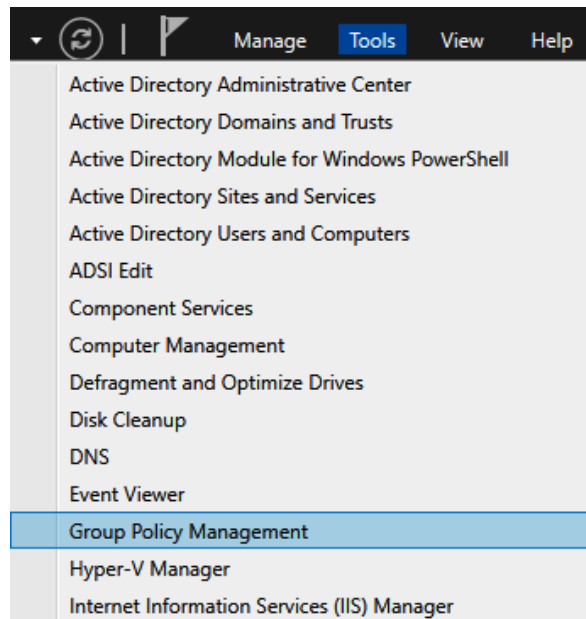
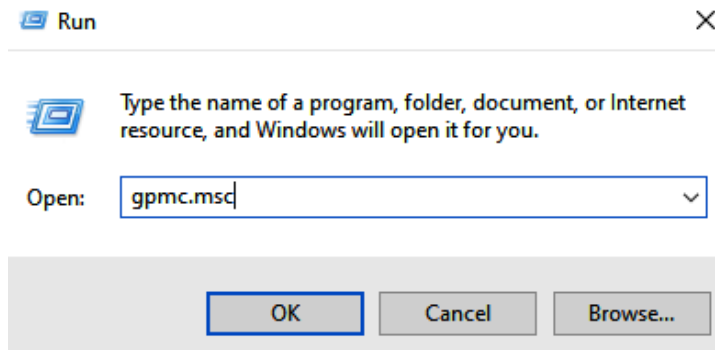
Next >

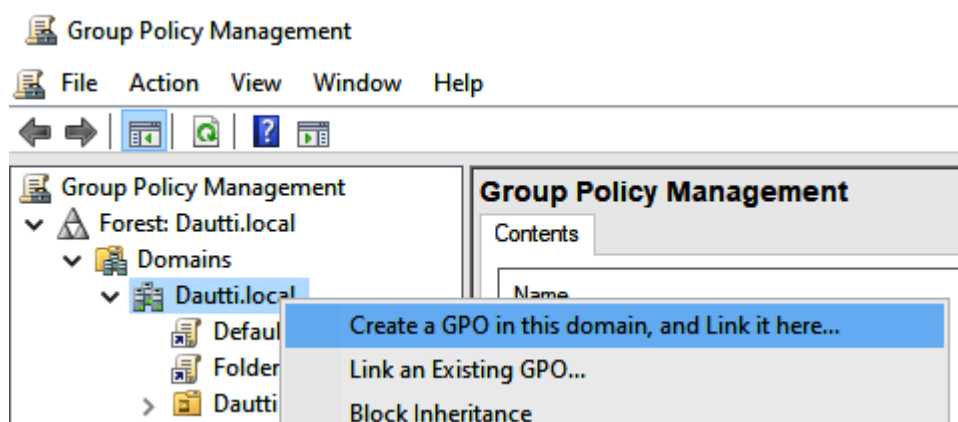
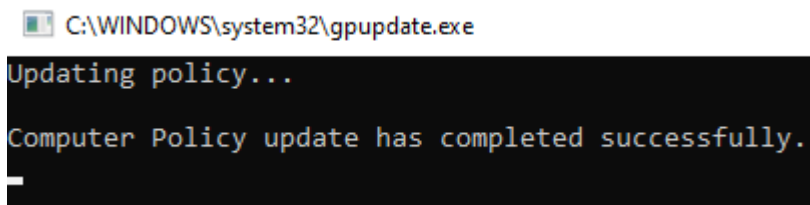
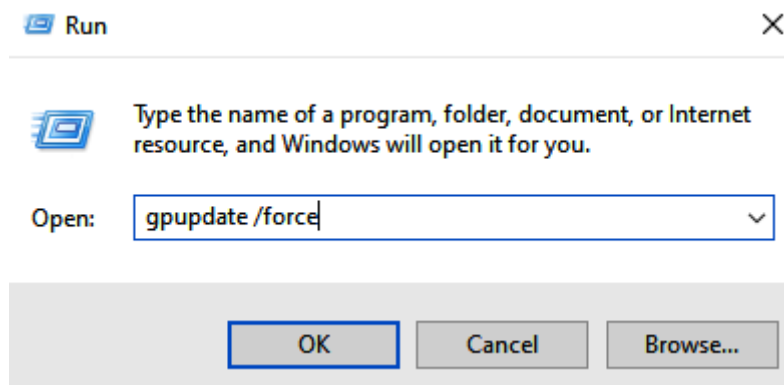
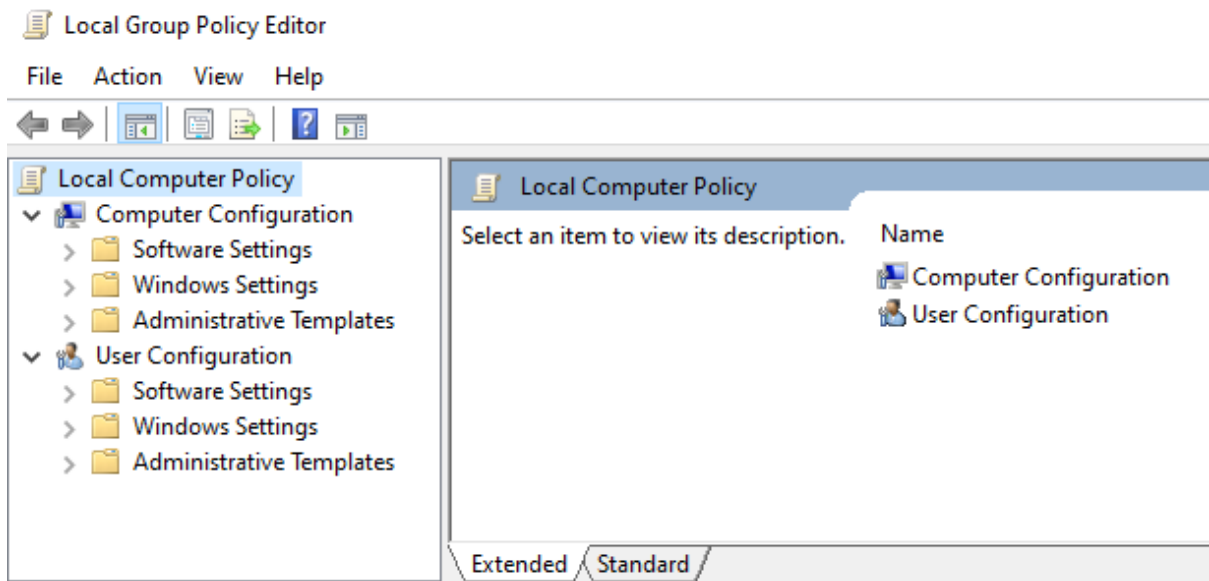
Install

Cancel

Chapter 7: Group Policy in Windows Server 2022







Group Policy Management Editor

File Action View Help



Setting		State	Comment
Block all consumer Microsoft account user authentication		Not configured	No

Extended Standard

1 setting(s)

Group Policy Management Editor

File Action View Help

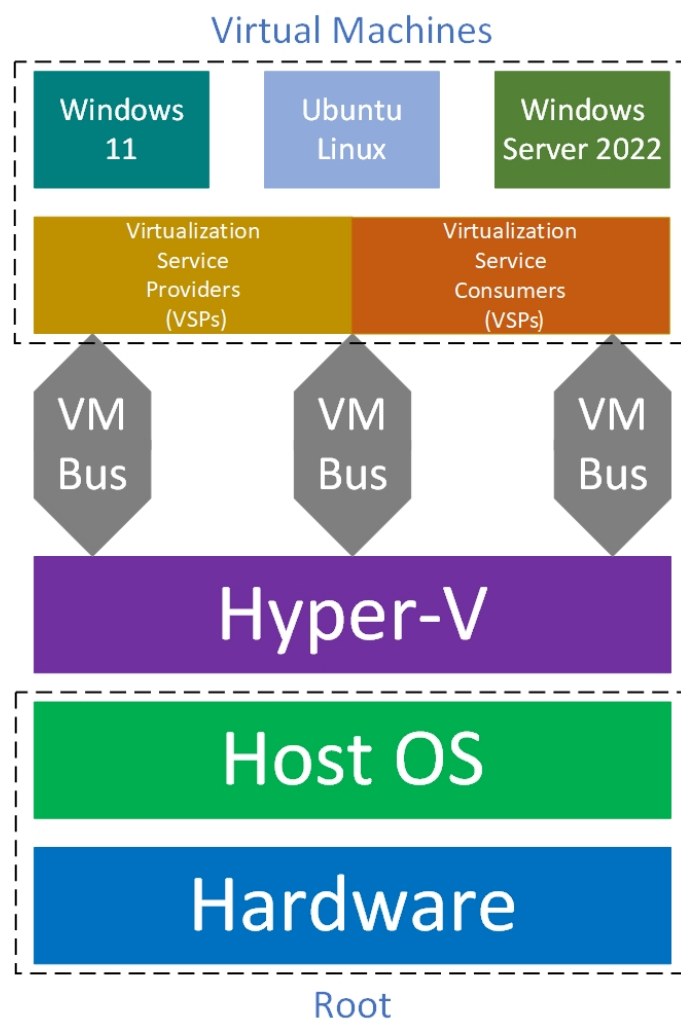
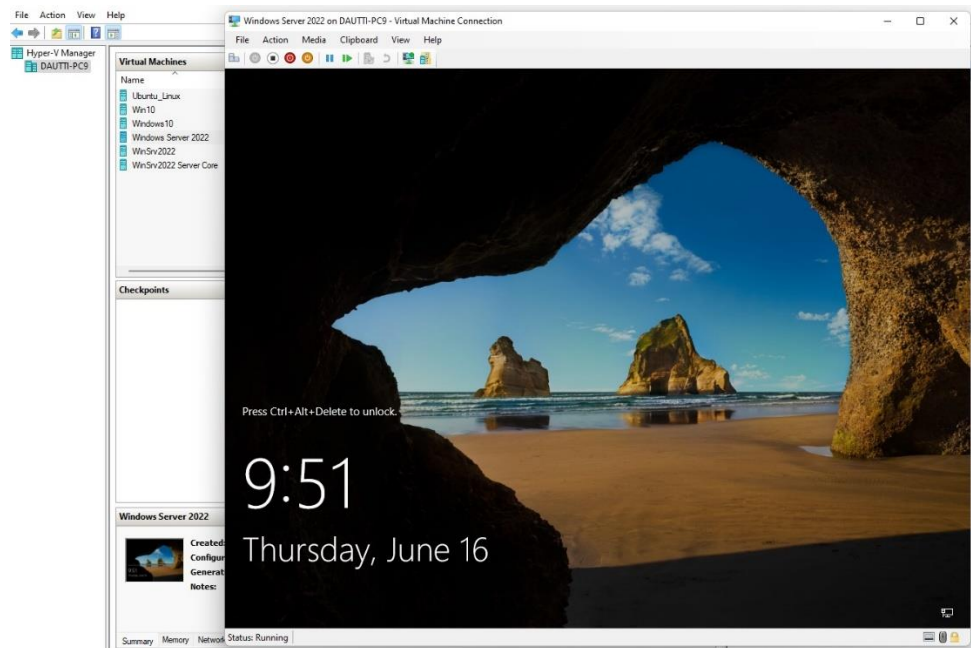


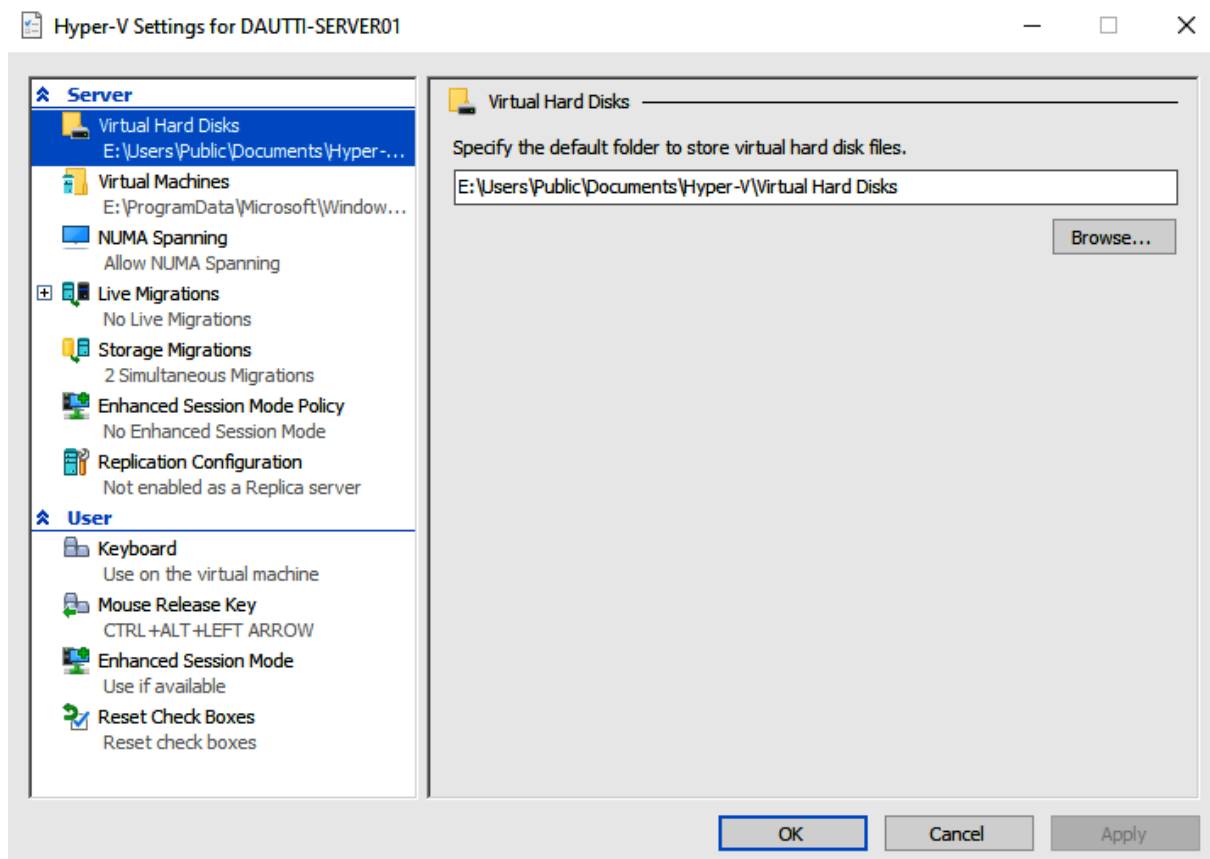
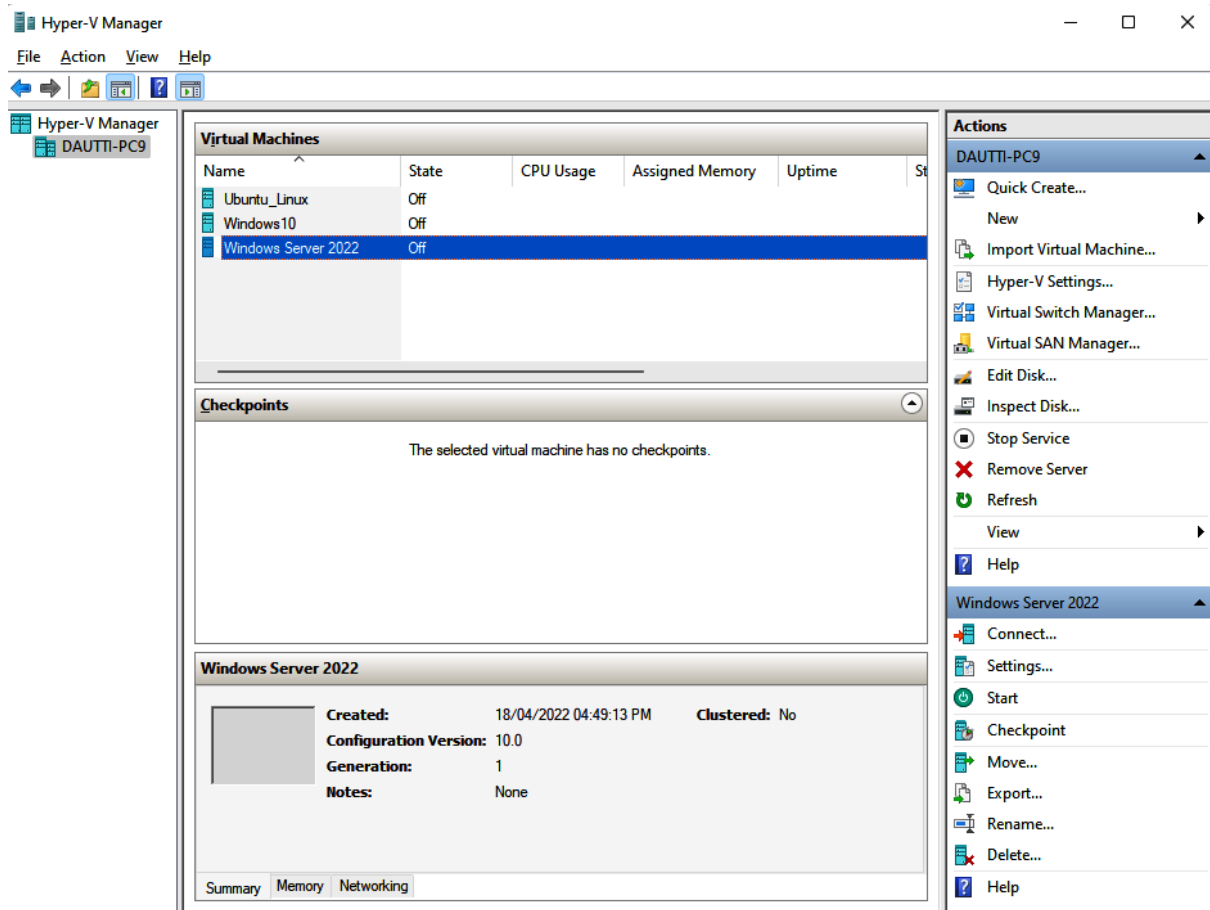
Setting		State	Comment
User Profiles			
Download missing COM components		Not configured	No
Century interpretation for Year 2000		Not configured	No
Restrict these programs from being launched from Help		Not configured	No
Do not display the Getting Started welcome screen at logon		Not configured	No
Custom User Interface		Not configured	No
Prevent access to the command prompt		Enabled	No
Prevent access to registry editing tools		Not configured	No
Don't run specified Windows applications		Not configured	No
Run only specified Windows applications		Not configured	No

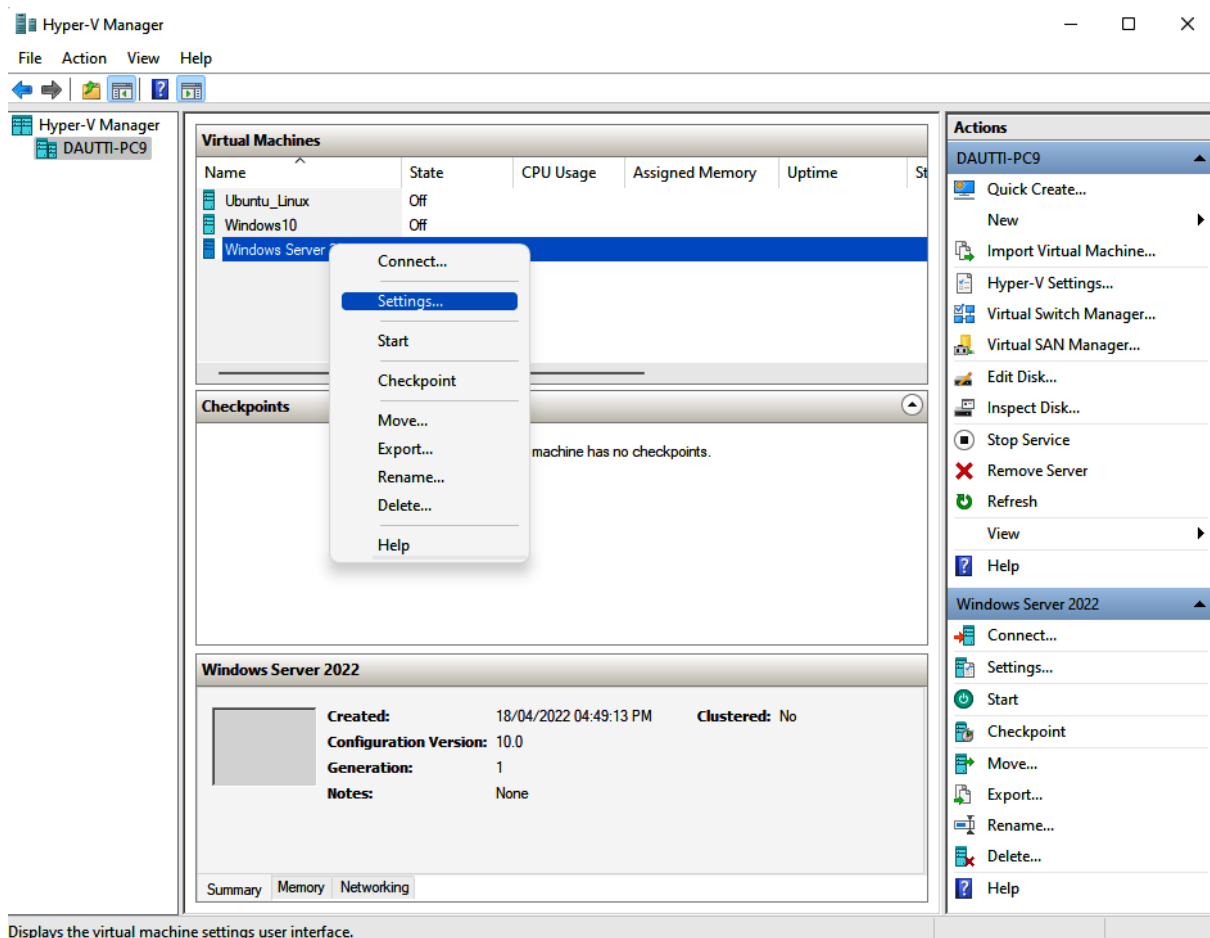
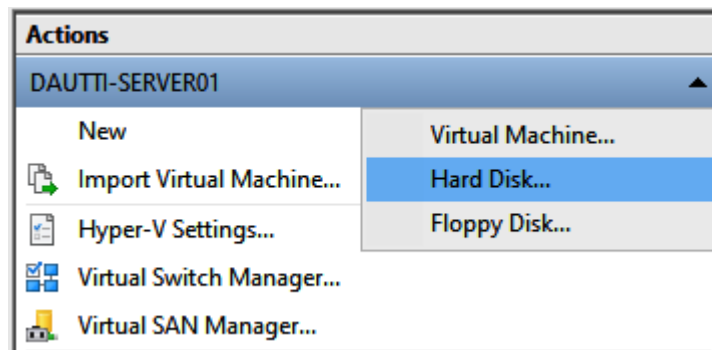
Extended Standard

10 setting(s)

Chapter 8: Virtualization with Windows Server 2022







Displays the virtual machine settings user interface.

Windows Server 2022

Hardware

- Add Hardware
- BIOS
 - Boot from CD
- Security
 - Key Storage Drive disabled
- Memory**
 - 4092 MB
- Processor
 - 1 Virtual processor
- IDE Controller 0
 - Hard Drive
 - Windows Server 2022.vhdx
- IDE Controller 1
 - DVD Drive
 - None
- SCSI Controller
- Network Adapter
 - Default Switch
- COM 1
 - None
- COM 2
 - None
- Diskette Drive
 - None

Management

- Name
 - Windows Server 2022
- Integration Services
 - Some services offered
- Checkpoints
 - Disabled
- Smart Paging File Location
 - D:\Dokumentet\Makinat Virtual...

Memory

Specify the amount of memory that this virtual machine can use.

RAM: 4092 MB

Dynamic Memory

You can allow the amount of memory available to this virtual machine to change dynamically within the range you set.

☐ Enable Dynamic Memory

Minimum RAM: 512 MB


Maximum RAM: 1048576 MB

Specify the percentage of memory that Hyper-V should try to reserve as a buffer. Hyper-V uses the percentage and the current demand for memory to determine an amount of memory for the buffer.

Memory buffer: 20 %

Memory weight

Specify how to prioritize the availability of memory for this virtual machine compared to other virtual machines on this computer.

Low  High

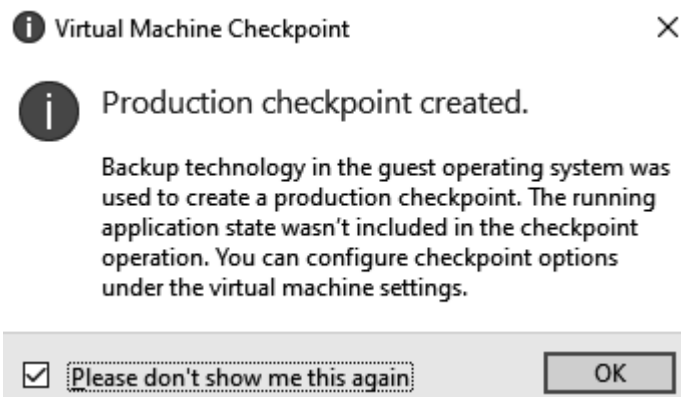
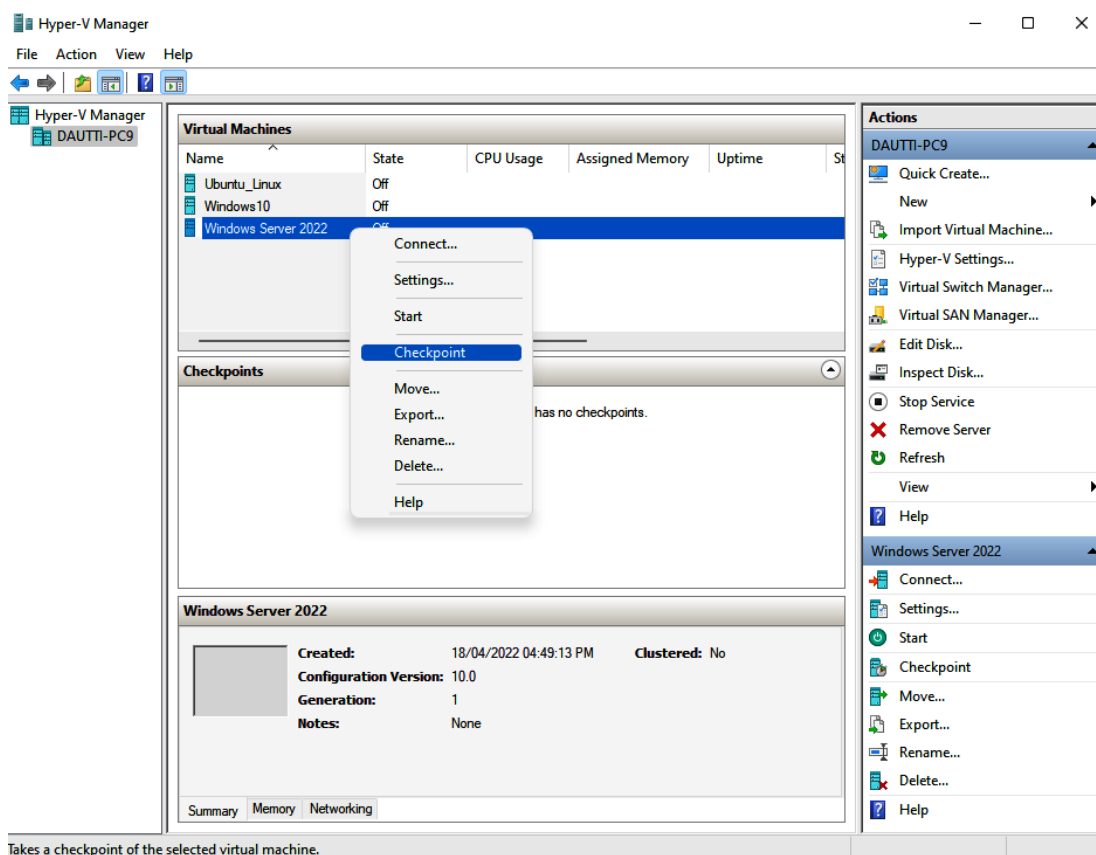
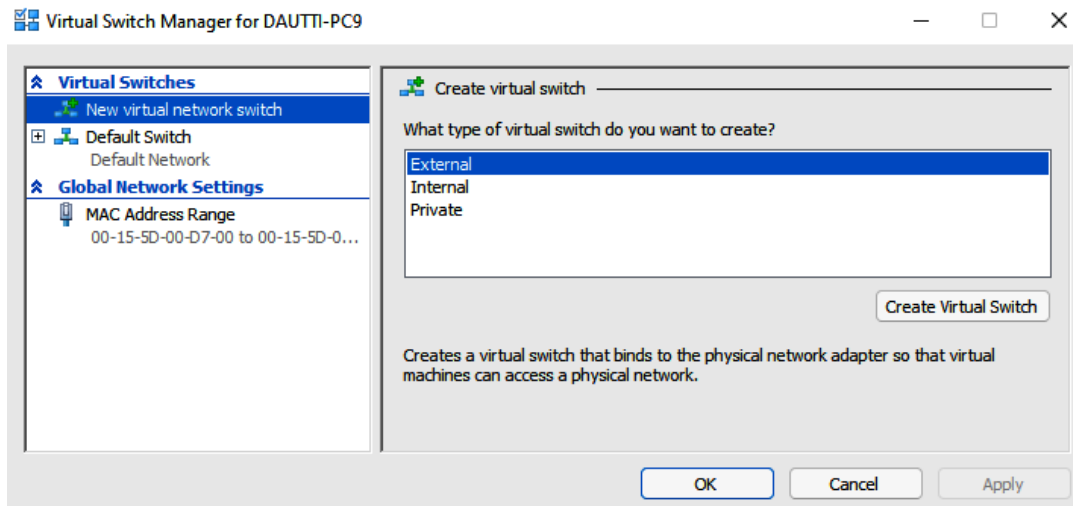
i Specifying a lower setting for this virtual machine might prevent it from starting when other virtual machines are running and available memory is low.

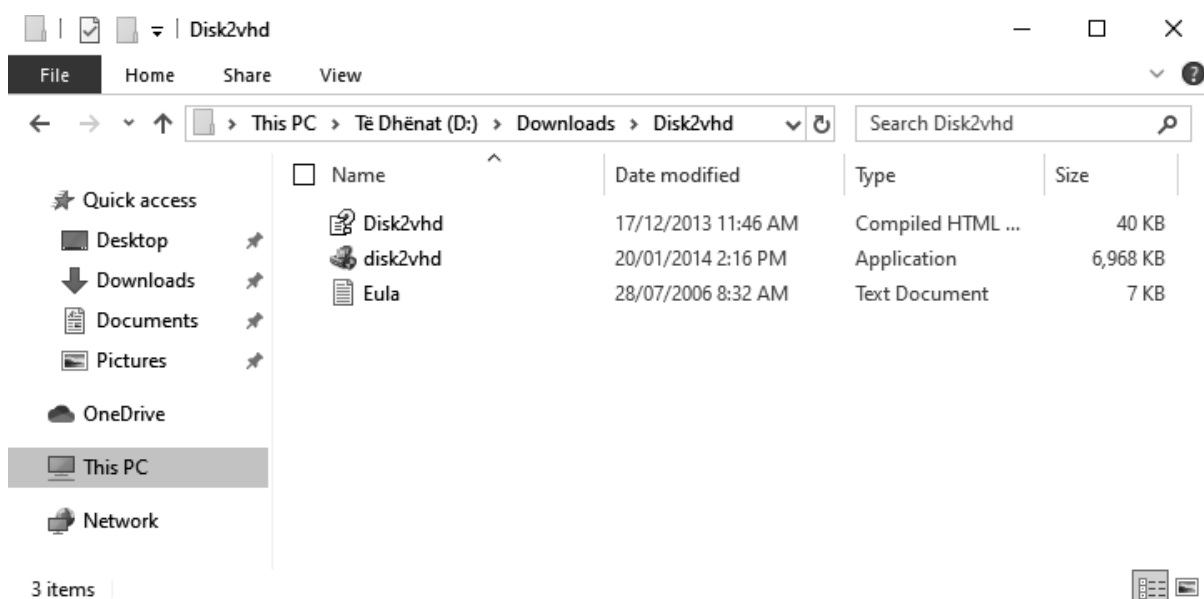
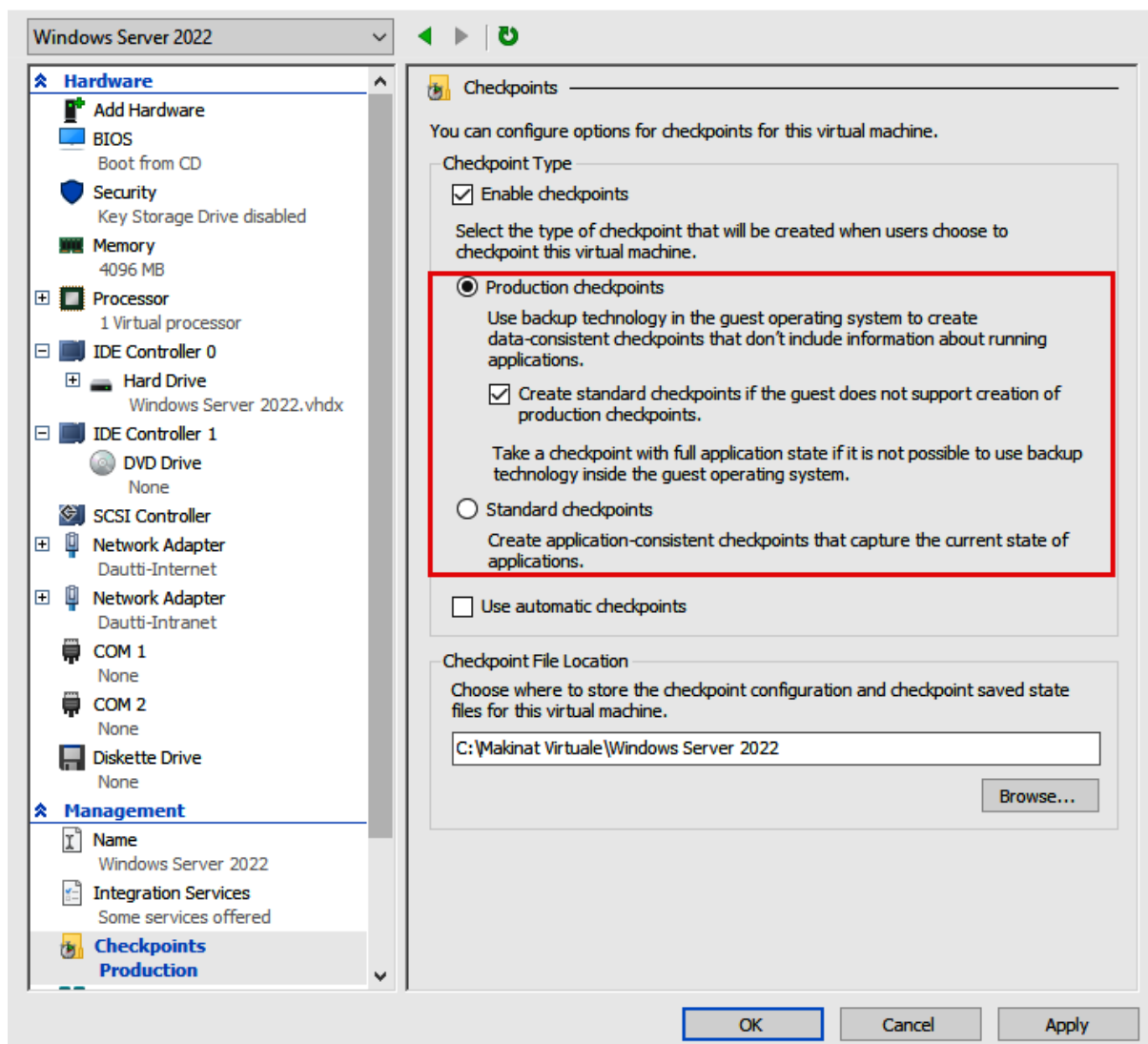
OK Cancel Apply

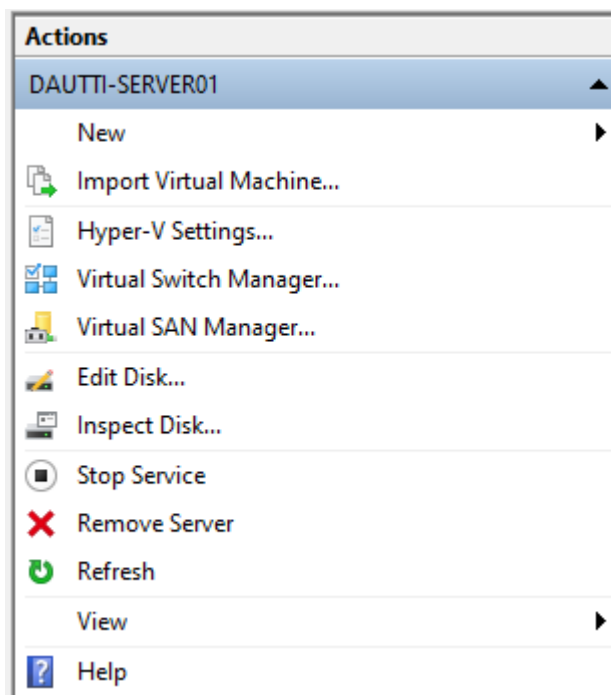
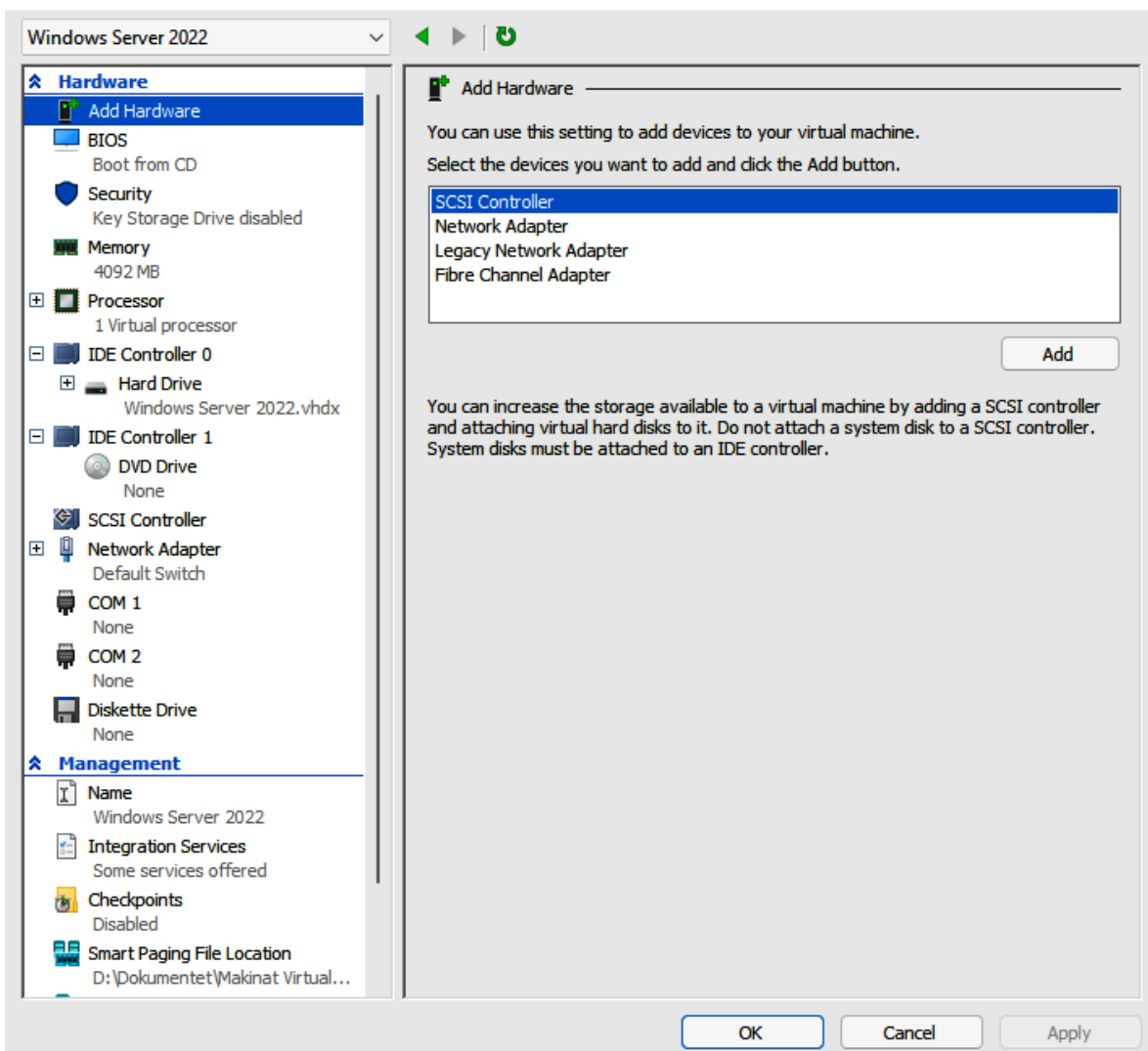
Actions

DAUTII-PC9

- Quick Create...
- New
- Import Virtual Machine...
- Hyper-V Settings...
- Virtual Switch Manager...**
- Virtual SAN Manager...
- Edit Disk...
- Inspect Disk...
- Stop Service
- Remove Server
- Refresh
- View
- Help







- Connect...
- Settings...
- Turn Off...
- Shut Down...
- Save
- Pause
- Reset
- Checkpoint
- Move...
- Export...
- Rename...
- Enable Replication...
- Help

Select server roles

DESTINATION SERVER
WIN-K2B0IT8QFOH

- Before You Begin
- Installation Type
- Server Selection
- Server Roles**
- Features
- Hyper-V
 - Virtual Switches
 - Migration
 - Default Stores
- Confirmation
- Results

Select one or more roles to install on the selected server.

Roles	
<input type="checkbox"/>	Active Directory Certificate Services
<input checked="" type="checkbox"/>	Active Directory Domain Services (Installed)
<input type="checkbox"/>	Active Directory Federation Services
<input type="checkbox"/>	Active Directory Lightweight Directory Services
<input type="checkbox"/>	Active Directory Rights Management Services
<input type="checkbox"/>	Device Health Attestation
<input type="checkbox"/>	DHCP Server
<input type="checkbox"/>	DNS Server
<input type="checkbox"/>	Fax Server
<input checked="" type="checkbox"/>	File and Storage Services (1 of 12 installed)
<input type="checkbox"/>	Host Guardian Service
<input checked="" type="checkbox"/>	Hyper-V
<input type="checkbox"/>	Network Policy and Access Services
<input type="checkbox"/>	Print and Document Services
<input type="checkbox"/>	Remote Access
<input type="checkbox"/>	Remote Desktop Services
<input type="checkbox"/>	Volume Activation Services
<input type="checkbox"/>	Web Server (IIS)
<input type="checkbox"/>	Windows Deployment Services
<input type="checkbox"/>	Windows Server Update Services

Description

Hyper-V provides the services that you can use to create and manage virtual machines and their resources. Each virtual machine is a virtualized computer system that operates in an isolated execution environment. This allows you to run multiple operating systems simultaneously.

Installation progress

DESTINATION SERVER
WIN-K2B0IT8QFOH

Before You Begin

Installation Type

Server Selection

Server Roles

Features

Hyper-V

Virtual Switches

Migration

Default Stores

Confirmation

Results

View installation progress



Feature installation



Installation started on WIN-K2B0IT8QFOH

Hyper-V

Remote Server Administration Tools

Role Administration Tools

Hyper-V Management Tools

Hyper-V Module for Windows PowerShell

Hyper-V GUI Management Tools



You can close this wizard without interrupting running tasks. View task progress or open this page again by clicking Notifications in the command bar, and then Task Details.

[Export configuration settings](#)



< Previous

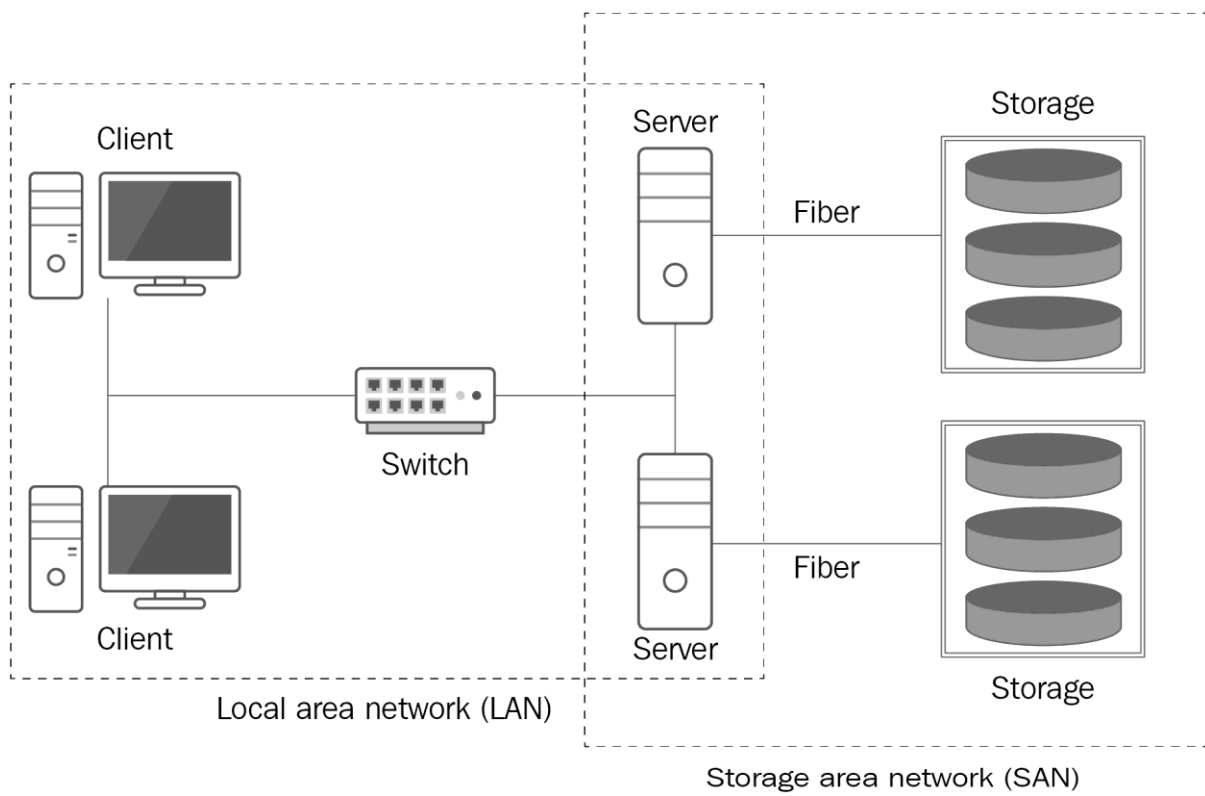
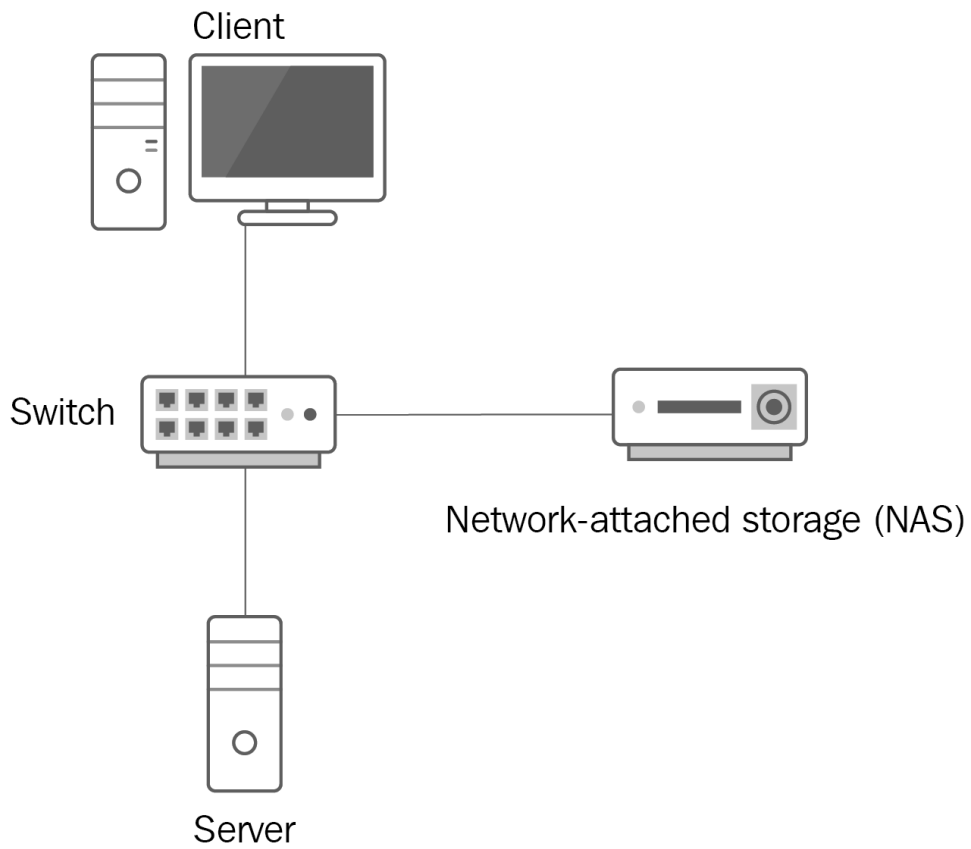
Next >

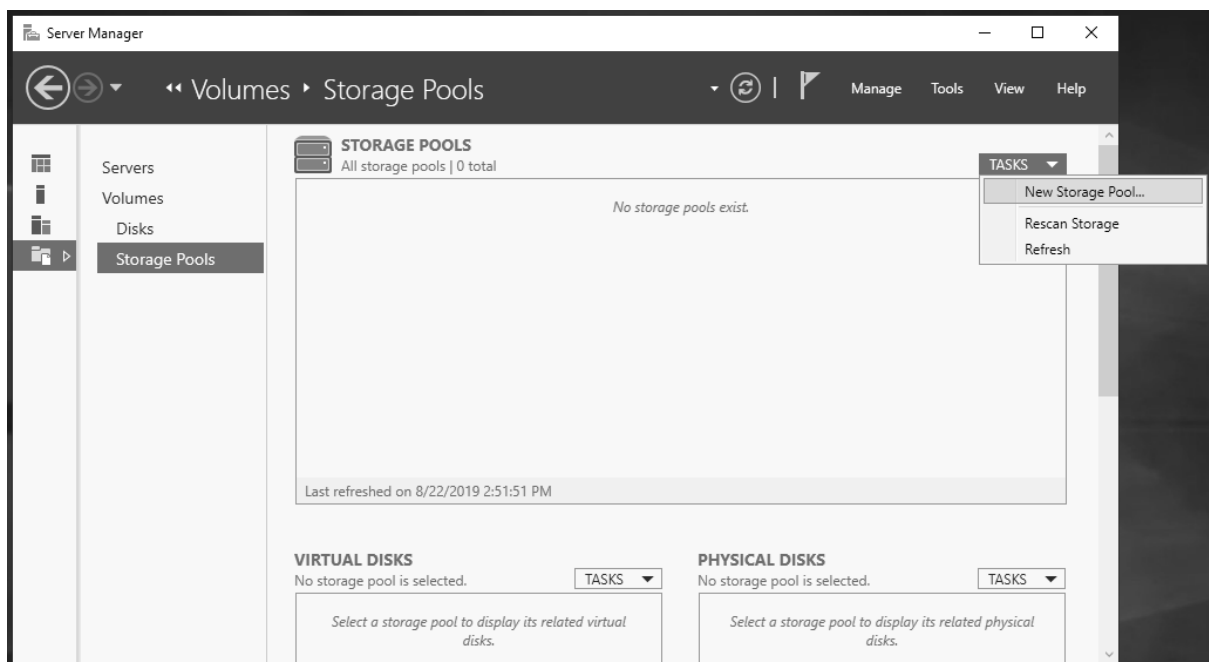
Close

Cancel

Chapter 9: Storing Data in Windows Server 2022







Select server roles

DESTINATION SERVER
Dautti-Server01.Dautti.local

Before You Begin

Installation Type

Server Selection

Server Roles

Features

Confirmation

Results

Select one or more roles to install on the selected server.

Roles

- ☒ Active Directory Domain Services (Installed)
- ☐ Active Directory Federation Services
- ☐ Active Directory Lightweight Directory Services
- ☐ Active Directory Rights Management Services
- ☐ Device Health Attestation
- ☐ DHCP Server
- ☒ DNS Server (Installed)
- ☐ Fax Server
- ☒ File and Storage Services (2 of 12 installed)
 - ☒ File and iSCSI Services (1 of 11 installed)
 - ☒ File Server (Installed)
 - ☐ BranchCache for Network Files
 - ☒ Data Deduplication
 - ☐ DFS Namespaces
 - ☐ DFS Replication
 - ☐ File Server Resource Manager
 - ☐ File Server VSS Agent Service
 - ☐ iSCSI Target Server
 - ☐ iSCSI Target Storage Provider (VDS and

Description

Data Deduplication saves disk space by storing a single copy of identical data on the volume.

< Previous

Next >

Install

Cancel

Server Manager > File and Storage Services > Volumes

VOLUMES

All volumes | 5 total

Volume	Status	File System Label	Provisioning	Capacity	Free Space	Deduplication Rate	Deduplication Savings	Percent Used
Dautti-Server01 (5)								
\\?\Volume{0b9490b5-ba18-4504-959e-32657c9d8005}	Fixed			499 MB	43.8 MB			
\\?\Volume{e14ffda1-61b3-4cc9-9e31-4938ec9fa2a3}	Fixed			96.0 MB	67.2 MB			
C:	Fixed	Windows Server 2022	Fixed	238 GB	211 GB			
E:	Fixed	Makinat Virtuale	Fixed	466 GB	183 GB			
F:	Fixed	Te Dhénat	Fixed	932 GB	289 GB			

Last refreshed on 25/04/2022 12:31:07 PM

SHARES

CA on Dautti-Server01

Share	Local Path	Protocol	Availability Type
Users	CA\Users	SMB	Not Clustered
SYSVOL	C:\Windows\SYSVOL\sysvol	SMB	Not Clustered
NETLOGON	C:\Windows\SYSVOL\sysvol\Dautti.local\SCRIPTS	SMB	Not Clustered

DISK

CA on Dautti-Server01

ATA SAMSUNG MZ7TY256
Capacity: 238 GB

100% Allocated 238 GB Allocated
0.00 B Unallocated

Status: Online
Bus Type: SATA



Disk Management

File Action View Help

Volume	Layout	Type	File System	Status	Capacity	Free Spa...	% Free
(Disk 0 partition 1)	Simple	Basic		Healthy (R...	499 MB	499 MB	100 %
(Disk 0 partition 2)	Simple	Basic		Healthy (E...	100 MB	100 MB	100 %
Makinat Virtuale (E:)	Simple	Basic	NTFS	Healthy (P...	465.76 GB	182.90 GB	39 %
Të Dhënat (F:)	Simple	Dynamic	NTFS	Healthy	931.51 GB	289.16 GB	31 %
Windows Server 2...	Simple	Basic	NTFS	Healthy (B...	237.87 GB	210.84 GB	89 %

Disk 0
Basic
238.46 GB
Online

499 MB
Healthy (Recovery Partitio

100 MB
Healthy (EFI Syster

Windows Server 2022 (C:)
237.87 GB NTFS
Healthy (Boot, Page File, Crash Dump, Basic Data Partiti

Disk 1
Basic
465.76 GB
Online

New Spanned Volume...
New Striped Volume...
New Mirrored Volume...
New RAID-5 Volume...
Convert to Dynamic Disk...
Convert to GPT Disk
Offline
Properties
Help

Disk 2
Dynamic
931.51 GB
Online

Të Dhënat (F:)
801.63 GB NTFS
Healthy

CD-ROM
DVD (D:)
No Media

■ Unallocated ■ Primary partition ■ Simple volume

Add Drive Letter or Path

Add a new drive letter or path for E: (Makinat Virtuale).

☐ Assign the following drive letter: E

☒ Mount in the following empty NTFS folder:

C:\Windows Server 2022 Browse...

OK Cancel

Attach Virtual Hard Disk

Specify the virtual hard disk location on the computer.

Location:

C:\Windows Server 2022\Windows Server 2022.vhdx Browse...

☐ Read-only.

OK Cancel

Select server roles

DESTINATION SERVER
Dautti-Server01.Dautti.local

Before You Begin

Installation Type

Server Selection

Server Roles

Features

Confirmation

Results

Select one or more roles to install on the selected server.

Roles

<input type="checkbox"/>	Active Directory Certificate Services
<input checked="" type="checkbox"/>	Active Directory Domain Services (Installed)
<input type="checkbox"/>	Active Directory Federation Services
<input type="checkbox"/>	Active Directory Lightweight Directory Services
<input type="checkbox"/>	Active Directory Rights Management Services
<input type="checkbox"/>	Device Health Attestation
<input type="checkbox"/>	DHCP Server
<input checked="" type="checkbox"/>	DNS Server (Installed)
<input type="checkbox"/>	Fax Server
<input checked="" type="checkbox"/>	File and Storage Services (2 of 12 installed)
<input checked="" type="checkbox"/>	File and iSCSI Services (1 of 11 installed)
<input checked="" type="checkbox"/>	File Server (Installed)
<input type="checkbox"/>	BranchCache for Network Files
<input type="checkbox"/>	Data Deduplication
<input checked="" type="checkbox"/>	DFS Namespaces
<input type="checkbox"/>	DFS Replication
<input type="checkbox"/>	File Server Resource Manager
<input type="checkbox"/>	File Server VSS Agent Service
<input type="checkbox"/>	iSCSI Target Server

Description

DFS Namespaces enables you to group shared folders located on different servers into one or more logically structured namespaces. Each namespace appears to users as a single shared folder with a series of subfolders. However, the underlying structure of the namespace can consist of numerous shared folders located on different servers and in multiple sites.

< Previous

Next >

Install

Cancel

Installation progress

DESTINATION SERVER
Dautti-Server01.Dautti.local

Before You Begin

Installation Type

Server Selection

Server Roles

Features

Confirmation

Results

View installation progress



Feature installation

Installation succeeded on Dautti-Server01.Dautti.local.

File and Storage Services
File and iSCSI Services
Data Deduplication



You can close this wizard without interrupting running tasks. View task progress or open this page again by clicking Notifications in the command bar, and then Task Details.

[Export configuration settings](#)

< Previous


Next >




Close

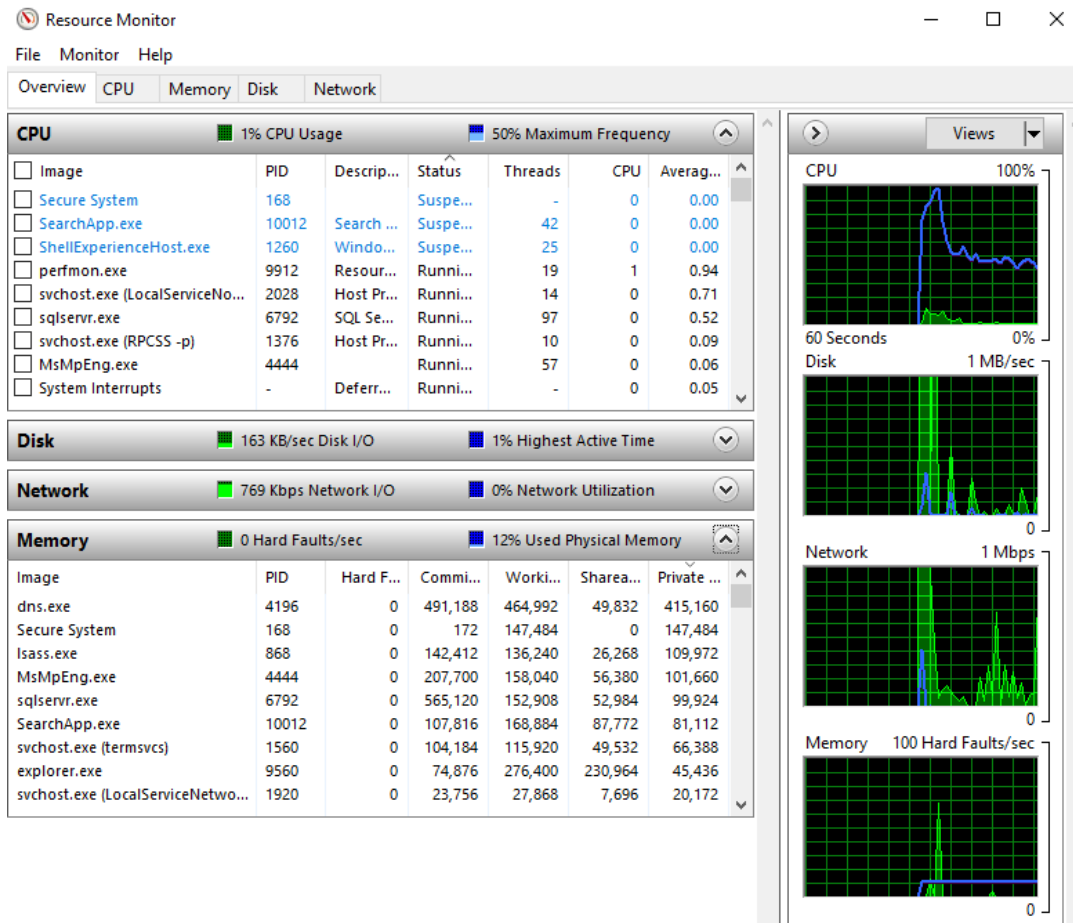
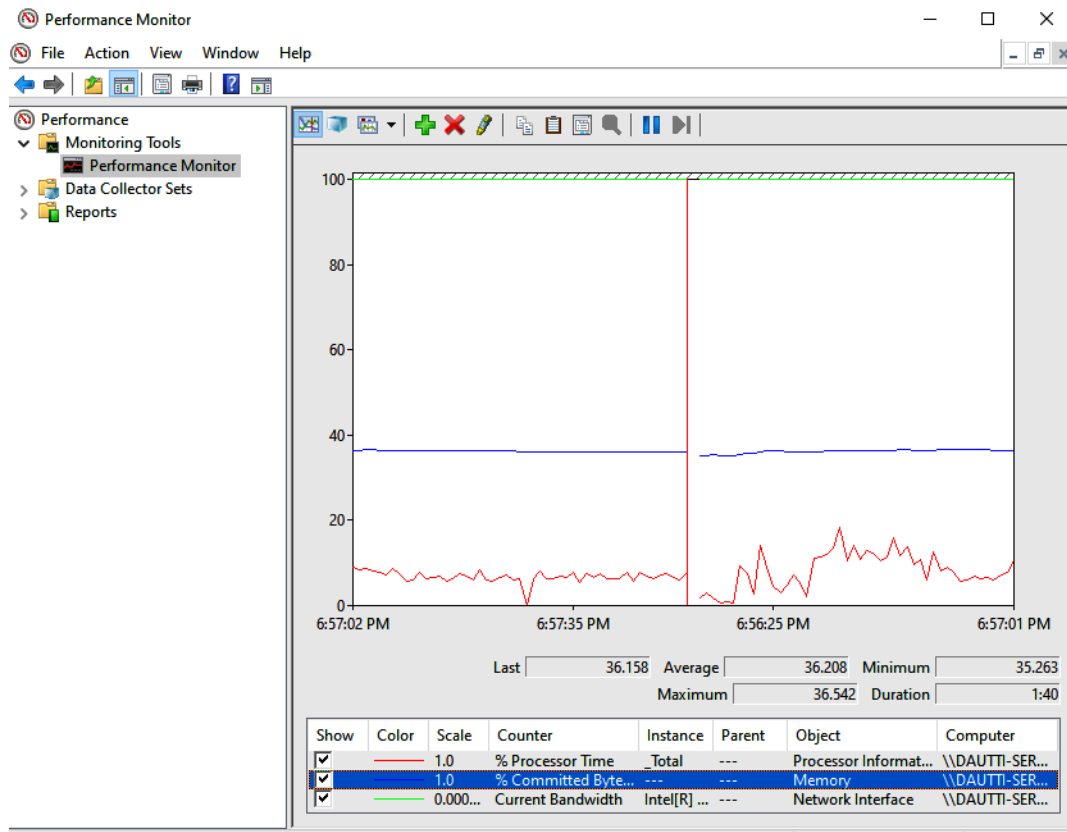
Cancel

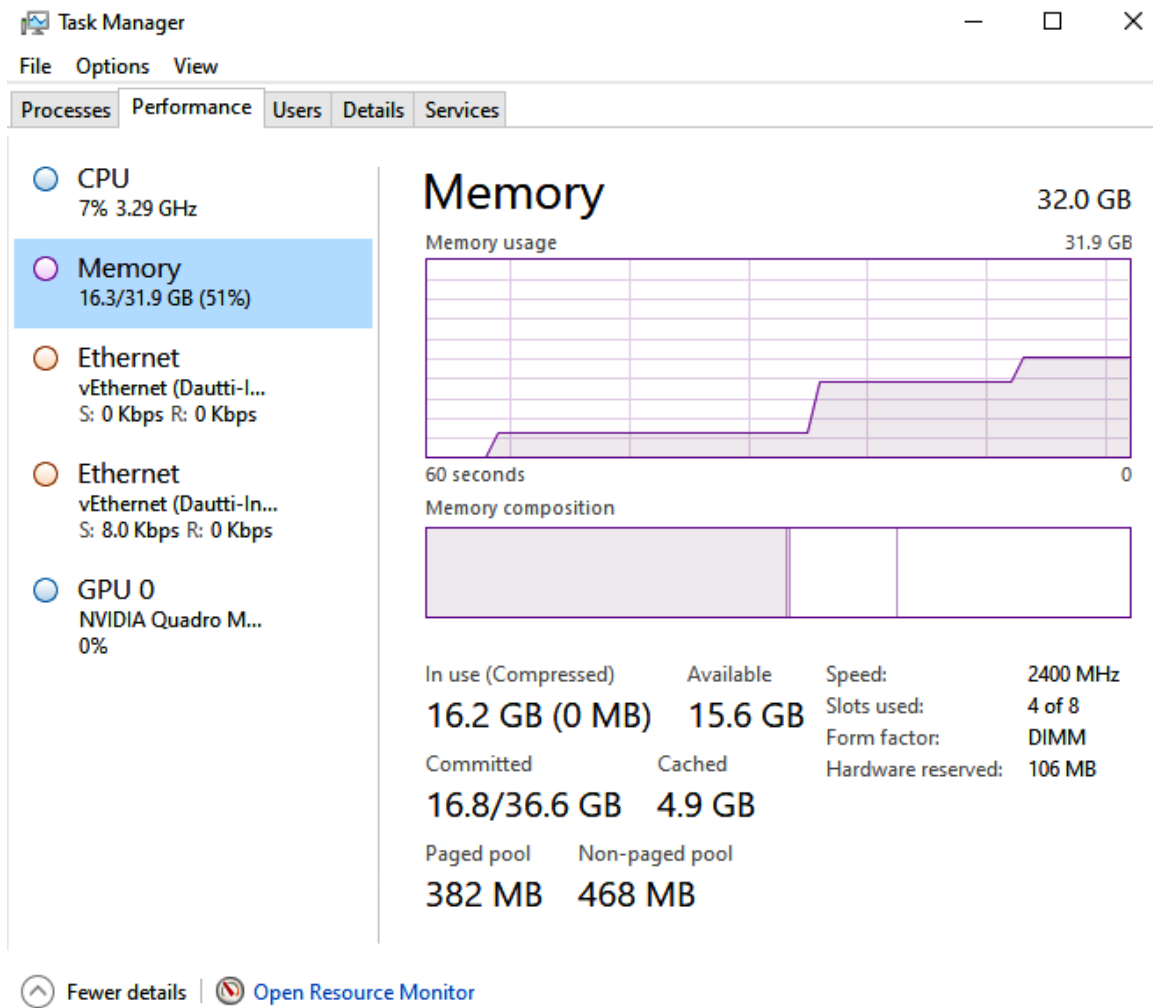
Chapter 10: Tuning and Maintaining Windows Server 2022











Add Counters

Available counters

Select counters from computer:

<Local computer> Browse...

NBT Connection
Netlogon
Network Adapter
Network Interface
Bytes Received/sec
Bytes Sent/sec
Bytes Total/sec
Current Bandwidth

Instances of selected object:

<All instances>
Intel[R] Ethernet Connection [2] I218-LM

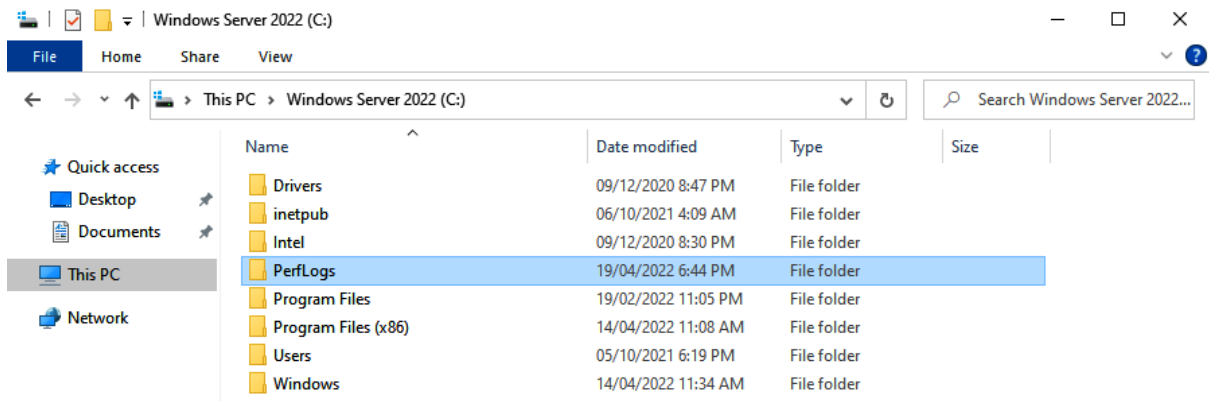
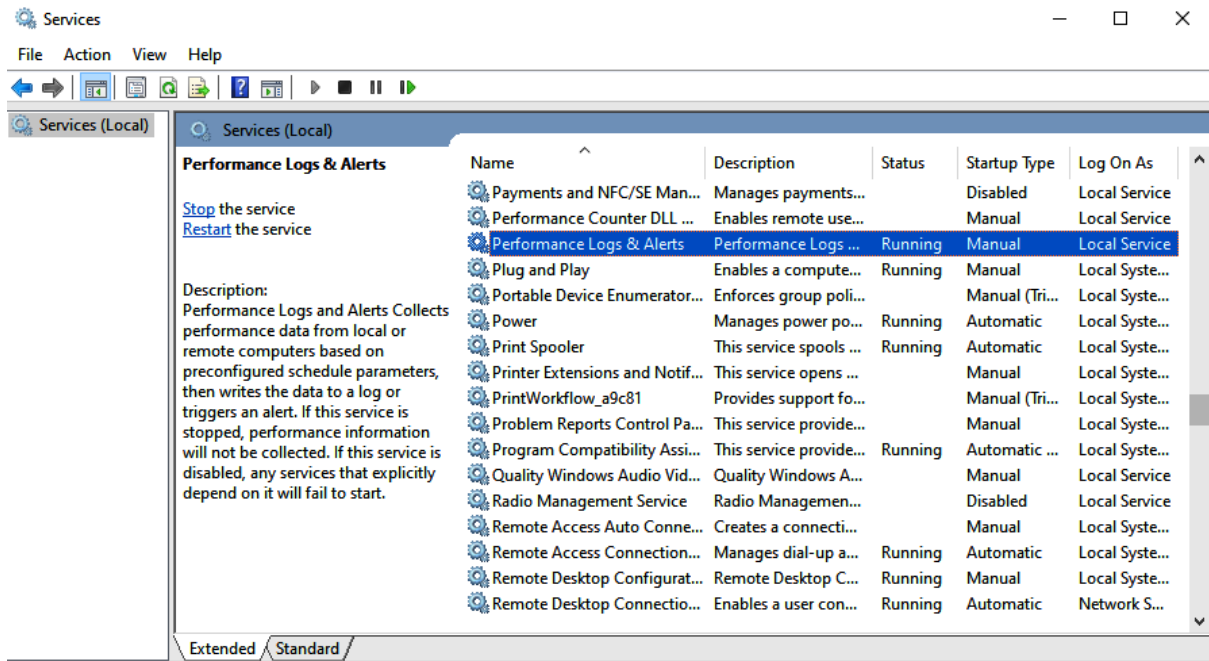
Search Add >>

Added counters

Counter	Parent	Inst...	Computer
Memory			
% Committed Bytes In Use	---	---	
Network Interface			
Bytes Received/sec	---	*	
Processor			
% Processor Time	---	_Total	

Remove << OK Cancel

☐ Show description



←  Create new Data Collector Set.

Which performance counters would you like to log?

Performance counters:

\Memory\% Committed Bytes In Use
\Network Interface(*)\Current Bandwidth
\PhysicalDisk(_Total)\% Disk Read Time
\PhysicalDisk(_Total)\% Disk Write Time
\Processor(_Total)\% Processor Time

Add...

Remove

Sample interval:

1

Units:

Minutes

Next

Finish

Cancel

←  Create new Data Collector Set.

Which performance counters would you like to monitor?

Performance counters:

\Memory\% Committed Bytes In Use
\Network Interface(Intel[R] Ethernet Connection [...]
\PhysicalDisk(_Total)\% Disk Read Time
\PhysicalDisk(_Total)\% Disk Write Time
\Processor(_Total)\% Processor Time

Add...

Remove

Alert when:

Above

Limit:

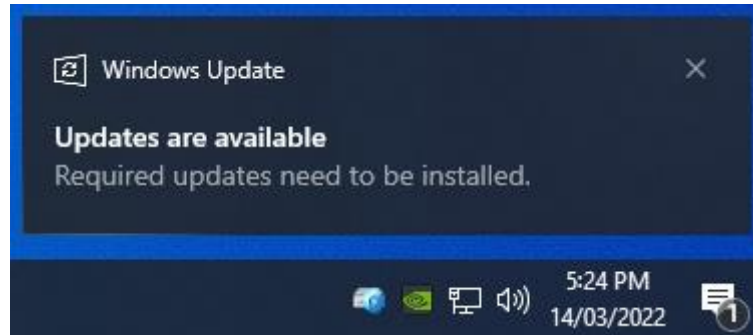
80

Next

Finish

Cancel

Chapter 11: Updating and Troubleshooting Windows Server 2022



Home

Find a setting

Update & Security

- Windows Update
- Delivery Optimization
- Windows Security
- Troubleshoot
- Recovery
- Activation
- For developers
- Windows Insider Program

Windows Update

**Some settings are managed by your organization (View policies)*

Updates available
Last checked: Today, 5:06 PM

Security Intelligence Update for Microsoft Defender Antivirus - KB2267602 (Version 1.357.204.0)
Status: Pending install

Updates are ready to install

[Install now](#)

**We'll automatically download and install updates, except on metered connections (where charges may apply). In that case, we'll automatically download only those updates required to keep Windows running smoothly.*

- Pause updates for 7 days**
Visit Advanced options to change the pause period
- Change active hours**
Currently 8:00 AM to 5:00 PM
- View update history**
See updates installed on your device
- Advanced options**
Additional update controls and settings

Looking for info on the latest updates?
[Learn more](#)

Related links
[Check Storage](#)
[OS build info](#)

Home

Find a setting

Update & Security

- Windows Update
- Delivery Optimization
- Windows Security
- Troubleshoot
- Recovery
- Activation
- For developers
- Windows Insider Program

Windows Update

*Some settings are managed by your organization ([View policies](#))



Updates available

Last checked: Today, 4:51 PM

Update for Microsoft Defender Antivirus antimalware platform - KB4052623 (Version 4.18.2201.10)

Status: Pending install

Windows Malicious Software Removal Tool x64 - v5.98 (KB890830)

Status: Pending install

2022-02 Cumulative Update for Microsoft server operating system version 21H2 for x64-based Systems (KB5010354)

Status: Pending install

Updates are ready to install

Install now

Looking for info on the latest updates?

[Learn more](#)

Related links

[Check Storage](#)

[OS build info](#)

Optional quality update available

2022-02 Cumulative Update for Microsoft server operating system version 21H2 for x64-based Systems (KB5010421)

[Download and install](#)

*We'll automatically download and install updates, except on metered connections (where charges may apply). In that case, we'll automatically download only those updates required to keep Windows running smoothly.

Advanced options

*Some settings are managed by your organization ([View policies](#))

Update options

Receive updates for other Microsoft products when you update Windows.

☒ On

Download updates over metered connections (extra charges may apply).

☐ Off

Adobe Acrobat Reader DC Updater



Update is ready to install

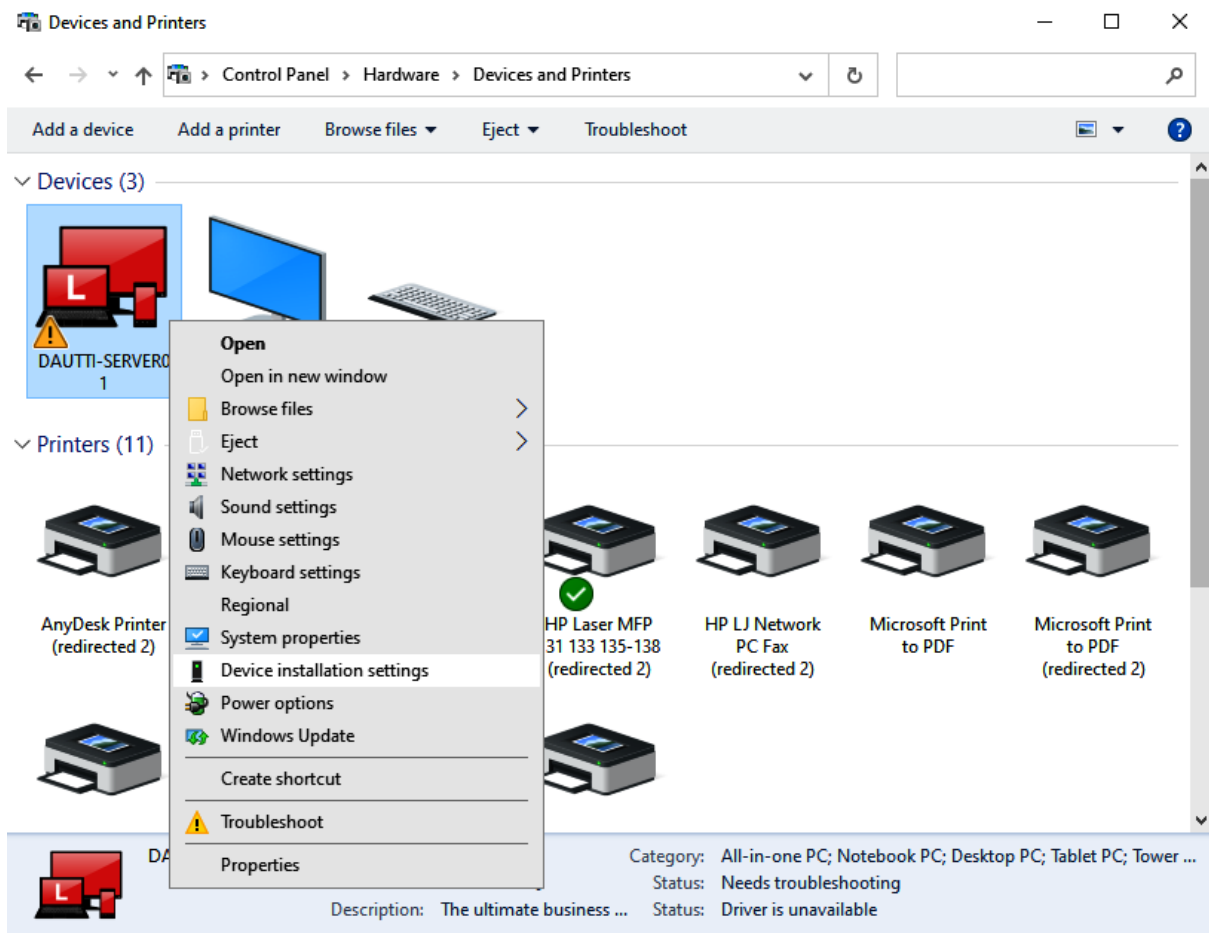
Updating Adobe Acrobat Reader DC (21.001.20145)

This update addresses customer issues and security vulnerabilities. Adobe recommends that you always install the latest updates.

[Details](#)

Install

Cancel




Device installation settings

Do you want to automatically download manufacturers' apps and custom icons available for your devices?

☒ **Yes (recommended)**

☐ No (your device might not work as expected)

 Save Changes

Cancel

Select server roles

DESTINATION SERVER
Dautti-Server01.Dautti.local

Before You Begin

Installation Type

Server Selection

Server Roles

Features

WSUS

Role Services

Content

Confirmation

Results

Select one or more roles to install on the selected server.

Roles

- ☒ Active Directory Domain Services (Installed)
- ☐ Active Directory Federation Services
- ☐ Active Directory Lightweight Directory Services
- ☐ Active Directory Rights Management Services
- ☐ Device Health Attestation
- ☐ DHCP Server
- ☒ DNS Server (Installed)
- ☐ Fax Server
- ☒ File and Storage Services (2 of 12 installed)
- ☐ Host Guardian Service
- ☒ Hyper-V (Installed)
- ☐ Network Controller
- ☒ Network Policy and Access Services (Installed)
- ☐ Print and Document Services
- ☐ Remote Access
- ☒ Remote Desktop Services (4 of 6 installed)
- ☐ Volume Activation Services
- ☒ Web Server (IIS) (17 of 43 installed)
- ☒ Windows Deployment Services (Installed)
- ☒ Windows Server Update Services

Description

Windows Server Update Services allows network administrators to specify the Microsoft updates that should be installed, create separate groups of computers for different sets of updates, and get reports on the compliance levels of the computers and the updates that must be installed.

< Previous

Next >

Install

Cancel

Event Viewer

File Action View Help



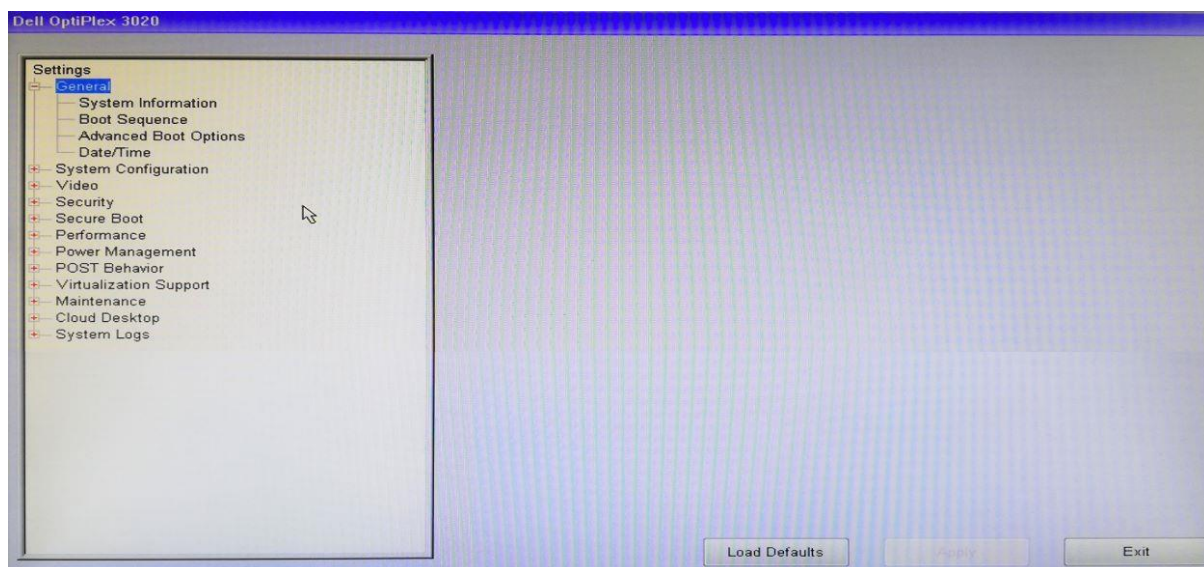
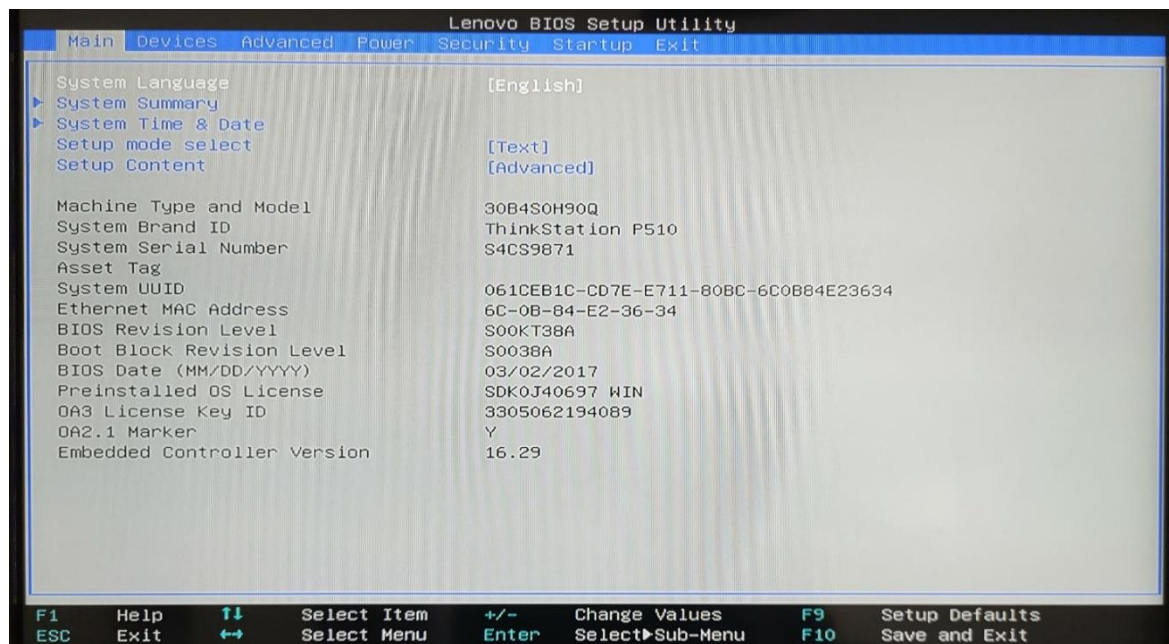
- Event Viewer (Local)
- > Custom Views
- ▼ Windows Logs
 - Application
 - Security
 - Setup
 - System
 - Forwarded Events
- > Applications and Services Logs
- Subscriptions

Windows Logs

Name	Type	Number of Events	Size
Application	Administrative	9,054	5.07 MB
Security	Administrative	27,341	20.00 MB
Setup	Operational	90	68 KB
System	Administrative	66,454	20.00 MB
Forwarded Events	Operational	0	0 Bytes

Actions

- Windows Logs
 - Open Saved Log...
 - Create Custom View...
 - Import Custom View...
 - View
 - Refresh
 - Help
- Application
 - Open
 - Properties
 - Help



Please select the operating system to start:

Microsoft Windows XP Professional

Use the up and down arrow keys to move the highlight to your choice.
Press ENTER to choose.

For troubleshooting and advanced startup options for Windows, press F8.

Windows Advanced Options Menu

Please select an option:

Safe Mode

Safe Mode with Networking

Safe Mode with Command Prompt

Enable Boot Logging

Enable VGA Mode

Last Known Good Configuration (your most recent settings that worked)

Directory Services Restore Mode (Windows domain controllers only)

Debugging Mode

Disable automatic restart on system failure

Start Windows Normally

Reboot

Return to OS Choices Menu

Use the up and down arrow keys to move the highlight to your choice.

Advanced Boot Options

Choose Advanced Options for: Windows Server 2019

(Use the arrow keys to highlight your choice.)

Repair Your Computer

Safe Mode

Safe Mode with Networking

Safe Mode with Command Prompt

Enable Boot Logging

Enable low-resolution video

Last Known Good Configuration (advanced)

Directory Services Repair Mode

Debugging Mode

Disable automatic restart on system failure

Disable Driver Signature Enforcement

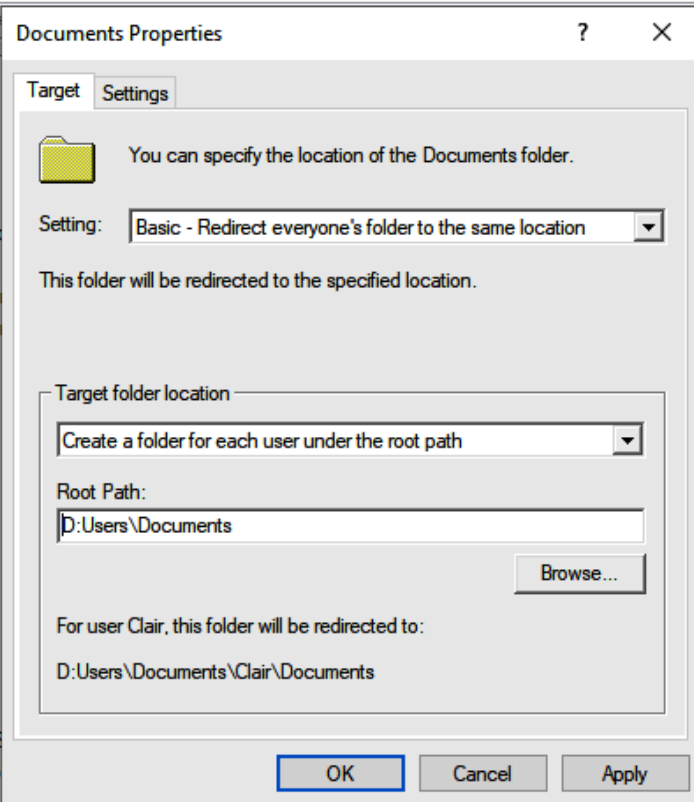
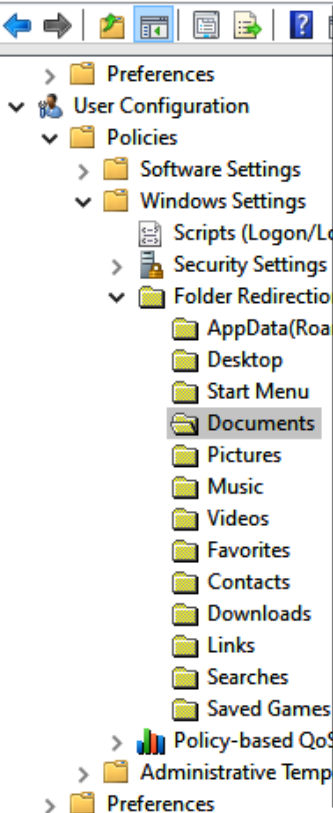
Disable Early Launch Anti-Malware Driver

Start Windows Normally

Description: View a list of system recovery tools you can use to repair
startup problems, run diagnostics, or restore your system.

ENTER=Choose

ESC=Cancel



ow in this view.

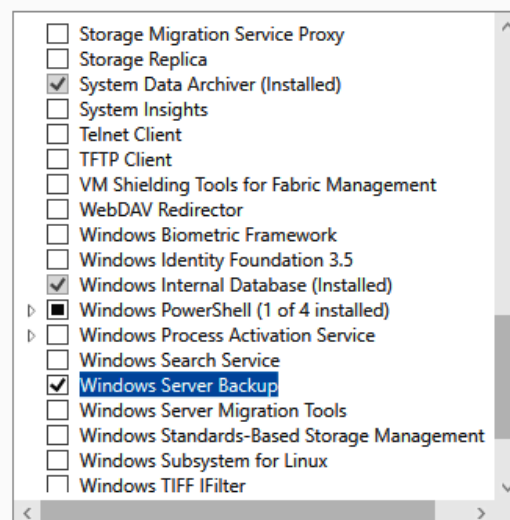
Select features

DESTINATION SERVER
Dautti-Server01.Dautti.local

- Before You Begin
- Installation Type
- Server Selection
- Server Roles
- Features**
- Confirmation
- Results

Select one or more features to install on the selected server.

Features



Description

Windows Server Backup allows you to back up and recover your operating system, applications and data. You can schedule backups, and protect the entire server or specific volumes.

< Previous

Next >

Install

Cancel

Domain Controller Options

TARGET SERVER
WIN-K2B0IT8QFOH

Deployment Configuration

Domain Controller Options

DNS Options

Additional Options

Paths

Review Options

Prerequisites Check

Installation

Results

Select functional level of the new forest and root domain

Forest functional level: Windows Server 2016

Domain functional level: Windows Server 2016

Specify domain controller capabilities

☒ Domain Name System (DNS) server☒ Global Catalog (GC)☐ Read only domain controller (RODC)

Type the Directory Services Restore Mode (DSRM) password

Password:

Confirm password: *

[More about domain controller options](#)

< Previous

Next >

Install

Cancel



Subscription Properties - Remote Server

Subscription name: Remote Server

Description:

Computers

Select Computer

Select this object type:

Computer

From this location:

Entire Directory

Enter the object name to select (examples):

DAUTTI-SERVER02

Advanced...

OK

Cancel

Events

User a

Machine Account

Change user account or configure advanced settings:

Advanced...

OK

Cancel

Actions

Subscriptions

Open Saved Log...

Create Custom View...

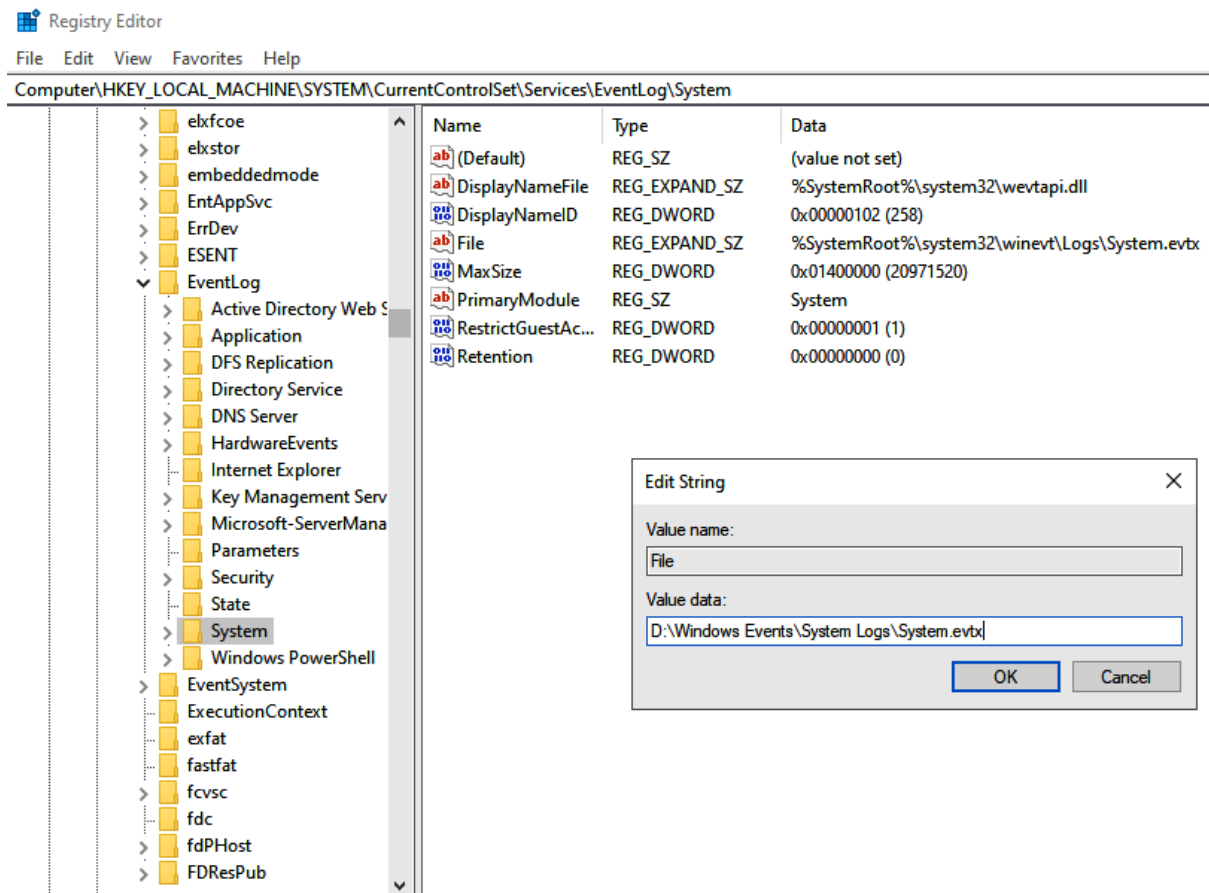
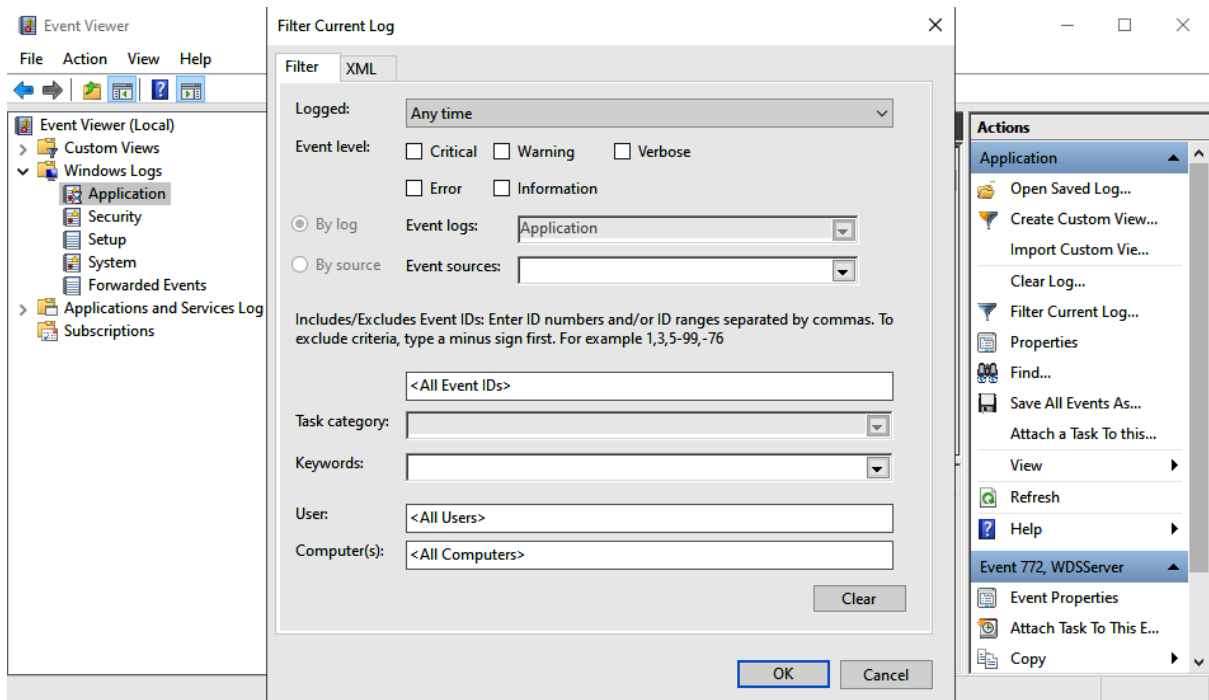
Import Custom View...

Create Subscription...

View

Refresh

Help



Chapter 12: Preparing for Microsoft Certifications

No images...