Chapter 1: An Overview of Dynamics 365 Business Central Admin Center

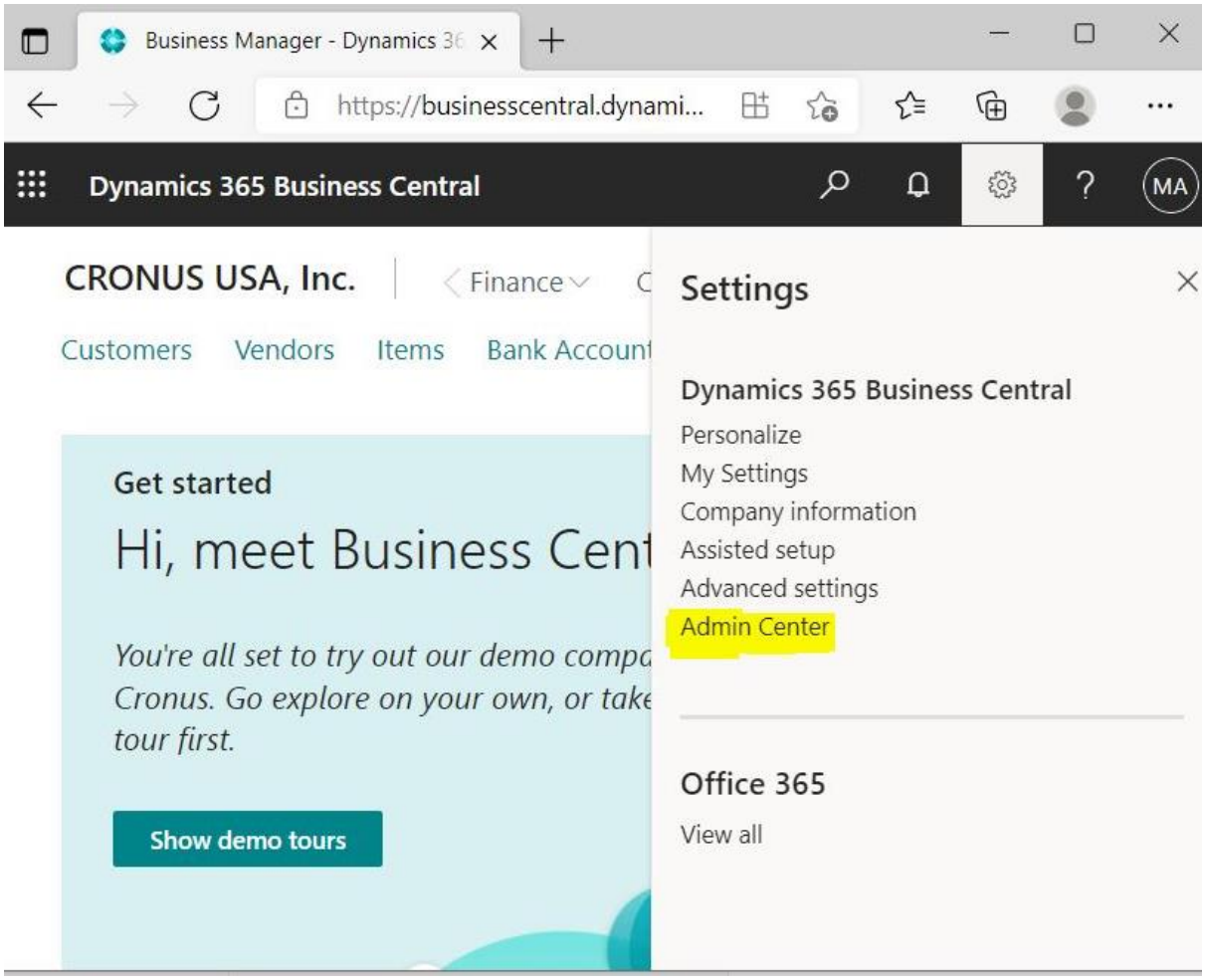

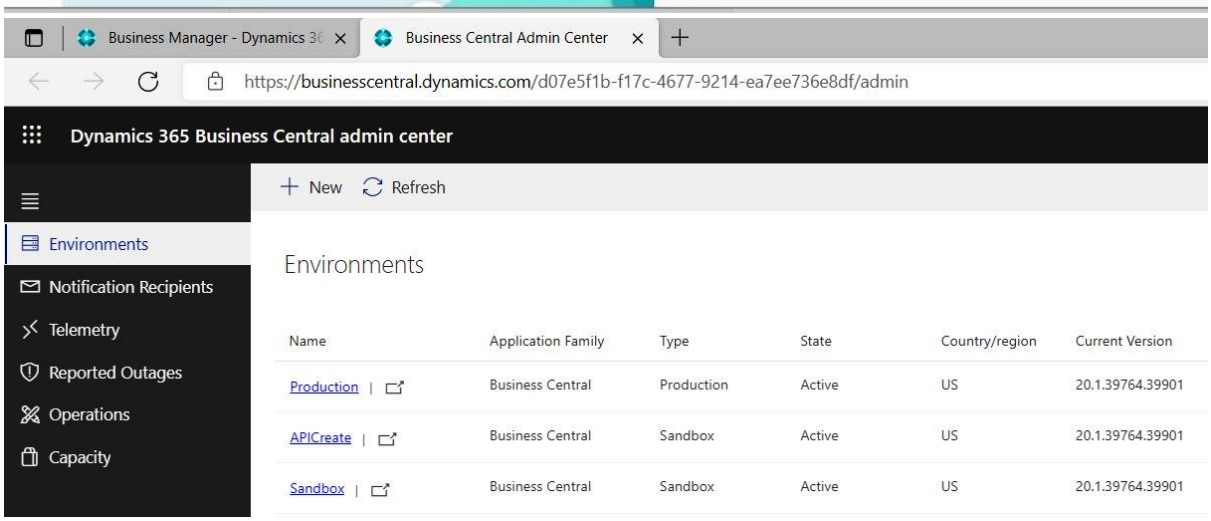

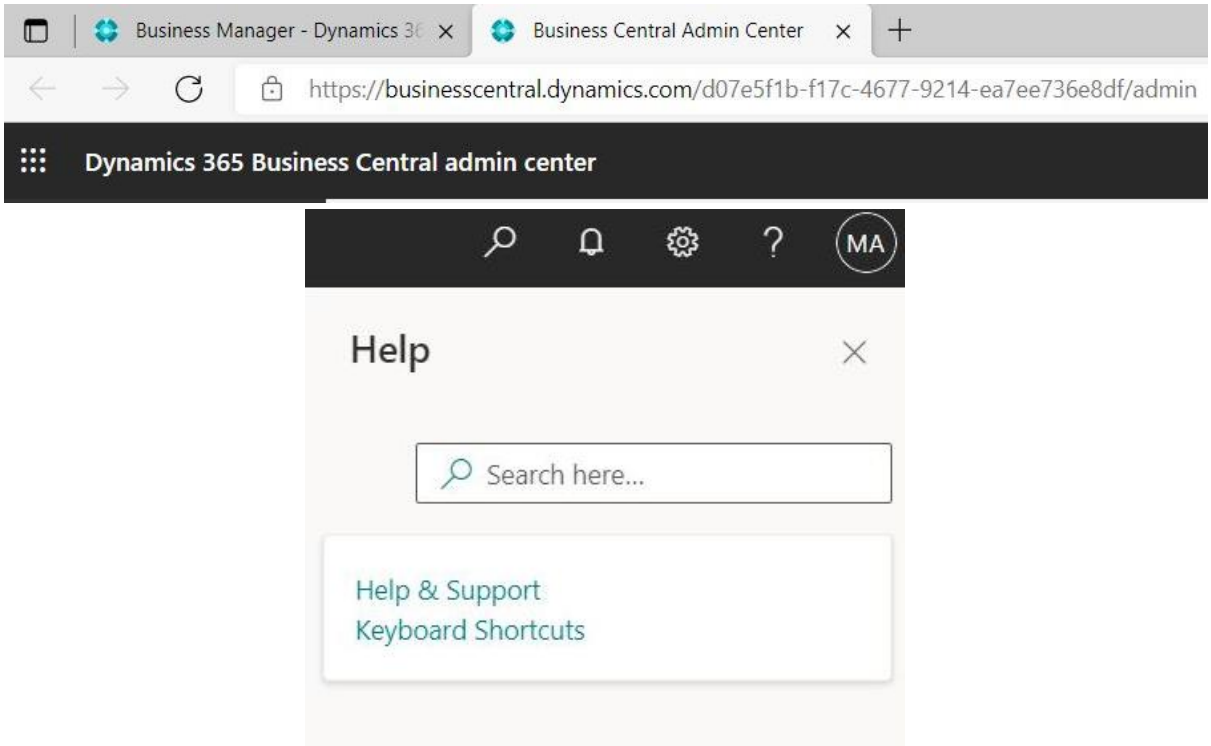

Report a problem

Copy the text below and add it to your support request:

Azure AD tenant: d07e5f1b-f17c-4677-9214-ea7ee736e8df, Environment: Production (Production)

Session ID (client): 9d3031d9-75c2-4bc4-8593-902a60918103

Session ID (server): 946359

Additional logging

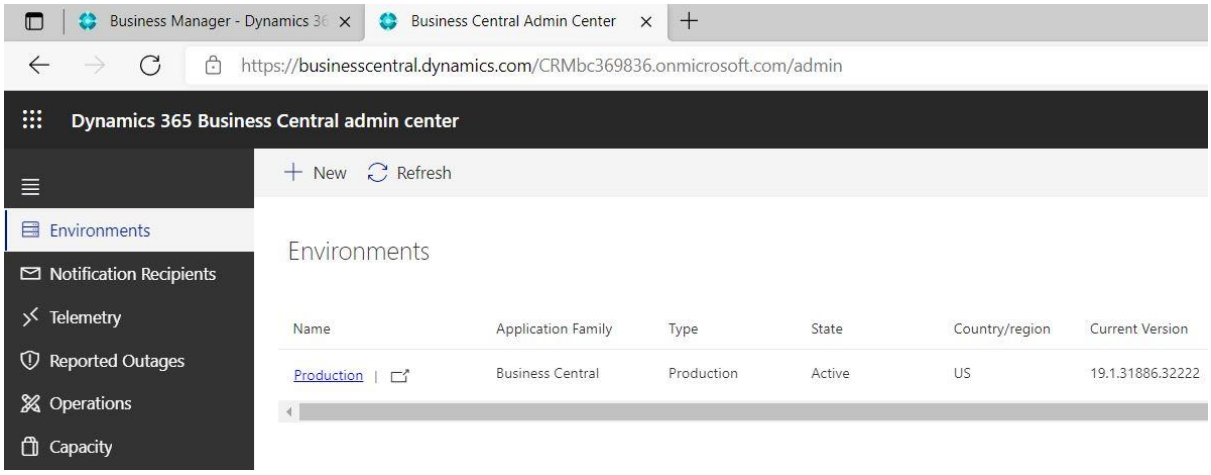

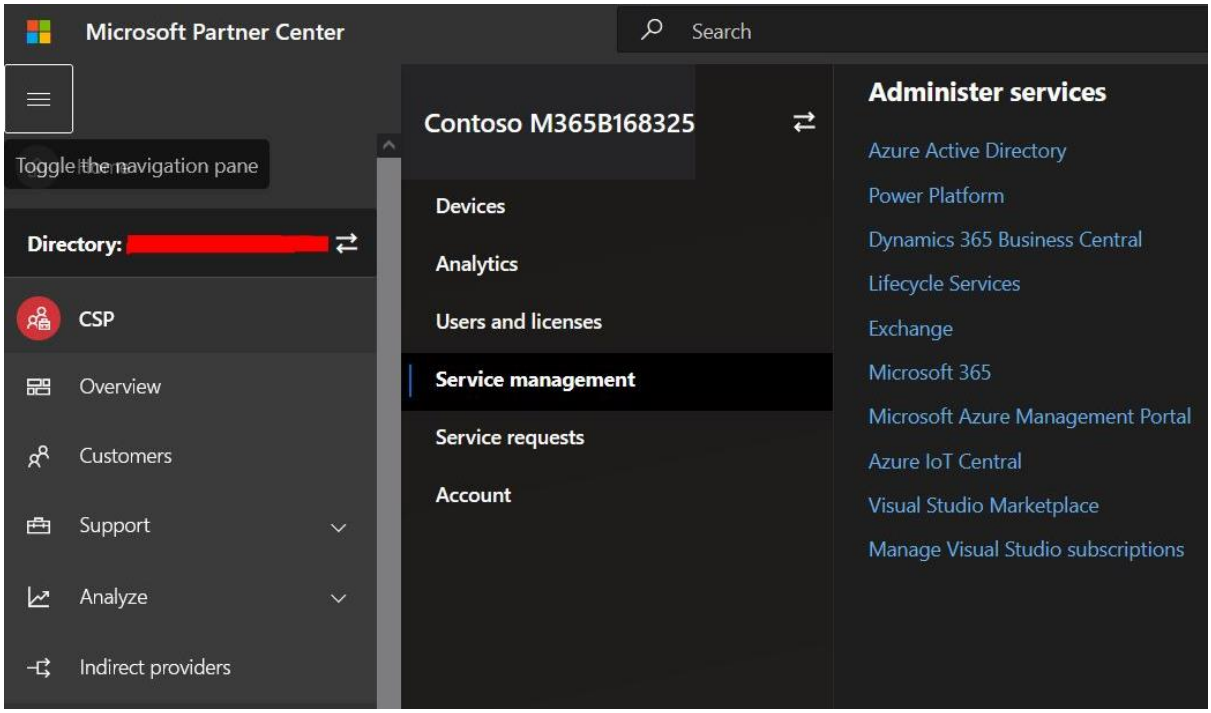

Unauthorized

Access is allowed only for tenant environment administrators
Make sure the user has Global admin, Helpdesk admin, or Dynamics 365 admin role assigned.

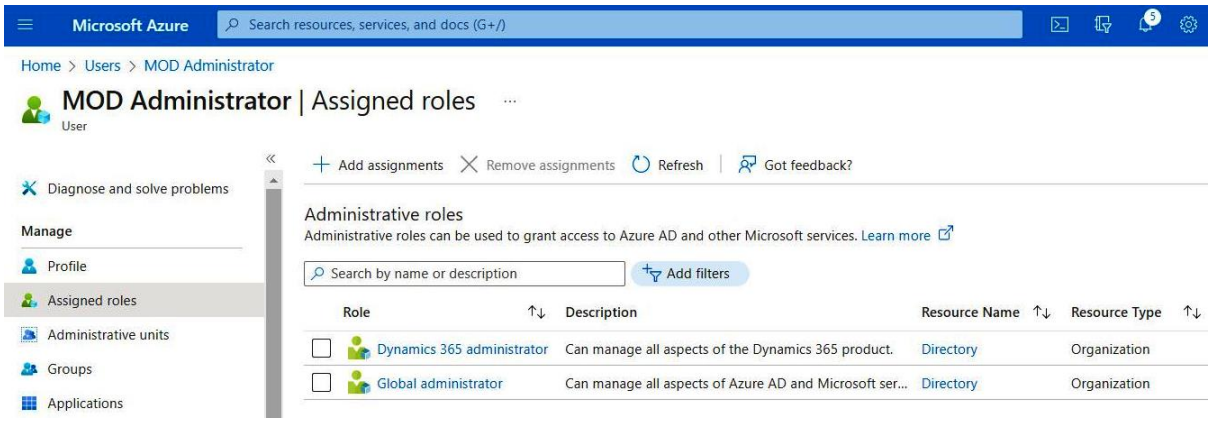

Home > Licenses

Licenses | All products

[redacted] - Azure Active Directory

- Overview
- Diagnose and solve problems

Manage

- Licensed features
- All products
- Self-service sign up products

+ Try / Buy | + Assign | Bills | Columns | Got feedback?

Name	Total	Assigned	Available
Dynamics 365 Business Central Essentials	25	23	2
Dynamics 365 Business Central for IWs	10000	6	9994
Dynamics 365 Customer Service Professional Attach to Qualifying Dynamics 365 Base ...	45	35	10
Dynamics 365 Marketing Business Edition	10000	5	9995
Dynamics 365 P1 Trial for Information Workers	10000	5	9995

Home > Licenses >

Dynamics 365 Business Central Essentials | Licensed users

General

- Licensed users

+ Assign | Remove license | Refresh | Columns

Name

Search by name or email

Microsoft Azure | Search resources, services, and docs (G+/)

Home > Licenses > Dynamics 365 Business Central Essentials >

Assign license

Users and groups | Assignment options | Review + assign

+ Add users and groups

Name
No users and groups assigned yet

Review + assign | < Previous | Next : Assignment options >

Microsoft Partner Center

Search

Home

Directory: [redacted]

CSP

Overview

Customers

Customers

Important: Indirect resellers cannot view or purchase customer subscriptions. Learn more about indirect reseller capabilities.

Request a reseller relationship

Filter by indirect prov

Company name	Primary domain name	Relatior
[redacted]	[redacted]	Cloud R

Microsoft Partner Center

Search

Home

Directory: [redacted]

CSP

Overview

Customers

Support

Analyze

Indirect providers

MPN

Referrals

Incentives

Commercial Marketplace

Account: [redacted]

Request a reseller relationship

Invite the customer to authorize you as their local reseller of record. When the customer follows the link in your email, they are linked to your reseller account. Learn more

Select an indirect provider What's this?

None

Include delegated administration privileges for Azure Active Directory and Office 365.

Email text

Dear valued customer,

As your software vendor, we invite you to authorize us to be your Microsoft indirect reseller. Our business relationship remains in place, and you will get access to a broader selection of products through our organization, and features such as remote user and service management and improved support.

Click the following link to accept this invitation and to authorize [redacted] to be your Microsoft indirect reseller. Should you have any questions, please contact us through the email or phone number provided below.

https://admin.microsoft.com/Adminportal/Home?invType=IndirectResellerRelationship&partnerId=[redacted]msppId=[redacted]&DAP=true#/BillingAccounts/partner-invitation

Note: User with Global Admin permission is required to accept relationship. Customer address must be

Open in email Copy to clipboard

Done

Dynamics 365 Business Central admin center

- Environments
- Notification Recipients
- Telemetry
- Reported Outages
- Operations
- Capacity

+ New Refresh

There are no notification recipients for this tenant. Enter at least one recipient to receive notifications of tenant events. Go to Microsoft Docs for more information.

Environments

Name	Application Family	Type	State	Country/region	Current Version
Production	Business Central	Production	Active	US	19.1.31886.32222
Sandbox	Business Central	Sandbox	Preparing	US	19.1.31886.32222

Create environment

Learn more about capacity and quotas in the Capacity page.

You can also create an environment that is a copy of an existing environment. Just go to that existing environment's details page, and then choose the Copy action.

Environment Name: *

Do not add personal data to the environment name as this is not treated as restricted data.

Type:

Production

You cannot create more than 1 production environments.

Create environment

Learn more about capacity and quotas in the Capacity page.

You can also create an environment that is a copy of an existing environment. Just go to that existing environment's details page, and then choose the Copy action.

Environment Name: *

Do not add personal data to the environment name as this is not treated as restricted data.

Type:

Sandbox

You cannot create more than 3 sandbox environments.

Chapter 2: Managing Business Central Environments

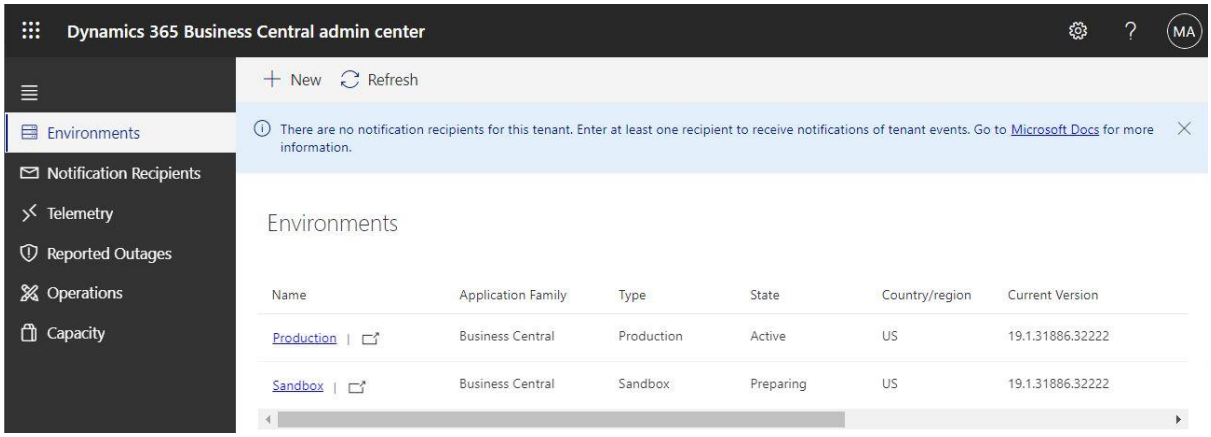

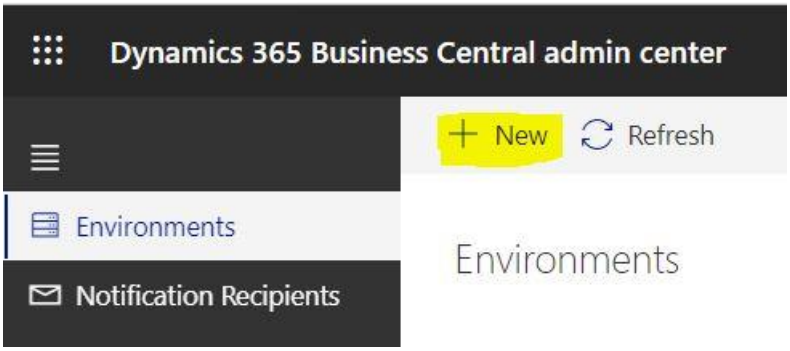

Create environment

Learn more about capacity and quotas in the Capacity page.

You can also create an environment that is a copy of an existing environment. Just go to that existing environment's details page, and then choose the Copy action.

Environment Name: *

BaludinProduction

Do not add personal data to the environment name as this is not treated as restricted data.

Type:

Production

You cannot create more than 1 production environments.

Country: *

MX

Version: *

19.1.31886.32222

Create Cancel

Create environment

You can also create an environment that is a copy of an existing environment. Just go to that existing environment's details page, and then choose the Copy action.

Environment Name: *

BaludinSandbox

Do not add personal data to the environment name as this is not treated as restricted data.

Type:

Sandbox

Country: *

MX

Version: *

19.1.31886.32222

You are responsible for any interference with the production data if you turn on any integration; please review here.

Your organization is responsible for managing and honoring any Data Subject Rights (DSR) requests within the sandbox environment.

Create Cancel

Environments

Name	Application Family	Type	State	Country/region	Current Version
Production |	Business Central	Production	Active	US	19.1.31886.32222
BaludinSandbox |	Business Central	Sandbox	Preparing	DE	19.1.31886.32222
Sandbox |	Business Central	Sandbox	Active	US	19.1.31886.32222

Environments

Name	Application Family	Type	State	Country/region	Current Version
Production	Business Central	Production	Active	US	19.1.31886.32222
BaludinSandbox	Business Central	Sandbox	Active	DE	19.1.31886.32222
Sandbox	Business Central	Sandbox	Active	US	19.1.31886.32222

Dynamics 365 Business Central admin center

Apps | Sessions | Database | Support | Update Settings | Copy | Restore | Rename | Delete | Refresh

- Environments
- Notification Recipients
- Telemetry
- Reported Outages
- Operations
- Capacity

Environments > Production

Details — Active

Name	Application Family	Country/region	Azure Region
Production	Business Central	US	East US

Type	Application Insights Connection String (?)	Security Group
Production	Not Set (Define)	Not Set (Define)

URL
https://businesscentral.dynamics.com/d07e5f1b-f17c-4677-9214-ea7ee736e8df/Production

Copy environment

Production

Learn more about copying environments in the following article: Managing Production and Sandbox Environments in the Admin Center.

When you copy an environment that integrates with other services, make sure that you avoid any interference with production data.

New environment name: *

ProdCopy

Do not add personal data to the environment name as this is not treated as restricted data.

New environment type:

Sandbox

Copy | Cancel

Error

Maximum number of allowed environments of type Production have already been provisioned. Current limit is 1.

Tracking ID: 6b0eaeac-9632-4d84-a7d4-83dad9b581e6

Correlation ID: 2685997e-95f9-41f9-a03b-25238a85f327

Copy environment

This will create a copy of the environment with the name 'Production' of type 'Production'. The new environment will have the name 'ProdCopy' and be of type 'Sandbox'. Are you sure you want to schedule a copy of the specified environment now?

Yes No

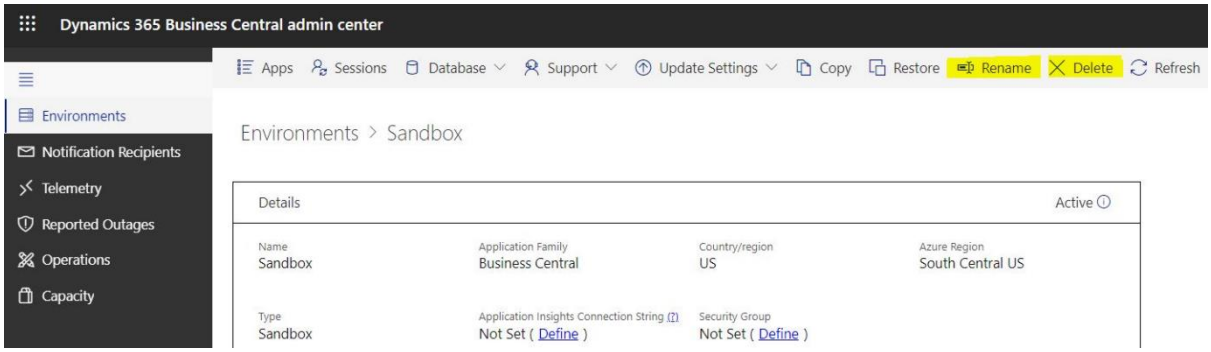

Rename environment (Preview)

Sandbox

Enter a new name for this environment. The environment name is part of the environment's URL, which uniquely identifies this environment among your other environments. You can always change back to the original name later on if you want to.

Caution: Changing the environment name requires a restart to the environment. We recommend doing this when no users are active in Business Central.

Visit Rename Environment to find out more about this operation and its considerations.

New environment name: *

Do not add personal data to the environment name as this is not treated as restricted data.

Delete environment

This will remove the selected environment and all data for the environment. You will not be able to get the data back after deleting. Are you sure you want to continue with deleting this environment?

Environment type: **Production**, Environment name: **Production**

Yes No

Chapter 3: Environment Details and Notification Setup

Apps | Sessions | Database | Support | Update Settings | Copy | Restore | Rename | Delete | Refresh

Environments > Production

Details — Active

Name	Application Family	Country/region	Azure Region
Production	Business Central	US	East US

Type	Application Insights Connection String (?)	Security Group
Production	Not Set (Define)	Not Set (Define)

URL
https://businesscentral.dynamics.com/d07e5f1b-f17c-4677-9214-ea7ee736e8df/Production

Version Management

Application Version	Platform Version	Available Update Version	Update Scheduling Available (?)
19.1.31886.32222	19.1	19.2.32968.33437	Yes

Update will start on or after	Update window (GMT+3, UTC+3:00)	Update Rollout State (?)
1/14/2022 (Modify)	Not Set (Define)	Active

Dynamics 365 Business Central admin center

- Environments
- Notification Recipients
- Telemetry
- Reported Outages
- Operations
- Capacity

Environments > Manage apps

Production-Business Central

Name ↑	Publisher	Installed Version	Latest Available Version	Available Update Action
AMC Banking 365 Fundamentals	Microsoft	19.1.31886.32222		Up to Date
Application	Microsoft	19.1.31886.32222		Up to Date
Base Application	Microsoft	19.1.31886.34659		Up to Date
Business Central Cloud Migration - Prev	Microsoft	19.1.31886.32222		Up to Date
Business Central Cloud Migration - Prev	Microsoft	19.1.31886.32222		Up to Date

Environments > Manage sessions

Sandbox-Business Central | Show session details | Cancel selected sessions | Refresh | Restart Environment

Session ID	User ID	Client Type	Login Duration	
7228	ADMIN	Web Client	31m	Cancel session

Database | Suppo

- Create database export
- View export history

Support | Update Se

- New Support Request
- Report Production Outage
- Manage support contact

Update Settings

- Set update window
- Set update date

Microsoft Azure | groups

Home >

Groups | All groups

Contoso - Azure Active Directory

- All groups
- Deleted groups
- Diagnose and solve problems

Settings

- General
- Expiration

Services See all

- Groups
- IP Groups
- Host groups
- Resource groups
- Management groups
- Application groups
- Network security groups
- Proximity placement groups
- Application security groups
- Capacity Reservation Groups

Microsoft Azure

Search resources, services, and docs (G+/)

Home >

Groups | All groups

Contoso - Azure Active Directory

- All groups
- Deleted groups
- Diagnose and solve problems

Settings

- General
- Expiration
- Naming policy

Activity

- Privileged access groups (Preview)
- Access reviews
- Audit logs
- Bulk operation results

Troubleshooting + Support

- New support request

New group | Download groups | Delete | Refresh | Columns | Got feedback?

Search | Add filter

Search mode: Contains

5 groups found

Name ↑	Object Id	Group Type
AC All Company	360c439d-886e-4981-9bad-bdccc7faa09d	Microsoft 365
AE All Employees	10de5e0e-7832-4368-a882-cad7dcefd12a	Distribution
BS BI Strategy	6df9fd80-74f5-4701-a7ae-66828379c602	Distribution
PR Production	ccd3bfdd-d76f-47a4-b3e3-ddd826826a11	Distribution
SA Sales	ac38baf2-7c19-439d-92f9-ed188a3d8dfd	Distribution

New Group

Got feedback?

Group type * : Security

Group name * : Busines Central Production

Group description : Busines Central Production

Membership type : Assigned

Owners

No owners selected

Members

No members selected

Add members

Search

Search

- AA — AAD App Management — f0ae4899-d877-4d3c-ae25-679e38eea492
- AR — AAD Request Verification Service - PROD — c728155f-7b2a-4502-a08b-b8af9b269319
- Alan Steiner — alans@CRMbc369836.OnMicrosoft.com
- Alicia Thomber — aliciat@CRMbc369836.OnMicrosoft.com — Selected

Selected items

- Alicia Thomber — aliciat@CRMbc369836.OnMicrosoft.com — Remove
- Carlos Grilo — carlosg@CRMbc369836.OnMicrosoft.com — Remove

Edit Security Group

Production

Restrict environment access to people in this security group. Otherwise, any licensed user can access. Users with administrator role can access all environments, regardless if they are added to the group or not. Learn more

Current security group:

Business Central Production

Search

SecurityGroup	Id
Business Central Production	e638ad3a-ec5e-4b90-b58...
Extra security	acb4a6a4-e850-4ca4-8738...

Details

Active | App hotfix Skipped

Name	Application Family	Country/region	Azure Region
Production	Business Central	US	East US

Type	Application Insights Connection String	Security Group
Production	InstrumentationKey=f0240e27-d0bf-4ddf-8083-7ff9687635c9;IngestionEndpoint=https://eastus-8.in.applicationinsights.azure.com/ (Modify)	Business Central Production (Modify)

URL

https://businesscentral.dynamics.com/d07e5f1b-f17c-4677-9214-ea7ee736e8df/Production

Edit Security Group

Production

Restrict environment access to people in this security group. Otherwise, any licensed user can access. Users with administrator role can access all environments, regardless if they are added to the group or not. Learn more

Current security group:

Business Central Production

Search

SecurityGroup	Id
Business Central Production	e638ad3a-ec5e-4b90-b58...

Dynamics 365 Business Central admin center

- Environments
- Notification Recipients
- Telemetry
- Reported Outages
- Operations
- Capacity

+ Add recipient — Remove recipient

Notification Recipients

Name	Email Address
Andrey Baludin	andrey.baludin@awara-it.com

Add recipient

Add an email to receive notifications

Name *

Andrey Baludin

Email Address *

andrey.baludin@awara-it.com

Save Cancel

Microsoft

Dynamics 365 Business Central

Get ready to receive a new Business Central update. Oh yes, we think you'll like it!

A new update is available for Business Central. We have scheduled the updates to start on the date specified below.

Updates will automatically start: On or after 6/5/2022
Last day to apply update: 6/16/2022 (UTC)
Scheduled time: Between 8:00:00 AM and 2:00:00 PM (UTC)

Microsoft

Dynamics 365 Business Central

Your updated Business Central is ready

Business Central has been successfully updated. Sign into the environment to verify the update and check out the new capabilities.

Your service identifier (Tenant): CRMbc369836-APICreate
Environment: APICreate
Version before update: 20.0
Version after update: 20.1
Completed date: 5/26/2022 8:16:48 AM (UTC)

Microsoft

Dynamics 365 Business Central

Your Business Central was not updated

Business Central was not updated on your scheduled date and time. We apologize and have rescheduled your update for seven days from now. You will receive another notification with the rescheduled date and time. If the scheduled date or time is inconvenient for your business, you can easily reschedule the update.

Your service identifier (Tenant): [redacted]
Environment: [redacted]
Version before update: 19.5
Version after update: 20.0
Scheduled date (missed): 4/21/2022 (UTC)

Microsoft

Dynamics 365 Business Central

Your extension needs updating

We have made improvements in the next update of Business Central, and we are eager to make the update available for you.

However, our last automatic extension validation check indicates that the [redacted] App extension that is installed in the Dynamics 365 Business Central environment for [redacted] is not compatible with version 20.1.38742.0.

The compatibility issue must be resolved before the environment for which the extension is installed can be successfully updated to version 20.1.38742.0.

Set update window

Production

The update window is the time of day when updates may be applied to the environment. During the update the environment will not be available.

Select the update window in your local time.

Start Time (GMT+3, UTC+3:00)

12:00:00 AM

End Time (GMT+3, UTC+3:00)

6:00:00 AM

Upload And Deploy Extension

Upload Extension

Select .app file

Deploy Extension

Deploy to: Next major version

Language: English (United States)

Schema Sync Mode: Add

Disclaimer

Accept

Read more about the best practices for installing and publishing extensions

Deploy | Cancel

Cloud Migration Management

Search | Run Migration Now | Run Data Upgrade Now | Create Diagnostic Run | Refresh Status | ...

- Disable Cloud Migration
- Define User Mappings
- Manage Custom Tables
- Actions
- Fewer options

Start Time	End Time	Trigger Type	Migration Type	Status	
5/18/2022 11:00 AM	5/18/2022 11:00 AM	Manual	Normal	Completed	es
5/18/2022 10:50 AM	5/18/2022 10:56 AM	Manual	Full	Completed	es
5/16/2022 7:45 PM	5/16/2022 7:48 PM	Manual	Normal	Completed	es
5/16/2022 7:30 PM	5/16/2022 7:37 PM	Manual	Normal	Upgrade Per	es
5/16/2022 7:21 PM	5/16/2022 7:27 PM	Manual	Normal	Upgrade Pending	Dynamics 365 Busines

Dynamics 365 Business Central

Feature Management ✓Saved

Search | Edit List

Feature		Automatically enabled from	Enabled for	Get started	Current Company Status
Advance payments localization ...	Learn more	Update 20.0 (Q2 2022)	None	_	Disabled
Feature Update: Currency symb...	Learn more	Update 22.0 (Q2 2023)	None	_	Disabled
Feature Update: Enhanced ema...	Learn more	Update 20.0 (Q2 2022)	**All Users**	_	**Enabled**
Feature: Decimal separator on ...	Learn more	Update 20.0 (Q2 2022)	**All Users**	_	**Enabled**
Feature Update: New time shee...	Learn more	Update 21.0 (Q4 2022)	**All Users**	_	**Enabled**
Feature Update: Use tracking b...	Learn more	Update 20.0 (Q2 2022)	None	_	Disabled
Feature Update: New sales prici...	Learn more	Update 22.0 (Q2 2023)	None	_	Disabled
Feature Update: Multiple Units ...	Learn more	Update 21.0 (Q4 2022)	None	_	Disabled

Managing change

Some new features are turned off when Dynamics 365 Business Central is updated to a newer version. These features are optional for a period of time until they are automatically enabled for all users in a later software update.
You can prepare in advance by enabling these features for all users on the right environment at the right time that suits your schedule.

Learn more about feature management.
See the Release Plan

Environments > Manage apps

Production-Business Central

Name	Publisher	Installed Version	Latest Available Version	Available Update Action
AMC Banking 365 Fundamentals	Microsoft	20.1.39764.40432		Up to Date
Application	Microsoft	20.1.39764.40432		Up to Date
Base Application	Microsoft	20.1.39764.41988	20.1.39764.42040	Install update
Business Central Cloud Migration - Prev	Microsoft	20.1.39764.40432		Up to Date
Base Application	Microsoft	20.1.39764.41988	20.1.39764.42040	Update is Scheduled

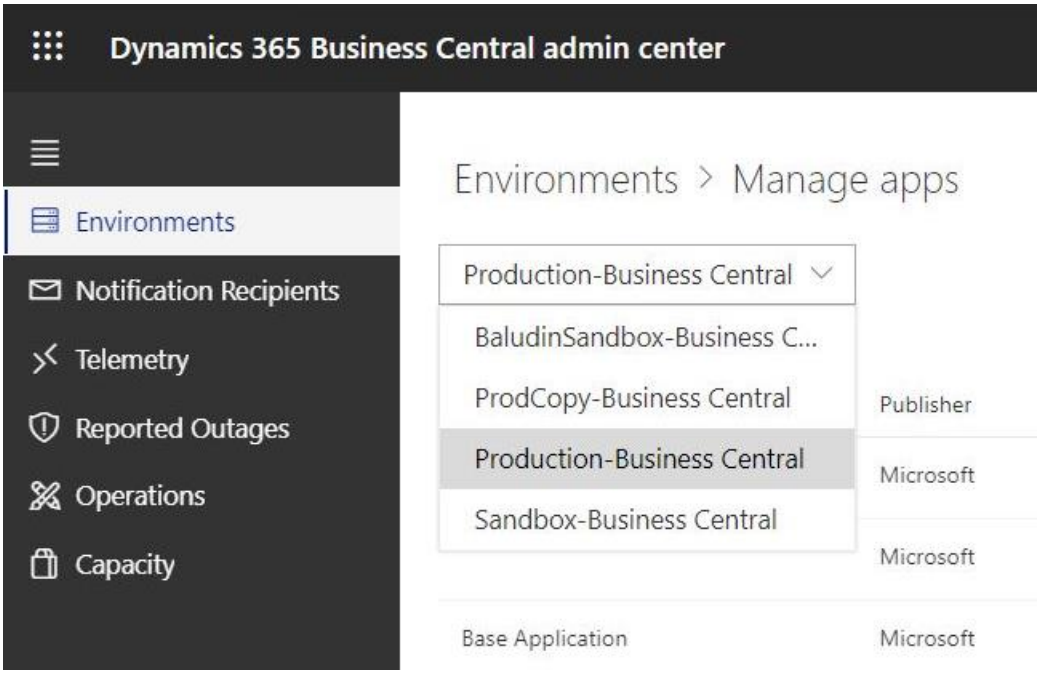
Dynamics 365 Business Central admin center
Environments
Notification Recipients
Telemetry
Reported Outages
Operations
Capacity
Environments > Manage apps
Production-Business Central
BaludinSandbox-Business C...
ProdCopy-Business Central
Production-Business Central
Sandbox-Business Central
Publisher
Microsoft
Microsoft
Base Application
Microsoft

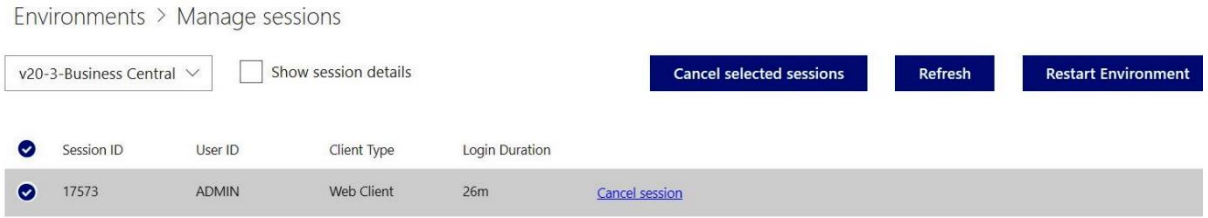
Environments > Manage sessions
v20-3-Business Central
Show session details
Cancel selected sessions
Refresh
Restart Environment
Session ID
User ID
Client Type
Login Duration
17573
ADMIN
Web Client
26m
Cancel session

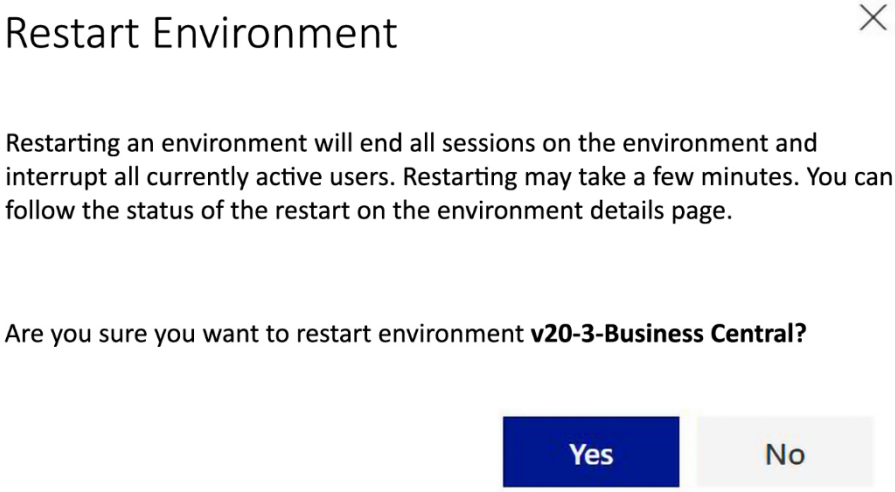
Restart Environment
Restarting an environment will end all sessions on the environment and interrupt all currently active users. Restarting may take a few minutes. You can follow the status of the restart on the environment details page.
Are you sure you want to restart environment **v20-3-Business Central?**
Yes
No

Project details

Select the subscription in which to create the new storage account. Choose a new or existing resource group to organize and manage your storage account together with other resources.

Subscription * Visual Studio Enterprise Subscription – MPN

Resource group * (New) BCExport

Create new

Instance details

If you need to create a legacy storage account type, please click here.

Storage account name * bcexporttest2

Region * (US) East US

Performance * **Standard:** Recommended for most scenarios (general-purpose v2 account)

Allowed services

- [x] Blob
- [ ] File
- [ ] Queue
- [ ] Table

Allowed resource types

- [ ] Service
- [x] Container
- [x] Object

Allowed permissions

- [x] Read
- [x] Write
- [x] Delete
- [ ] List
- [ ] Add
- [x] Create
- [ ] Update
- [ ] Process

Blob versioning permissions

- [x] Enables deletion of versions

Allowed blob index permissions

- [x] Read/Write
- [x] Filter

Start and expiry date/time

Start	06/14/2022	12:24:57 PM
End	06/15/2022	8:24:57 PM

Signing key

key1

Generate SAS and connection string

Connection string

BlobEndpoint=https://bcexporttest.blob.core.windows.net/;QueueEndpoint=https://bcexporttest.queue.core.windows.net/;FileEndpoint= ...

SAS token

?sv=2021-06-08&ss=b&srt=co&sp=rwdctfx&se=2022-06-15T17:24:57Z&st=2022-06-14T09:24:57Z&spr=https&sig=gbKNB5xt490favtli ...

Blob service SAS URL

https://bcexporttest.blob.core.windows.net/?sv=2021-06-08&ss=b&srt=co&sp=rwdctfx&se=2022-06-15T17:24:57Z&st=2022-06-14T09:...

Create database export

Environment Name:

Production

File Name:

Production_20220124_01.bacpac

SAS URI:

https://bcexporttest.blob.core.windows.net/?sv=2020-08-04&ss=b&sr...

Container Name:

ProductionExports

Each environment is limited to 10 exports per month. This environment has 10 exports remaining for this month.

Create Cancel

Your export is underway

The database export has successfully initiated. The operation may take several minutes to several hours to complete depending on the size of the database. Once completed, the Production_20220124_01.bacpac file will be available in the ProductionExports container of the bcexportest Azure storage account.

The export operation will continue even if you navigate away from this page or close the Business Central Admin Center.

Close

Upload | Change access level | Refresh | Delete | Change tier | Acquire lease | Break lease | View snapshots | Create sna

Authentication method: Access key (Switch to Azure AD User Account)
Location: productionexports

Search blobs by prefix (case-sensitive) | Show deleted blobs

Add filter

Name	Modified	Access tier	Archive status	Blob type	Size
Production_20220124_01.bacpac	1/24/2022, 5:37:59 PM	Hot (Inferred)		Block blob	18.91 MiB

Environments > Export History

Production-Business Central | Start date: 12/25/2021 | End date: 1/24/2022 | Filter

Date/Time	Environment	Application Family	Country	Version	Action	Export name	Storage
1/24/2022 5:26:28 PM	Production	Business Central	[redacted]	19.2.32968....	Create database export	Production_20220124_01.bacpac	bcexpor

Restore environment (Preview)

Production

Restore can only be done within the same country/Azure region and within the same minor and major version.

Backups are available from: ⓘ

5/27/2022, 12:02:36 AM

Select the date to restore to: *

6/12/2022

Select the time to restore to: *

12:00 PM

Restore to:

Environment type:

Sandbox

Environment name: *

Production2

Do not add personal data to the environment name as this is not treated as restricted data.

ⓘ Each environment is limited to 10 restores per month. This environment has 10 restores remaining for this month.

Restore Cancel

Chapter 4: Telemetry Setup and Analysis

Completed. Showing results from the last 24 hours. 00:01.1 5 records

timestamp [UTC]	message	severityLevel	itemType	customDimensions	operation_Name
2/9/2022, 10:56:27.179 A...	Operation exceeded time threshold (SQL q...	2	trace	{"aadTenantId":"[redacted],"co...	Long Running O
2/9/2022, 10:22:05.519 A...	Operation exceeded time threshold (AL m...	2	trace	{"extensionVersion":"19.3.34541.35754","extensionId":"437dbf0...	Long running op
2/8/2022, 11:31:06.156 AM	Operation exceeded time threshold (SQL q...	2	trace	{"component":"Dynamics 365 Business Central Server","enviro...	Long Running O
2/8/2022, 3:21:03.558 PM	Operation exceeded time threshold (AL m...	2	trace	{"companyName":"[redacted],"component":"Dynamics 365 ...	Long running op
2/8/2022, 3:21:03.558 PM	Operation exceeded time threshold (AL m...	2	trace	{"companyName":"[redacted],"component":"Dynamics 365 ...	Long running op

Telemetry

03/07/2022 03:40 PM | -200 | Minutes | All | [redacted] - BusinessCentral | Search

Timestamp ↑	Level	Opcode Na...	Object Type	Object Id	Object Exte...	Object Exte...	Function Na...	Failure Message
3/7/2022, 3:20:0...	4		Page	50,069	ecff200...	[redacted]...	AppObj...	
3/7/2022, 3:20:2...	4	Start	CodeUnit	448	437dbf...	Base A...	OnRun	
3/7/2022, 3:20:2...	4		CodeUnit	7,201	437dbf...	Base A...	AppObj...	
3/7/2022, 3:20:2...	4		CodeUnit	7,201	437dbf...	Base A...	AppObj...	

appl

All | Services (38) | Marketplace (20) | Documentation (26) | Resources (0)

Azure Active Directory (0)

Services

- Application gateways
- Application groups
- Application Insights
- Application Change Analysis
- Application security groups
- Applied AI services
- App proxy
- Managed applications

PROJECT DETAILS

Select a subscription to manage deployed resources and costs. Use resource groups like folders to organize and manage all your resources.

Subscription *	MVP
Resource Group *	BCInsights Create new

INSTANCE DETAILS

Name *	BCIns2
Region *	(US) East US 2
Resource Mode *	Classic **Workspace-based**

WORKSPACE DETAILS

Subscription *	MVP
*Log Analytics Workspace	(new) DefaultWorkspace-384b3e90-521f-4c6e-826d-13c6a509443a-EUS2 ...

Review + create « Previous **Next : Tags >**

Application Insights ...

Monitor web app performance and usage

Validation passed

Basics Tags **Review + create**

SUMMARY

Application Insights
by Microsoft

Subscription	MVP
Resource Group	BCInsights
Name	BCIns2
Region	East US 2
Workspace	DefaultWorkspace-384b3e90-521f-4c6e-826d-13c6a509443a-EUS2 [eastus2]

Environments > Production

Details | Active

Name	Application Family	Country/region	Azure Region
Production	Business Central	US	East US

Type	Application Insights Connection String (?)	Security Group
Production	InstrumentationKey=f0240e27-****-****-****-**********;IngestionEndpoint=https://eastus-8.in.applicationinsights.azure.com/ (Modify)	Business Central Production (Modify)

Set Application Insights Connection String

Enter the connection string for the Azure Monitor Application Insights resource, which you can get from the Azure Portal. This enables Business Central to send telemetry from this environment to Application Insights in Azure.
Go to Enable Sending Telemetry to Application Insights for more information.

Caution: Applying this connection string requires a restart to the environment. We recommend doing this when no users are active in Business Central.

Production

Enable Application Insights

Connection String *

InstrumentationKey=f0240e27-d0bf-4ddf-8083-7ff9687635c9;Ingestio...

Environments > Production

Details			Active ⓘ
Name Production	Application Family Business Central	Country/region US	Azure Region East US
Type Production	Application Insights Connection String (?) InstrumentationKey=f0240e27-****-****-****-**********;IngestionEndpoint=https://eastus-8.in.applicationinsights.azure.com/ (Modify)	Security Group Business Central Production (Modify)	

launch.json ● app.json ● AL HelloWorld.al 1

app.json > applicationInsightsConnectionString

```
1  {
2    "id": "e8c7fb05-2795-4f92-af76-9d0a6ce3f363",
3    "name": "ALProject17",
4    "publisher": "Default publisher",
5    "version": "1.0.0.0",
6    "brief": "",
7    "description": "",
8    "privacyStatement": "",
9    "EULA": "",
10   "help": "",
11   "url": "",
12   "logo": "",
13   "dependencies": [],
14   "screenshots": [],
15   "platform": "1.0.0.0",
16   "application": "19.0.0.0",
17   "idRanges": [
18     {
19       "from": 50100,
20       "to": 50149
21     }
22   ],
23   "resourceExposurePolicy": {
24     "allowDebugging": true,
25     "allowDownloadingSource": false,
26     "includeSourceInSymbolFile": false
27   },
28   "runtime": "8.0",
29   "applicationInsightsConnectionString": "InstrumentationKey=f[redacted]27-[redacted]4ddf-[redacted]-7[redacted]35
30 }
```

New Query 1

BCAppInsights | Select scope | Run | Time range : Last 24 hours | Save | Share | New alert rule

Tables | Queries | Functions

Search

Filter | Group by: Solution

Collapse all

Favorites

You can add favorites by clicking on the ☆ icon

Application Insights

```
1 Type your query here or click one of the queries to start
```

Queries History

Run | Time range : Last 3 days | Save | Share | New alert rule | Export

```
1 pageViews
```

Results | Chart

timestamp [UTC]	id	name	url
6/21/2022, 7:57:36.027 AM	6467f39143bc4342b92926a2e8c7de1c	Order Processor Role Center	
6/21/2022, 7:57:38.971 AM	c66031f0b3be4d1197b2a793b9d5f110	PageSearchForm	
6/21/2022, 7:57:47.196 AM	dd9bac364d8c4f3b9d295945d41a40fa	Return Reasons	
6/21/2022, 7:58:52.318 AM	54e09e65a5664a74b56dcdc21f6b2a52	PageSearchForm	

Columns

Run | Time range : Last 12 hours | Save | Share | New alert rule | Export | Pin to

```
1 traces
```

Results | Chart

timestamp [UTC]	message	severityLevel	itemType	cust
6/22/2022, 10:44:16.780 AM	Authentication with Web Servic...	1	trace	
6/22/2022, 10:44:16.812 AM	Web service called (Api): MS/a...	1	trace	
6/22/2022, 10:44:16.905 AM	Authentication with Web Servic...	1	trace	
6/22/2022, 10:44:16.905 AM	Authorization Succeeded (Ope...	1	trace	
6/22/2022, 10:44:16.937 AM	Web service called (Api): MS/a...	1	trace	
6/22/2022, 10:44:17.031 AM	Authorization Succeeded (Ope...	1	trace	

Columns

BCAppInsights | Diagnostic settings

Application Insights

Search (Ctrl+/)

- Application map
- Smart detection
- Live metrics
- Transaction search
- Availability
- Failures
- Performance
- Troubleshooting guides (preview)

Monitoring

- Alerts
- Metrics
- Diagnostic settings
- Logs
- Workbooks

Refresh Feedback

Diagnostic settings are used to configure streaming export of platform logs and metrics your choice. You may create up to five different diagnostic settings to send different log destinations. Learn more about diagnostic settings

Diagnostic settings

Name	Storage account	Event hub	Log Anal
Export traces to SA	bcexporttest	-	

+ Add diagnostic setting

Click 'Add Diagnostic setting' above to configure the collection of the following data:

- AppAvailabilityResults
- AppBrowserTimings
- AppEvents
- AppMetrics
- AppDependencies
- AppExceptions
- AppPageViews
- AppPerformanceCounters
- AppRequests
- AppSystemEvents
- AppTraces
- AllMetrics

Save Discard Delete Feedback

Diagnostic setting name * Export traces to SA

Logs

Category groups

- [ ] allLogs

Categories

	Retention (days)
[ ] AppAvailabilityResults	0
[ ] AppBrowserTimings	0
[ ] AppEvents	0
[ ] AppMetrics	0
[ ] AppDependencies	0
[ ] AppExceptions	0
[ ] AppPageViews	0
[ ] AppPerformanceCounters	0
[ ] AppRequests	0
[ ] AppSystemEvents	0
[x] AppTraces	0

Destination details

- [ ] Send to Log Analytics workspace
- [x] Archive to a storage account

You'll be charged normal data rates for storage and transactions when you send diagnostics to a storage account.

Showing all storage accounts including classic storage accounts

Location
East US

Subscription
MVP

Storage account *
bcexporttest

- [ ] Stream to an event hub
- [ ] Send to partner solution

Usage Charts

Billable data ingestion per solution (last 31 days)

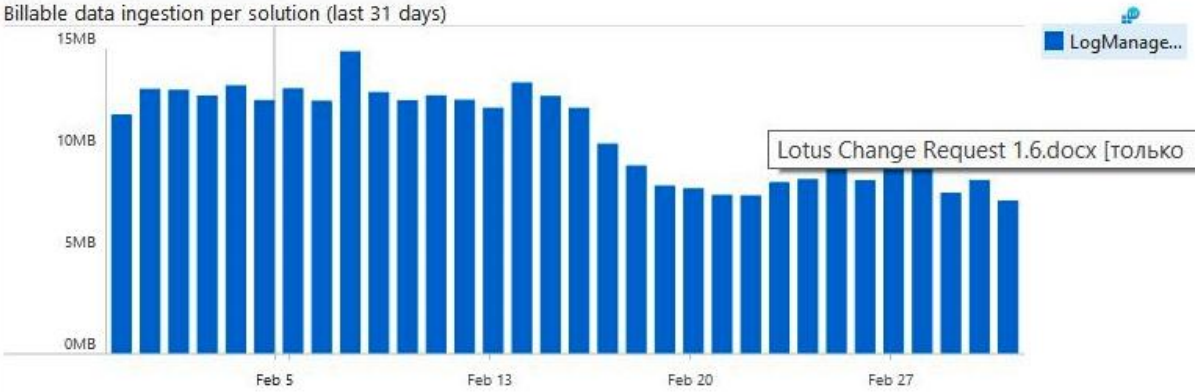

Data ingested per solution (last 90 days)

Category	Usage
LogManagement	860 MB

Data Retention

31 days of retention is included with your pricing plan. Longer retention will incur additional charges. Retention can also be configured individually for specific data types.

Data Retention (Days)

30

Retention for Application Insights data types default to 90 days and will get the workspace retention if it is over 90 days. To set the retention on these types to be less than 90 days, set the retention on each of these data types. Learn more.

OK

Daily cap

You can control your costs by applying a cap to the amount of data that you collect per day. Note that there can be some latency in applying the daily cap, so stopping data ingestion precisely at the specified cap cannot be guaranteed. The collection of security-related data types by Azure Sentinel or Azure Security Center (using the current pricing model) is not affected by this daily cap. (For workspaces on which Azure Security Center was enabled before June 19, 2017, security data types are capped like other data types.) Learn more

ON OFF

Be sure to create an alert so you know if your workspace is capped. Learn more

The daily volume cap is:

GB/day

Daily limit will be set at: 00:00 UTC

OK

Run | Time range : Custom | Save | Share | New alert rule | Export

```
1 traces
2 | where severityLevel == 3
```

Results | Chart | Columns | Display time (UTC+00:00) | Group columns

Completed. Showing results from the custom time range.

timestamp [UTC]	message	severityLevel
2/17/2022, 8:53:24.001 AM	Extension failed to install: Demo App 1 version 19.3.0.1 ...	3
2/17/2022, 8:55:23.003 ...	This is an error message test	3
2/17/2022, 8:57:14.589 AM	Task 1c02e4c7-314d-4ee5-90c9-fde3c080be36 main co...	3
2/12/2022, 6:31:19.053 PM	Task 02b8d45a-b2f4-4496-8c4c-f35ea6cae518 main co...	3

customDimensions	{"component":"Dynamics 365 Business Central Server","environmentType":"Producti
aadTenantId	d07e5f1b-f17c-4677-9214-ea7ee736e8df
authorizationStatus	Success
clientType	Background
companyName	CRONUS USA, Inc.
component	Dynamics 365 Business Central Server
componentVersion	20.0.39668.42066
environmentName	Production
environmentType	Production
eventId	RT0004
parentSessionClientType	UnknownClient
parentSessionId	NaN

```
1 traces
2 |   where customDimensions.eventId == 'RT0008' and customDimensions.httpStatusCode == 400
```

Results | Chart

timestamp [UTC]	message	severityLevel	itemType	customDimensions
6/22/2022, 8:31:29.260 AM	Web service called (Api): MS/ap...	1	trace	{"endpoint":"MS/api/
6/22/2022, 8:31:29.401 AM	Web service called (Api): MS/ap...	1	trace	{"endpoint":"MS/api/
6/22/2022, 8:31:29.417 AM	Web service called (Api): MS/ap...	1	trace	{"endpoint":"MS/api/
6/22/2022, 8:46:29.476 AM	Web service called (Api): MS/ap...	1	trace	{"endpoint":"MS/api/
6/22/2022, 8:46:29.603 AM	Web service called (Api): MS/ap...	1	trace	{"endpoint":"MS/api/
6/22/2022, 8:46:30.077 AM	Web service called (Api): MS/ap...	1	trace	{"endpoint":"MS/api/

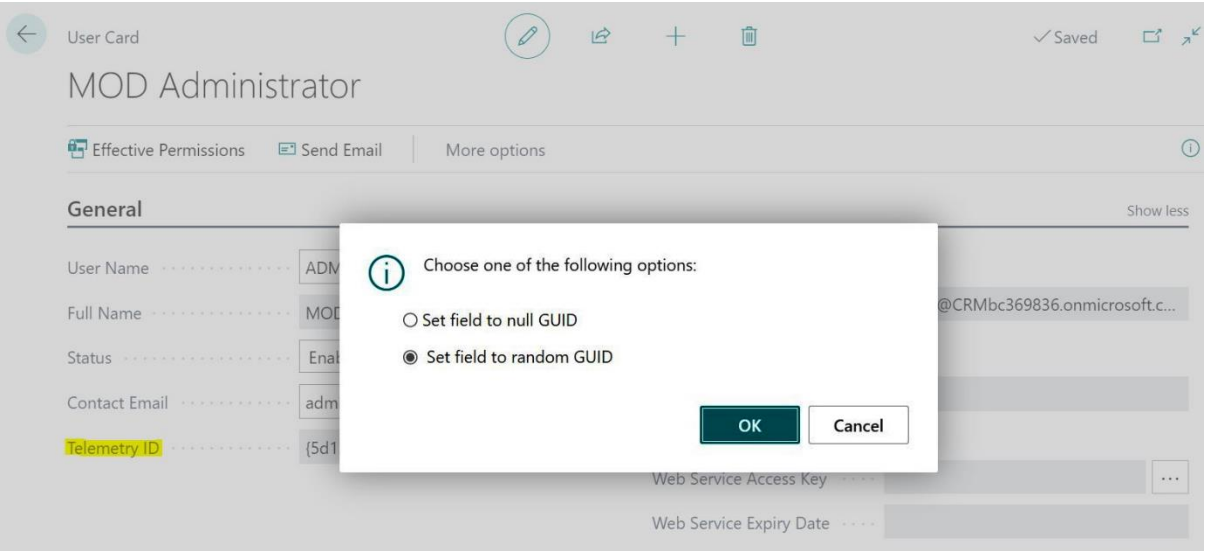

Run | Time range : Last hour | Save | Share | New alert rule | Export | Pin to | Format query

```
1 traces
```

Results | Chart | Columns | Display time (UTC+00:00) | Group columns

Completed. Showing results from the last hour.

timestamp [UTC]	message	severityLevel	itemType	customDimensions
2/14/2022, 8:48:05.594...	This is an error message test	3	trace	{"component":"Dynamics 365 Business Central Server","environ...

timestamp [UTC]	2022-02-14T08:48:05.594Z
message	This is an error message test
severityLevel	3
itemType	trace
customDimensions	{"component":"Dynamics 365 Business Central Server","environmentType":"Sandbox","eventId":"ALAB0001","telemetrySchemaVersion":"1.0","componentVersion":"19.0.

aadTenantId	d07e5f1b-f17c-4677-9214-ea7ee736e8df
alDataClassification	SystemMetadata
alObjectId	50100
alObjectName	AWR_CustomerListExt
alObjectType	PageExtension
alreason	critical error in code
alresult	failed

Chapter 5: Reported Outages and Operations

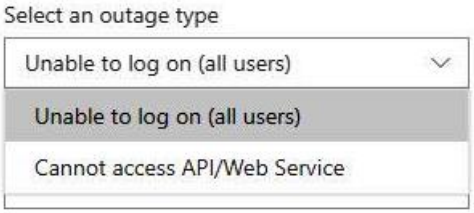

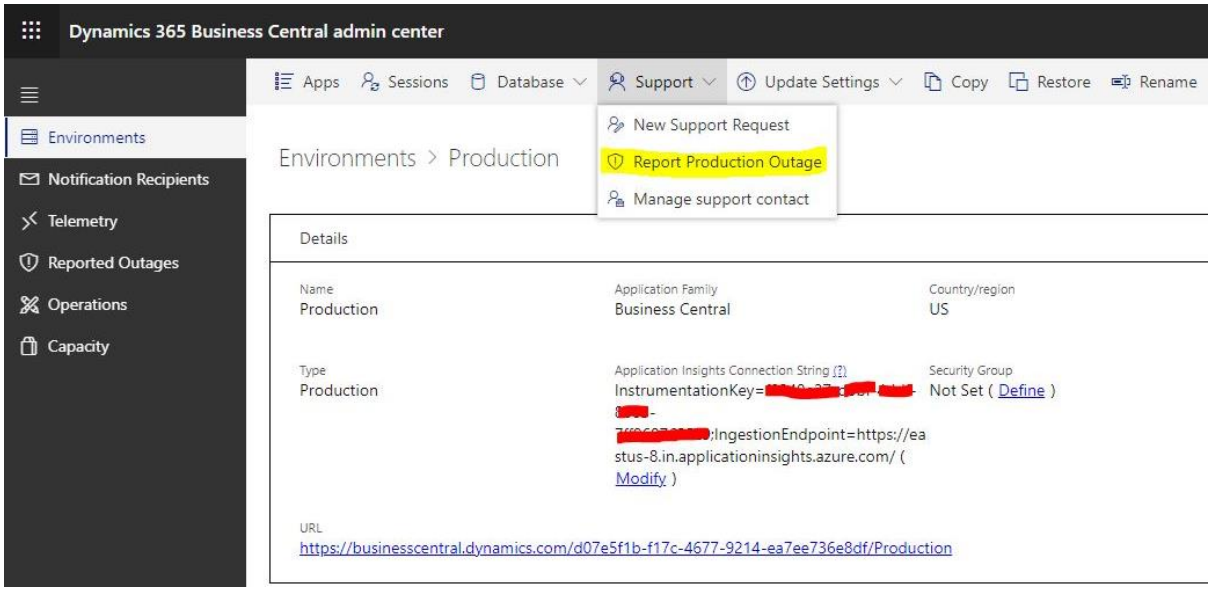

Report Production Outage

Fill out the form below to report an outage on this environment. This should only be used if you are experiencing an outage on a Production environment that cannot be mitigated by restarting the environment from the environment's Manage Sessions page. If you are experiencing an issue that is not an outage, please create a new support request from the Power Platform admin center.

Environment Name: Production

Application Family: Business Central

Select an outage type

Cannot access API/Web Service

First Name *

Andrey

Last Name *

Baludin

Email Address *

andrey.baludin@[redacted]

Phone Number *

+79119111111

Next Cancel

Report Production Outage

You can't sign in? Tell us what you've tried.

Have you tried a different browser?

Yes

Tell us about the different browsers you tried. *

Are you or other users able to log into any companies?

Yes

Tell us about the companies you are able to log into. *

Tell us about any errors users are receiving, including any correlation IDs. *

Tell us the date and time the outage began. *

02/19/2022 06:29 PM

By marking the checkbox, you consent to share your outage details with Microsoft. You should not include any personal data or other data that is subject to legal or regulatory compliance requirements in any description field.

Microsoft Privacy Statement

Report Cancel

Report Production Outage

You can't connect to a web service or API? Tell us what you've tried.

Which web service/API is not working? *

Tell us about any errors users are receiving, including any correlation IDs. *

Are users still able to access Business Central with the client?

Yes

Tell us the date and time the outage began. *

02/19/2022 06:06 PM

By marking the checkbox, you consent to share your outage details with Microsoft. You should not include any personal data or other data that is subject to legal or regulatory compliance requirements in any description field.

Microsoft Privacy Statement

Report Cancel

Dynamics 365 Business Central admin center

Environments

Notification Recipients

Telemetry

Reported Outages

Operations

Capacity

Reported Production Outages

View outages for the last:

7 Days 14 Days 30 Days All

Ticket ID	Created Date	Name	Version	Outage Type

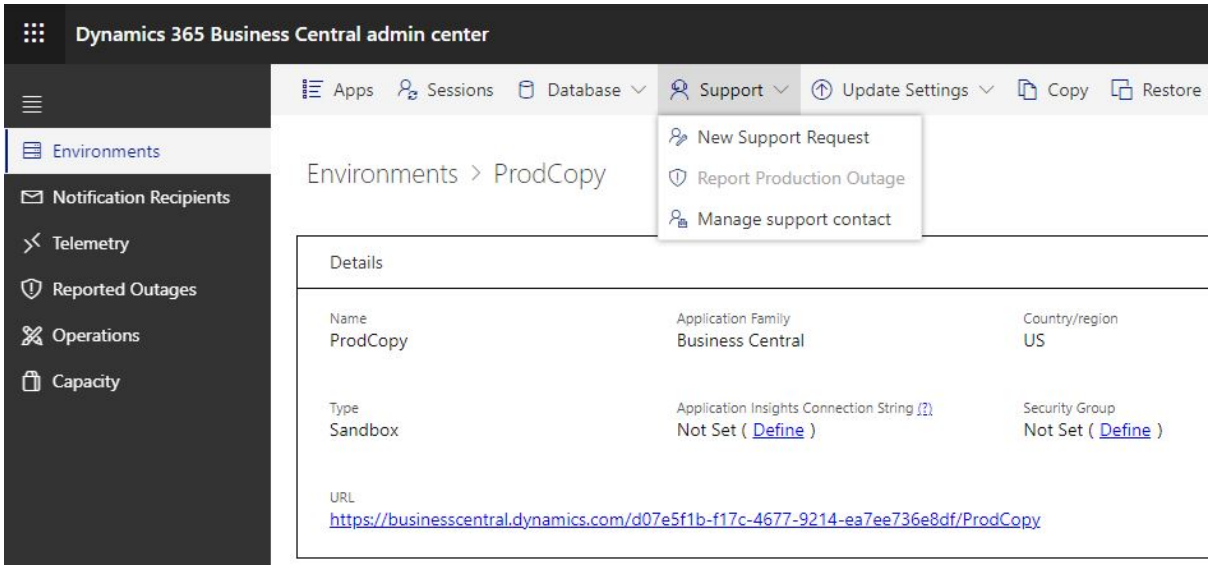
Dynamics 365 Business Central admin center
Apps
Sessions
Database
Support
Update Settings
Copy
Restore
Environments
Notification Recipients
Telemetry
Reported Outages
Operations
Capacity
New Support Request
Report Production Outage
Manage support contact
Environments > ProdCopy
Details
Name
ProdCopy
Application Family
Business Central
Country/region
US
Type
Sandbox
Application Insights Connection String (?)
Not Set (Define)
Security Group
Not Set (Define)
URL
https://businesscentral.dynamics.com/d07e5f1b-f17c-4677-9214-ea7ee736e8df/ProdCopy

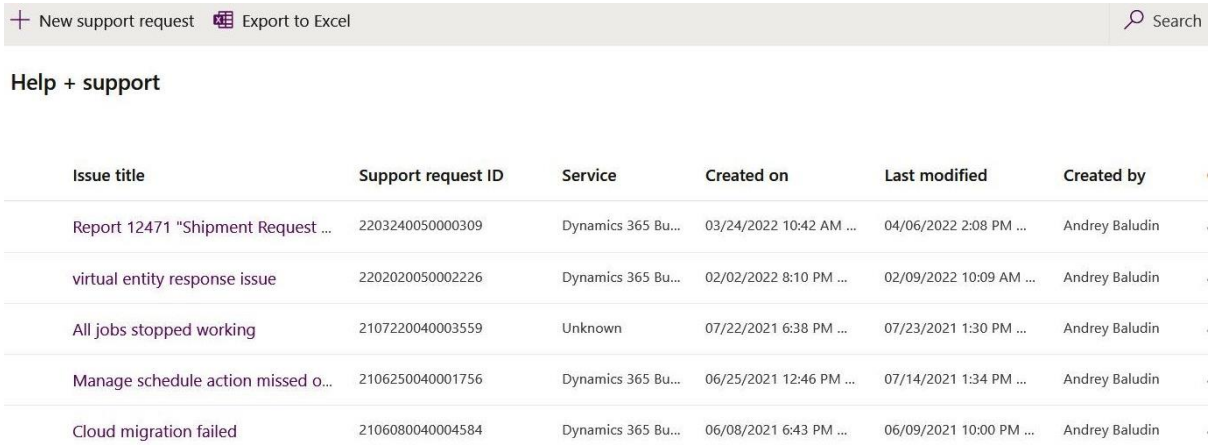
New support request
Export to Excel
Search
Help + support
Issue title
Support request ID
Service
Created on
Last modified
Created by
Report 12471 "Shipment Request ...
2203240050000309
Dynamics 365 Bu...
03/24/2022 10:42 AM ...
04/06/2022 2:08 PM ...
Andrey Baludin
virtual entity response issue
2202020050002226
Dynamics 365 Bu...
02/02/2022 8:10 PM ...
02/09/2022 10:09 AM ...
Andrey Baludin
All jobs stopped working
2107220040003559
Unknown
07/22/2021 6:38 PM ...
07/23/2021 1:30 PM ...
Andrey Baludin
Manage schedule action missed o...
2106250040001756
Dynamics 365 Bu...
06/25/2021 12:46 PM ...
07/14/2021 1:34 PM ...
Andrey Baludin
Cloud migration failed
2106080040004584
Dynamics 365 Bu...
06/08/2021 6:43 PM ...
06/09/2021 10:00 PM ...
Andrey Baludin

If you are a Microsoft partner or delegated admin, request support at Partner Center.

Basics Solutions Details Contact info

Tell us about the issue

What product were you using when the issue occurred? *

Dynamics 365 Business Central

Problem type *

Integration

Problem subtype *

Power Platform

Environment *

production - PRODUCTION

It looks like our new virtual agent can help you resolve this problem, would you like to try it?

Open the Virtual Agent

Tell us what you need help with

Text will be used for support purposes. Do not include personal data or confidential/proprietary information.

connection problem

238/256 characters remaining

See solutions Cancel

Legal | Privacy

Basics **Solutions** Details Contact info

Learn more about

- Troubleshooting: SQL Server Connection Problems - Business ...
  Double-click the executable file to select it and to exit the Browse window, and then choose OK to close the Add a Program window. Choose OK to close Windows Firewall. After exiting SQL Server

- Microsoft Dynamics 365 Business Central Server Events ...
  For more information, see Configuring Business Central Server and Troubleshooting: SQL Server Connection Problems. 217: Information: 13: Operational: Remarks: This event ID is used for various

- Managing technical support - Business Central | Microsoft Docs
  In this article. When users report a problem with Business Central, superusers or the internal administrator can often find a solution. The internal administrator can find technical information in the

Was this helpful?

Yes No

Didn't find your solution here? Launch the Virtual Agent to get help.

Open the Virtual Agent

Next Cancel

Legal | Privacy

Basics Solutions **Details** Contact info

Support plan information

Support plan *

[redacted]

Additional information

How severe is this issue? *

C - Minimal impact

Response within four business hours. Your timezone is UTC +03:00 MSK

Issue title *

test case

Issue description *

test issue

Is the problem you're reporting related to a recent service change? *

N/A

Attach files (20 MB limit)

Next Cancel

Legal | Privacy

Basics Solutions Details **Contact info**

Contact information for this request

Country/region *

Россия

Email address *

[redacted]

CC these people on all emails for this support request

[redacted]

Phone number *

+7[redacted]

Best way to reach you

- (●) Phone
- ( ) Email

Submit **Cancel**

Legal | Privacy

Ср 02.02.2022 20:11

Microsoft Support <support@microsoftsupport.com>

Case [redacted] Your question was succe... - TrackingID#[redacted]

ому Andrey Baludin

опия Andrey Baludin

Microsoft Support

Thank you. Your question was successfully submitted to Microsoft Support.

Please keep in mind: microsoftsupport.com and microsoft.com are both valid email domains used for communications related to your support request.

Incident title:	[redacted]
Support request number:	[redacted]
Severity rating:	B
Expect response within:	2
Contact preference:	Phone
Name:	Andrey Baludin
Email address:	andrey.baludin[redacted]
Contact numbers:	+7[redacted]

Thank you,
Microsoft Support

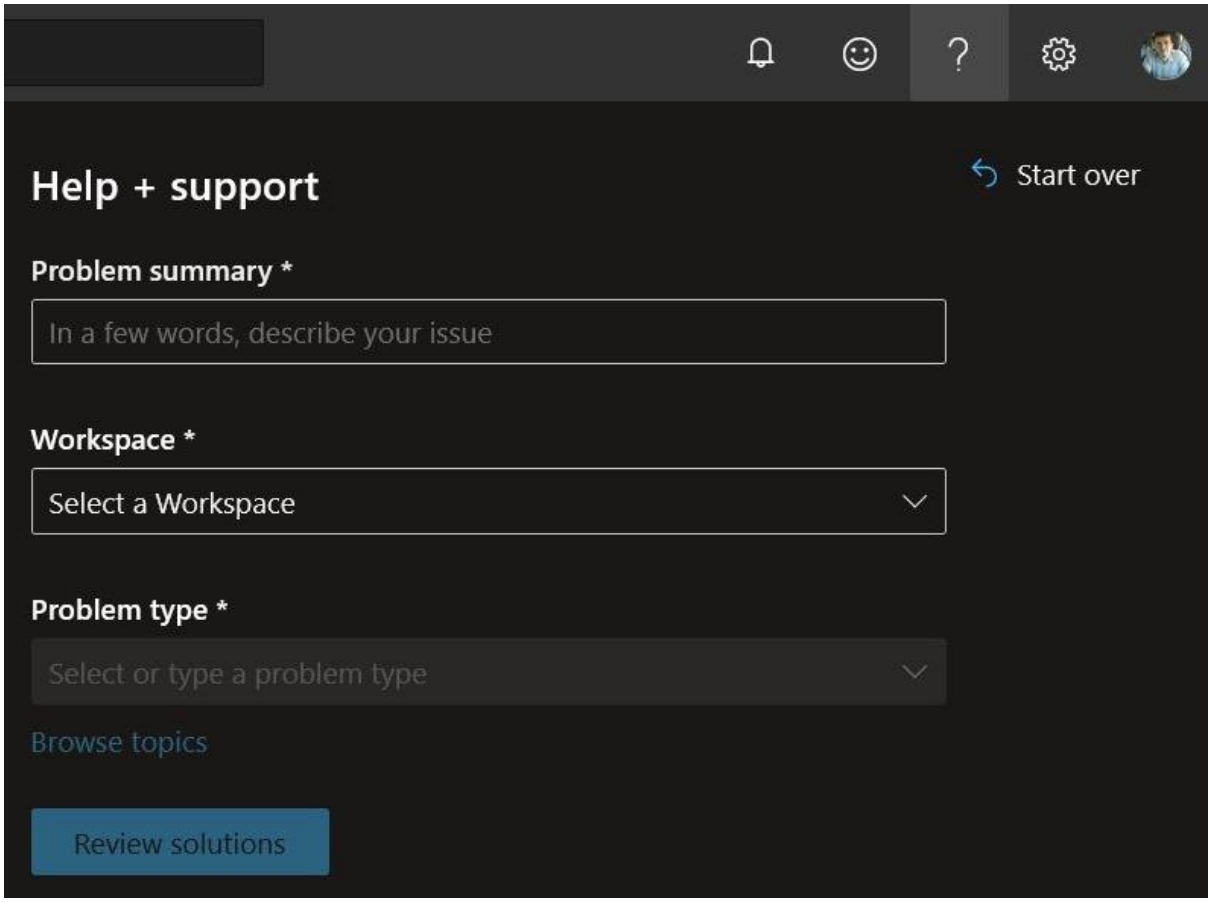
Help + support
Start over
Problem summary *
In a few words, describe your issue
Workspace *
Select a Workspace
Problem type *
Select or type a problem type
Browse topics
Review solutions

Chapter 6: Tenant Capacity Management

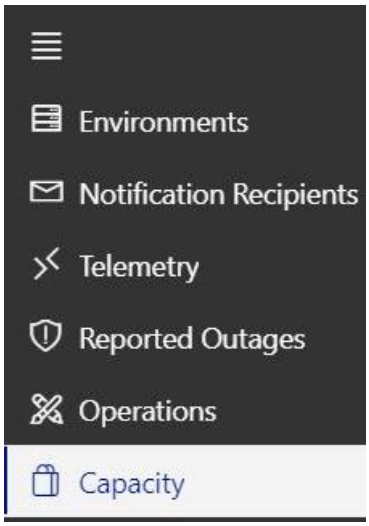

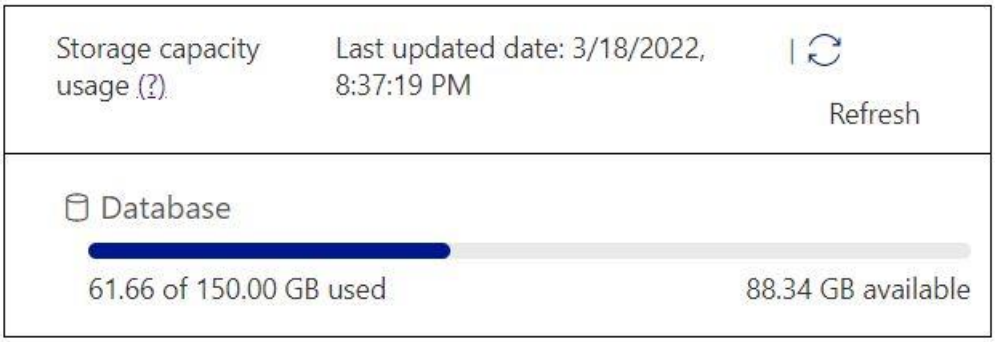

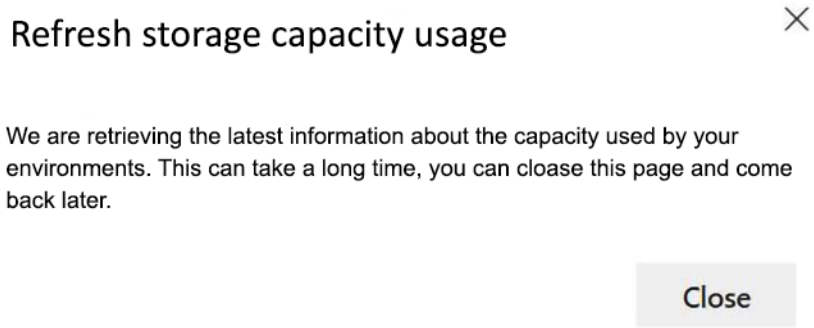

Storage capacity, by source (?)

Source	Database (in GB)
Org (tenant) default	80.00
User licenses	66.00
Additional capacity	4.00
Total	150.00

Environment quota usage

Quota of environments

Production

2 of 2 used — 0 available

Sandbox

5 of 6 used — 1 available

Storage usage by environment

Environment	Type	Country/region	Database usage (i...	Storage per table
Sandbox	Sandbox	US	0.05	List of tables
v20	Sandbox	US	0.05	List of tables
Production	Production	US	0.05	List of tables
ProdCopy	Sandbox	US	0.05	List of tables

Table Information: All | Search | Data Administration

Company Name	Table Name	Table No.	No. of Records	Record Size	Size (KB) ↓	Data Size (KB)	Index Size (KB)	Compressi...
My Company	CRM Integration...	5331	8360438	209.69	6231312	1712048	4519264	Page
My Company	Integration Reco...	5151	8571927	130.33	4410624	1091032	3319592	Page
My Company	G/L Entry	17	5208930	121.00	2345000	615488	1729512	Page
My Company	Value Entry	5802	2655179	229.97	2184704	596312	1588392	Page
My Company	Item Ledger Entry	32	1195104	203.40	1061920	237392	824528	Page

Data Administration

Use the Refresh action to update the data on the page. For large databases this can t... Refre... | Schedule background refr... | Don't show ag...

Data Administration Guide | Refresh | Actions | Related | Fewer options

Table Size

Table Name	Company Name	No. of Records	Data Size (KB) ↓	Last Period Size (30D)	Growth % (30D)
CRM Integration Record	My Company	8360438	1712048	1712048	0.00
Integration Record	My Company	8571927	1091032	1091032	0.00
[redacted]	My Company	3984762	702056	702056	0.00
G/L Entry	My Company	5208930	615488	615484	0.00
Value Entry	My Company	2655179	596312	596252	0.00
Report Inbox	My Company	1108	399280	399280	0.00

Company Size

Company Name	Size (KB) ↓
My Company	22952592
UAT	148024
(Cross-Company Data)	84848
Total (KB)	23185464

Data Administration

Data Administration Guide | Refresh | Actions | Related | Fewer options

Schedule Background Refresh | Data Cleanup | Date Compression

A job queue entry that runs daily to refresh the table information cache was created.

Job Queue Entries

Search | New | Edit List | Delete | Edit | View | Show Error ...

Status	User ID	Object Type to Run	Object ID to Run	Object Caption to Run	Descriptior
Ready	BCBUILD100V3196\LOCALUSER	Report	1511	Delegate Approval Requests	Auto-crea
Ready	BCBUILD100V3196\LOCALUSER	Codeunit	6700	O365 Sync. Management	Auto-crea
Ready	BCBUILD100V3196\LOCALUSER	Codeunit	842	Cash Flow Forecast Update	Cash Flov
Ready	ADMIN	Codeunit	1350	Telemetry Management	
→ Ready	ADMIN	Codeunit	8701	Table Information Cache	

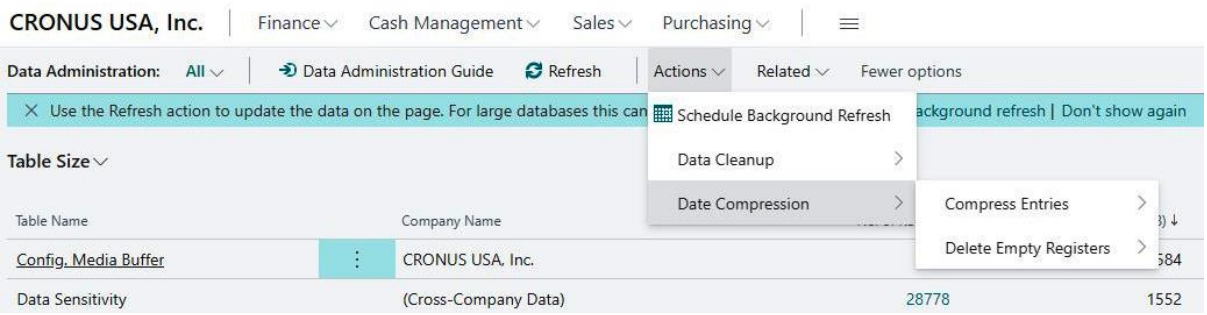

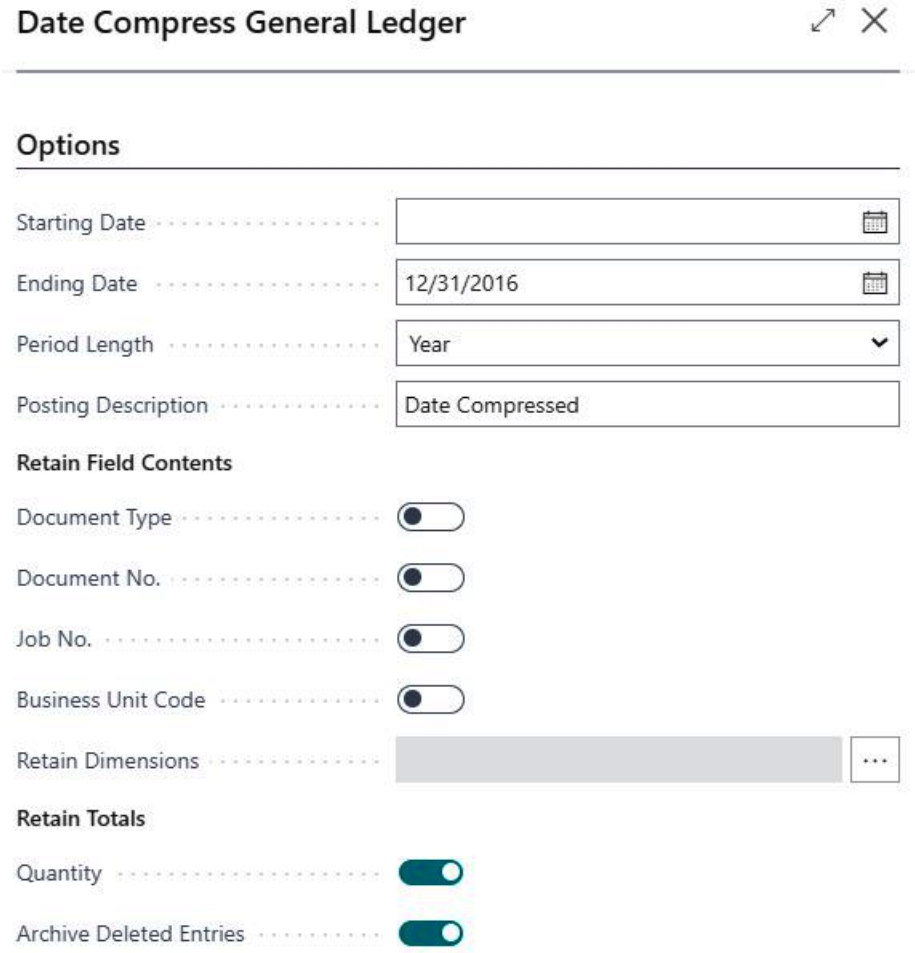

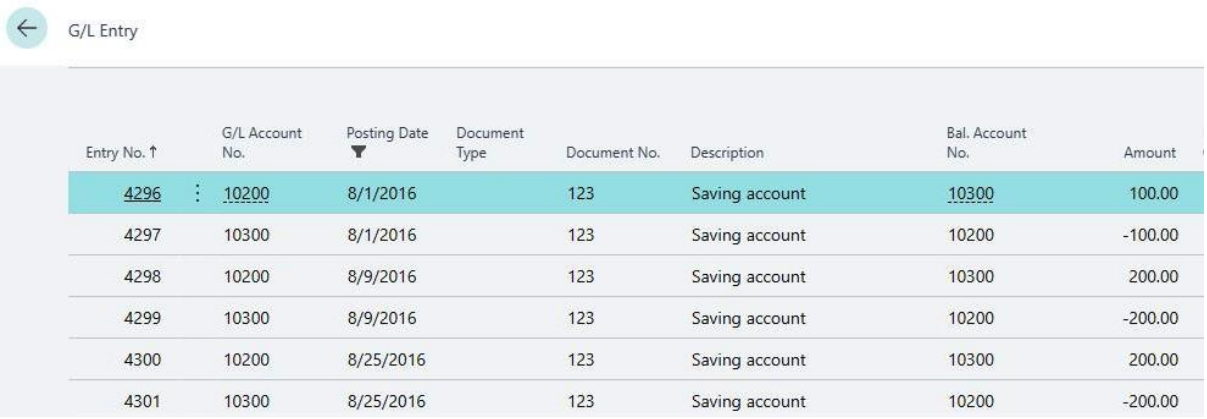

Entry No. ↑	G/L Account No.	Posting Date	Document Type	Document No.	Description	Bal. Account No.	Amount
4296	10200	8/1/2016		123	Saving account	10300	100.00
4297	10300	8/1/2016		123	Saving account	10200	-100.00
4298	10200	8/9/2016		123	Saving account	10300	200.00
4299	10300	8/9/2016		123	Saving account	10200	-200.00
4300	10200	8/25/2016		123	Saving account	10300	200.00
4301	10300	8/25/2016		123	Saving account	10200	-200.00

G/L Entry

Entry No. ↑	G/L Account No.	Posting Date	Document Type	Document No.	Description	Bal. Account No.	Amount
4302	10200	1/1/2016			Date Compressed		500.00
4303	10300	1/1/2016			Date Compressed		-500.00

Data Administration Guide

Date Compression: Select entries

Choose which entries you would like to date compress:

- G/L Entries
- Tax Entries
- Bank Account Ledger Entries
- G/L Budget Entries
- Customer Ledger Entries
- Vendor Ledger Entries
- Resource Ledger Entries

Previous | Next

Retention Policies

Search | + New | Manage | Process | Navigate

Table Id ↑	Table Caption	Enabled	Manual	Retention Period
405	Change Log Entry	☐	☐	
3905	Retention Policy Log Entry	☐	☐	SIX MONTHS
5338	Integration Synch. Job	☐	☐	ONE MONTH
5339	Integration Synch. Job Errors	☐	☐	ONE MONTH

Retention Policy

✓Saved

Change Log Entry

Process Navigate

General

Show less

Table Id	405	Table Caption	Change Log Entry
Table Name	Change Log Entry		

Retention Policy

Show less

Retention Period		Expired Records	0
Manual	○	Date Field No.	2000000001
Enabled	●	Date Field Name	SystemCreatedAt
Apply to all records	○	Date Field Caption	Created At

Record Retention Policy | Manage

	Table Filter Text		Retention Period	Keep Last Document Version	Enabled	Locked
	Protected: Yes		NEVER DELETE	☐	☑	☑
→	Field Log Entry Feature: Monitor Sensitive Fields|All	⋮	28 DAYS	☐	☑	☑

Job Queue Entries

✓Saved

Search | + New | Edit List | Delete | Edit | View | Show Error ···

	Status	User ID	Object Type to Run	Object ID to Run	Object Caption to Run	Descriptior
	Ready	BCBUILD100V3196\LOCALUSER	Report	1511	Delegate Approval Requests	Auto-cre
	Ready	BCBUILD100V3196\LOCALUSER	Codeunit	6700	O365 Sync. Management	Auto-cre
	Ready	BCBUILD100V3196\LOCALUSER	Codeunit	842	Cash Flow Forecast Update	Cash Flo
	Ready	ADMIN	Codeunit	1350	Telemetry Management	
	Ready	ADMIN	Codeunit	8701	Table Information Cache	
→	Ready ⋮	ADMIN	Codeunit	3997	Retention Policy JQ	

App reg

All | Services (33) | Documentation (28) | Resources (0)

Azure Active Directory (0)

Services

App registrations
Keywords: **app registration** Keywords: **app registrations**

App Services
Keywords: **app service** Keywords: web **app** Keywords: web**app** Keywords: web **appli**...

App Service Certificates
Keywords: **app service** Resource type: Microsoft.C**ertificateRegistration**/c**ertificateO**...

App Service Domains
Keywords: **app service** Resource type: Microsoft.Domain**Registration**/domains

Register an application

The user-facing display name for this application (this can be changed later).

BCAppReg

Supported account types

Who can use this application or access this API?

- ○ Accounts in this organizational directory only (Reima only - Single tenant)
- ◉ Accounts in any organizational directory (Any Azure AD directory - Multitenant)
- ○ Accounts in any organizational directory (Any Azure AD directory - Multitenant) and personal Microsoft accounts (e.g. Skype, Xbox)
- ○ Personal Microsoft accounts only

Help me choose...

Redirect URI (optional)

We'll return the authentication response to this URI after successfully authenticating the user. Providing this now is optional and it can be changed later, but a value is required for most authentication scenarios.

Public client/native (mobile ... | BusinessCentralWebServiceClient://auth

By proceeding, you agree to the Microsoft Platform Policies

Register

Delete | Endpoints | Preview features

Essentials

Display name	: Business Central	Client credentials	: 0 certificate, 1 secret
Application (client) ID	: 810debd2-630d-4c3d-b645-bae2c8694d23	Redirect URIs	: 1 web, 0 spa, 1 public client
Object ID	: 3c3fbb9d-9a46-4d76-9fb8-ec4223ce6573	Application ID URI	: Add an Application ID URI
Directory (tenant) ID	: d07e5f1b-f17c-4677-9214-ea7ee736e8df	Managed application in l...	: Business Central
Supported account types	: Multiple organizations		

Business Central | API permissions

Search (Ctrl+/)

- Overview
- Quickstart
- Integration assistant

Manage

- Branding & properties
- Authentication
- Certificates & secrets
- Token configuration
- API permissions

Refresh | Got feedback?

Starting November 9th, 2020 end users will no longer be able to grant consent to newly

The "Admin consent required" column shows the default value for an organization. Howe organization, or in organizations where this app will be used. Learn more

Configured permissions

Applications are authorized to call APIs when they are granted permissions by users/admi all the permissions the application needs. Learn more about permissions and consent

+ Add a permission | ✓ Grant admin consent for Contoso

Request API permissions

Select an API

Microsoft APIs | APIs my organization uses | My APIs

Commonly used Microsoft APIs

Microsoft Graph
Take advantage of the tremendous amount of data in Office 365, Enterprise Mobility + Security, and Windows 10. Access Azure AD, Excel, Intune, Outlook/Exchange, OneDrive, OneNote, SharePoint, Planner, and more through a single endpoint.

Azure Communication Services
Rich communication experiences with the same secure CPaaS platform used by Microsoft Teams

Azure Rights Management Services
Allow validated users to read and write protected content

Azure Service Management
Programmatic access to much of the functionality available through the Azure portal

Data Export Service for Microsoft Dynamics 365
Export data from Microsoft Dynamics CRM organization to an external destination

Dynamics 365 Business Central
Programmatic access to data and functionality in Dynamics 365 Business Central

Dynamics CRM
Access the capabilities of CRM business software and ERP systems

What type of permissions does your application require?

Delegated permissions
Your application needs to access the API as the signed-in user.

Application permissions
Your application runs as a background service or daemon without a signed-in user.

Select permissions — expand all

Start typing a permission to filter these results

The "Admin consent required" column shows the default value for an organization. However, user consent can be customized per permission, user, or app. This column may not reflect the value in your organization, or in organizations where this app will be used. Learn more

Permission	Admin consent required
Other permissions (1)	
☑ user_impersonation Access as the signed-in user	No
Financials (1)	
☑ Financials.ReadWrite.All Access Dynamics 365 Business Central as the signed-in user	No

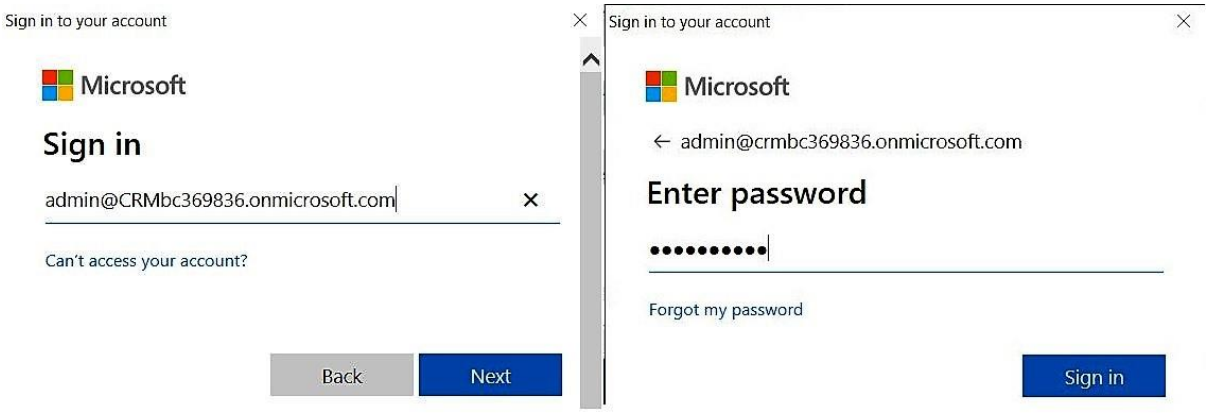


```
$response = Invoke-WebRequest `
    -Method Get `
    -Uri    "https://api.businesscentral.dynamics.com/admin/v2.11/applications/environments" `
    -Headers @{Authorization=("Bearer $token")}
Write-Host (ConvertTo-Json (ConvertFrom-Json $response.Content))
{
    "value":  [
                {
                    "friendlyName":  "CRMbc369836-v20",
                    "type":  "Sandbox",
                    "name":  "v20-2",
                    "countryCode":  "US",
                    "applicationFamily":  "BusinessCentral",
                    "aadTenantId":  "d07e5f1b-f17c-4677-9214-ea7ee736e8df",
                    "applicationVersion":  "20.0.36751.0 (Preview)",
                    "status":  "Active",
                    "webClientLoginUrl":  "https://businesscentral.dynamics.com/d07e5f1b-f17c-4677-9214-ea7ee736e8df/v20-2",
                    "webServiceUrl":  "https://api.businesscentral.dynamics.com/v2.0/d07e5f1b-f17c-4677-9214-ea7ee736e8df/v20-2",
                    "locationName":  "East US",
                    "platformVersion":  "20.0",
                    "databaseSize":  "@{value=327155712.0; unit=Byte}",
                    "ringName":  "Preview",
                    "appInsightsKey":  ""
                },
                {
                    "friendlyName":  "CRMbc369836-ProdCopy",
                    "type":  "Sandbox",
                    "name":  "ProdCopy",
                    "countryCode":  "US",
                    "applicationFamily":  "BusinessCentral",
                    "aadTenantId":  "d07e5f1b-f17c-4677-9214-ea7ee736e8df",
                    "applicationVersion":  "19.5.36567.36634",
                    "status":  "Active",
                    "webClientLoginUrl":  "https://businesscentral.dynamics.com/d07e5f1b-f17c-4677-9214-ea7ee736e8df/ProdCopy",
                    "webServiceUrl":  "https://api.businesscentral.dynamics.com/v2.0/d07e5f1b-f17c-4677-9214-ea7ee736e8df/ProdCopy",
                    "locationName":  "South Central US",
                    "platformVersion":  "19.5",
                    "databaseSize":  "@{value=344981504.0; unit=Byte}",
                    "ringName":  "Production",
                    "appInsightsKey":  ""
                },
```

```
PS C:\Windows\system32> $response = Invoke-WebRequest
    -Method Delete `
    -Uri    https://api.businesscentral.dynamics.com/admin/v2.11/applications/businesscentral/environments/ProdCopy
    -Headers @{Authorization=("Bearer $Token")}
Write-Host (ConvertTo-Json (ConvertFrom-Json $response.Content))
{
    "id":  "57e38905-918b-47b6-8cf7-04bd49d0badc",
    "type":  "delete",
    "status":  "scheduled",
    "aadTenantId":  "d07e5f1b-f17c-4677-9214-ea7ee736e8df",
    "createdOn":  "2022-04-06T07:57:24.267Z",
    "createdBy":  "admin@CRMbc369836.onmicrosoft.com",
    "errorMessage":  "",
    "parameters":  {
                        "environmentName":  "ProdCopy",
                        "environmentType":  "sandbox",
                        "productFamily":  "BusinessCentral",
                        "countryCode":  "US",
                        "applicationVersion":  "19.5.36567.36634"
                    },
    "environmentName":  "ProdCopy",
    "environmentType":  "Sandbox",
    "productFamily":  "BusinessCentral"
}
```

https://api.businesscentral.dynamics.com/admin/v2.11/applications/environments

Save

GET | https://api.businesscentral.dynamics.com/admin/v2.11/applications/environments | Send

Params | Authorization ● | Headers (8) | Body | Pre-request Script | Tests | Settings | Cookies

Query Params

KEY	VALUE	DESCRIPTION	•••	Bulk Edit
Key	Value	Description		

GET | https://api.businesscentral.dynamics.com/admi

Params | Authorization ● | Headers (8) | Body | Pre-reque

Type: OAuth 2.0

The authorization data will be automatically generated when you send the request.
Learn more about authorization ↗

Add authorization data to: Request Headers

Heads using

Current Toke

This access

Access Tok

Configuration Options ● | Advanced Options

Token Name: BC

Grant Type: Authorization Code

Callback URL: BusinessCentralWebServiceClient://auth

☐ Authorize using browser

Auth URL: https://login.windows.net/d07e5f1b-f17c-4...

Access Token URL: https://login.windows.net/d07e5f1b-f17c-4...

Client ID: 810debd2-630d-4c3d-b645-bae2c869...

Client Secret: Client Secret

Scope: e.g. read:org

State: State

Client Authentication: Send client credentials in body

Token Details

Use Token

Token Name: BC

Access Token:

eyJ0eXAiOiJKV1QiLCJhbGciOiJSUzI1NiIsIng1dCI6IjJaUXBKM1VwY
mpBWVhZR2FYRUpsOGxWMFRPSSIsImtpZCI6IjJaUXBKM1VwYmp
BWVhZR2FYRUpsOGxWMFRPSSJ9.eyJhdWQiOiJodHRwczovL2Fw
aS5idXNpbmVzc2NlbnRyYWwuZHluYW1pY3MuY29tIiwiaXNzIjoiaH
R0cHM6Ly9zdHMud2luZG93cy5uZXQvZDA3ZTVmMWItZjE3Yy00
Njc3LTkyMTQtZWE3ZWU3MzZlOGRmLyIsImlhdCI6MTY1NjAwMDA
1MiwibmJmIjoxNjU2MDAwMDUyLCJleHAiOjE2NTYwMDU1MDUsIm
FjciI6IjEiLCJhaW8iOiJBU1FBMi84VEFBQUFid2JKVU4vdk1LdTIPcIB
HcU5GRG10L3FaaGFoNTFZOWk2SlVobTV6RDEwPSIsImFtciI6WyJ
wd2QiXSwiYXBwaWQiOiI4MTBkZWJkMi02MzBkLTRjM2QtYjY0NS1i
YWUyYzg2OTRkMjMiLCJhcHBpZGFjciI6IjAiLCJmYW1pbHlfbmFtZSI
6IkFkbWluaXN0cmF0b3IiLCJnaXZlbI9uYW1lIjoiTU9EIiwiaXBhZGRyIj
oiMTg4LjE2Mi42NS4xMDUiLCJuYW1lIjoiTU9EIEFkbWluaXN0cmF0
b3IiLCJvaWQiOiI1MWMxNmQ0OC1mM2YwLTQ5NjQtOWIyMC05Z

Body | Cookies | Headers (11) | Test Results

Status: 200 OK | Time: 1679 ms | Size: 2.45 KB

Pretty | Raw | Preview | Visualize | JSON


```
{
    "value": [
        {
            "friendlyName": "CRMbc369836-v20-3",
            "type": "Sandbox",
            "name": "v20-3",
            "countryCode": "US",
            "applicationFamily": "BusinessCentral",
            "aadTenantId": "d07e5f1b-f17c-4677-9214-ea7ee736e8df",
            "applicationVersion": "20.1.39764.39901",
            "status": "Active",
            "webClientLoginUrl": "https://businesscentral.dynamics.com/d07e5f1b-f17c-4677-9214-ea7ee736e8df/v20-3",
            "webServiceUrl": "https://api.businesscentral.dynamics.com/v2.0/d07e5f1b-f17c-4677-9214-ea7ee736e8df/v20-3",
            "locationName": "South Central US",
            "platformVersion": "20.1",
            "databaseSize": {
                "value": 617611264.0,
                "unit": "Byte"
            },
```


https://api.businesscentral.dynamics.com/admin/v2.11/applications/businesscentral/environments/v20-3

DELETE | https://api.businesscentral.dynamics.com/admin/v2.11/applications/businesscentral/environments/v20-3

Params | Authorization ● | Headers (8) | Body | Pre-request Script | Tests | Settings

Query Params

KEY	VALUE
Key	Value

Body Cookies Headers (11) Test Results Status: 202 Accepted

Pretty Raw Preview Visualize JSON


```
{
    "id": "cd041c10-ddeb-40c2-8f9a-ffd1c5db35a4",
    "type": "delete",
    "status": "scheduled",
    "aadTenantId": "d07e5f1b-f17c-4677-9214-ea7ee736e8df",
    "createdOn": "2022-06-23T16:13:28.627Z",
    "createdBy": "admin@CRMbc369836.onmicrosoft.com",
    "errorMessage": "",
    "parameters": {
        "environmentName": "v20-3",
        "environmentType": "Sandbox",
        "productFamily": "BusinessCentral",
        "countryCode": "US",
        "applicationVersion": "20.1.39764.39901"
    },
    "environmentName": "v20-3",
    "environmentType": "Sandbox",
    "productFamily": "BusinessCentral"
}
```


https://api.businesscentral.dynamics.com/admin/v2.11/applications/businesscentral/environments/v20-3

PUT https://api.businesscentral.dynamics.com/admin/v2.11/applications/businesscentral/environments/v20-3

Params Authorization Headers (11) Body Pre-request Script Tests Settings

Headers 10 hidden

	KEY	VALUE
☑	Content-Type	application/json
	Key	Value

Params Authorization Headers (11) Body Pre-request Script Tests Settings

none form-data x-www-form-urlencoded raw binary GraphQL JSON


```
{
    "EnvironmentType": "Sandbox",
    "CountryCode": "US"
}
```

Body Cookies Headers (11) Test Results Status: 202 Accepted

Pretty Raw Preview Visualize JSON


```
{
    "id": "00db5a5e-af1c-456e-ae7c-b1ae712e7991",
    "type": "create",
    "status": "scheduled",
    "aadTenantId": "d07e5f1b-f17c-4677-9214-ea7ee736e8df",
    "createdOn": "2022-06-23T16:17:20.237Z",
    "createdBy": "admin@CRMbc369836.onmicrosoft.com",
    "errorMessage": "",
    "parameters": {
        "destinationEnvironmentName": "v20-3",
        "destinationEnvironmentType": "Sandbox",
        "applicationVersion": "20.2.41144.41547",
        "countryCode": "US"
    },
    "environmentName": "v20-3",
    "environmentType": "Sandbox",
    "productFamily": "BusinessCentral"
}
```


Body Cookies Headers (11) Test Results Status: 200 OK

Pretty Raw Preview Visualize JSON


```
{
    "value": [
        {
            "id": "feeb3504-556e-4790-b28d-a2b9ce302d81",
            "name": "Dynamics GP Intelligent Cloud",
            "publisher": "Microsoft",
            "version": "20.2.41144.41959",
            "state": "installed"
        },
        {
            "id": "fbb56a54-4f3b-4d2f-9330-ed8921ec4ec7",
            "name": "_Exclude_SyncBaseApp_",
            "publisher": "Microsoft",
            "version": "20.2.41144.41959",
            "state": "installed"
        },
```

POST https://api.businesscentral.dynamics.com/admin/v2.11/applications/businesscentral/environments/v20-3/Apps/ec255f57-31d0-4ca2-b7

Params Authorization Headers (10) Body Pre-request Script Tests Settings

none form-data x-www-form-urlencoded raw binary GraphQL

This request does not have a body

Body Cookies Headers (11) Test Results Status: 200 OK

Pretty Raw Preview Visualize JSON


```
{
    "id": "daa755d8-a588-4ab9-897e-ea8bbb0b8b48",
    "type": "uninstall",
    "sourceAppVersion": "20.2.41144.41959",
    "targetAppVersion": "",
    "status": "scheduled",
    "createdOn": "2022-06-23T16:29:09.2647552Z",
    "errorMessage": "",
    "createdBy": "admin@CRMbc369836.onmicrosoft.com"
}
```


PUT https://api.businesscentral.dynamics.com/admin/v2.8/applications/businesscentral/environments/v20-3/settings/upgrade

Params Authorization Headers (11) Body Pre-request Script Tests Settings

none form-data x-www-form-urlencoded raw binary GraphQL JSON


```
{
    "preferredStartTimeUtc": "2022-06-23T12:00:00Z",
    "preferredEndTimeUtc": "2022-06-23T18:00:00Z"
}
```


Body Cookies Headers (11) Test Results Status: 200 OK

Pretty Raw Preview Visualize JSON


```
{
    "preferredStartTimeUtc": "2022-06-23T12:00:00Z",
    "preferredEndTimeUtc": "2022-06-23T18:00:00Z"
}
```

https://api.businesscentral.dynamics.com/admin/v2.8/settings/notification/recipients

PUT https://api.businesscentral.dynamics.com/admin/v2.8/settings/notification/recipients

Params Authorization Headers (11) Body Pre-request Script Tests Settings

none form-data x-www-form-urlencoded raw binary GraphQL JSON

```
1 {
2     "email": "andrey.baludin@awara-it.com",
3     "name": "Andrey Baludin"
4 }
```

Body Cookies Headers (11) Test Results Status: 200 OK

Pretty Raw Preview Visualize JSON

```
1 {
2     "id": "a63d17b5-3bc4-4be2-b5c0-397a1da7db43",
3     "email": "andrey.baludin@awara-it.com",
4     "name": "Andrey Baludin"
5 }
```

DELETE https://api.businesscentral.dynamics.com/admin/v2.8/settings/notification/recipients/b12610a5-4538-4b6c-8320-f3757a434570

Params Authorization Headers (11) Body Pre-request Script Tests Settings

Query Params

KEY	VALUE	DESCRIPTION
Key	Value	Description

Body Cookies Headers (10) Test Results Status: 200 OK

Pretty Raw Preview Visualize Text

```
1
```

Chapter 8: Cloud Migration Schema and Limitations

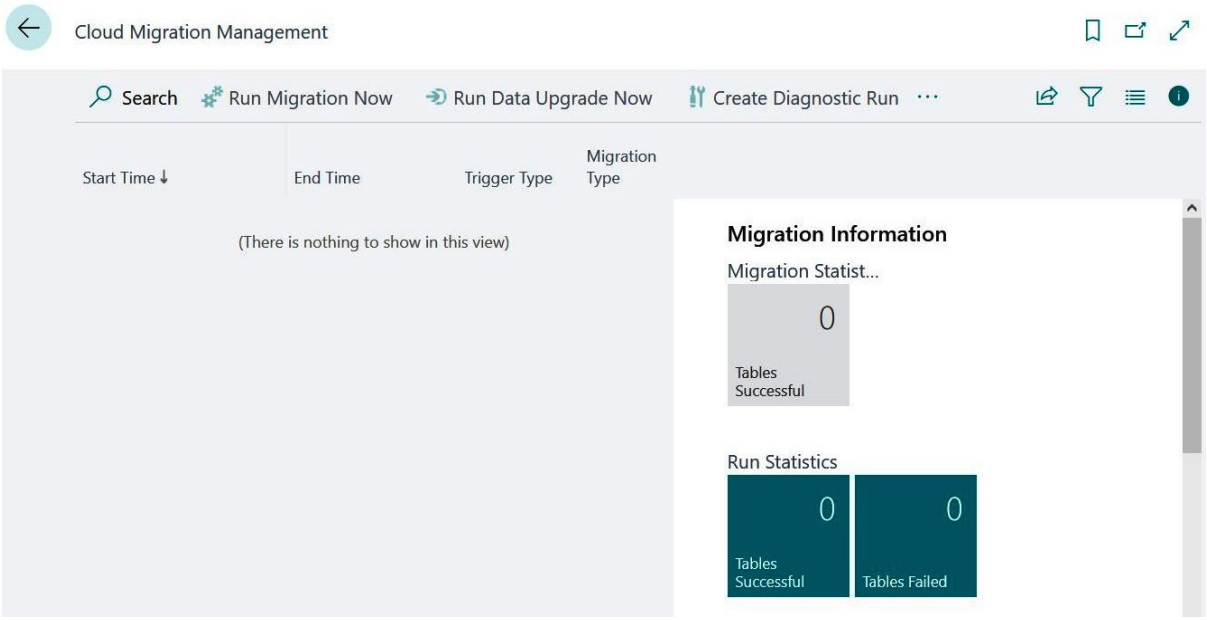

Installed Extensions

Search Manage | Actions Fewer options

Is Inst...	Name	Publisher	Version
Yes	Business Central Cloud Migration - Previous Release	Microsoft	v. 20.0.37253.38362
Yes	Business Central Cloud Migration - Previous Release (US)	Microsoft	v. 20.0.37253.38362
Yes	Business Central Cloud Migration API	Microsoft	v. 20.0.37253.38362
Yes	Business Central Intelligent Cloud	Microsoft	v. 20.0.37253.38362
Yes	Dynamics GP Intelligent Cloud	Microsoft	v. 20.0.37253.38362	Global

AppSource | Apps for Business Central

Apps | Other apps

smartlist

All results

Microsoft Dynamics SL History SmartLists

Plumbline Consulting LLC

Business Central

Microsoft Dynamics SL History SmartLists from the Cloud Migration

Get it now

Assisted Setup

Search | Actions

Title	Completed	Learn more	Description
Get ready for business	☐	_	
Connect to a payment service	☐	Read	Connect to a payment service so that your...
Migrate business data	☐	Read	Import existing data to Business Central fr...
Set up AMC Banking 365 Fundamentals ext...	☐	Read	Connect to an online bank service that can...
Set up Cloud Migration	☐	Read	Migrate data from your on-premises envir...
Set up a bank statement file import format	☐	_	Set up a bank statement file import format.
Invite your external accountant to the com...	☐	Read	Send a link to your external accountant so ...

Tell me what you want to do

cloud

Go to Pages and Tasks

Show all (6)

Cloud Migration Setup	Administration
Intelligent Cloud Insights	Tasks
Cloud Migration Management	Lists

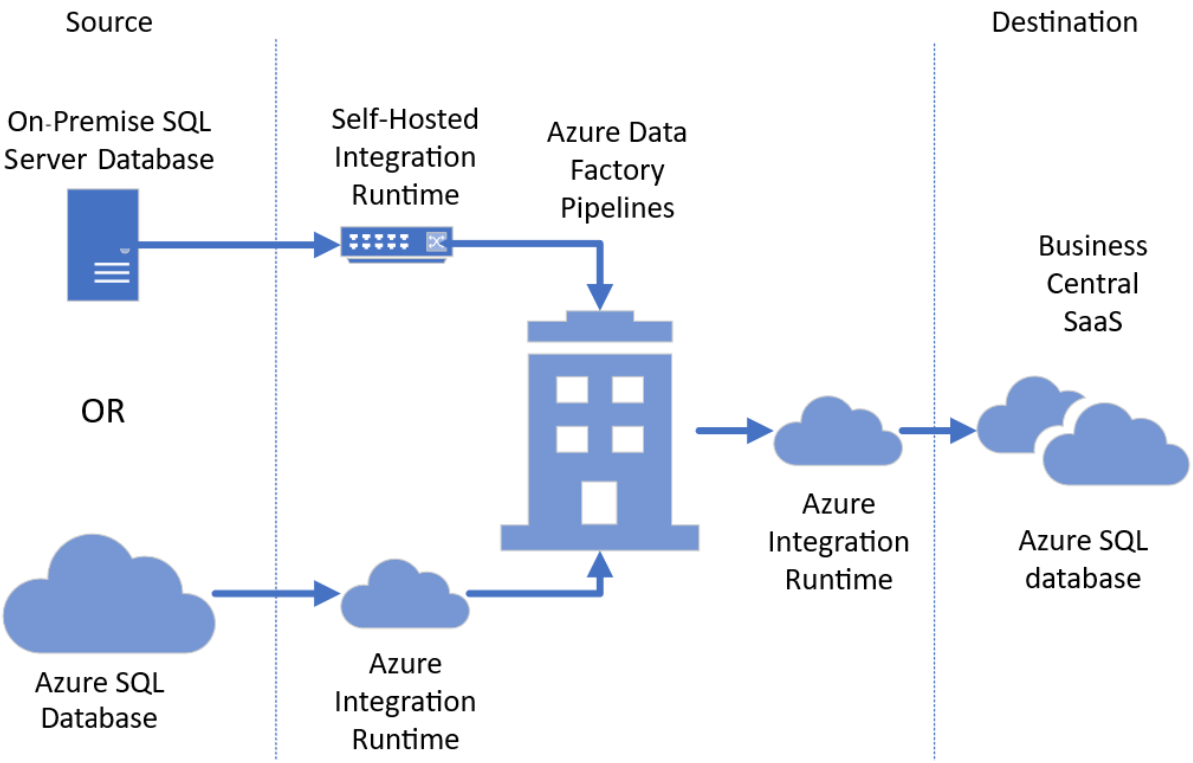

Cloud Migration Setup

Instructions

The data migration requires an integration runtime service. The runtime service provides a connection between your on-premises solution and your Business Central cloud tenant.

1. Download the Self-hosted Integration Runtime

2. Install the integration runtime on your on-premises database server

3. Use the authentication key below to set up your integration runtime

4. Choose Next to verify all the connections are working

Authentication Key: IR@edc1991e-f215-423e-9f94-eedb6c6cb762@

Back | Next | Finish

```
table 50117 "AWR_Sales Invoice Line clone"
{
    Caption = 'Sales Invoice Line';
    Permissions = TableData "Item Ledger Entry" = r,
                  TableData "Value Entry" = r;
    ReplicateData = false;

```

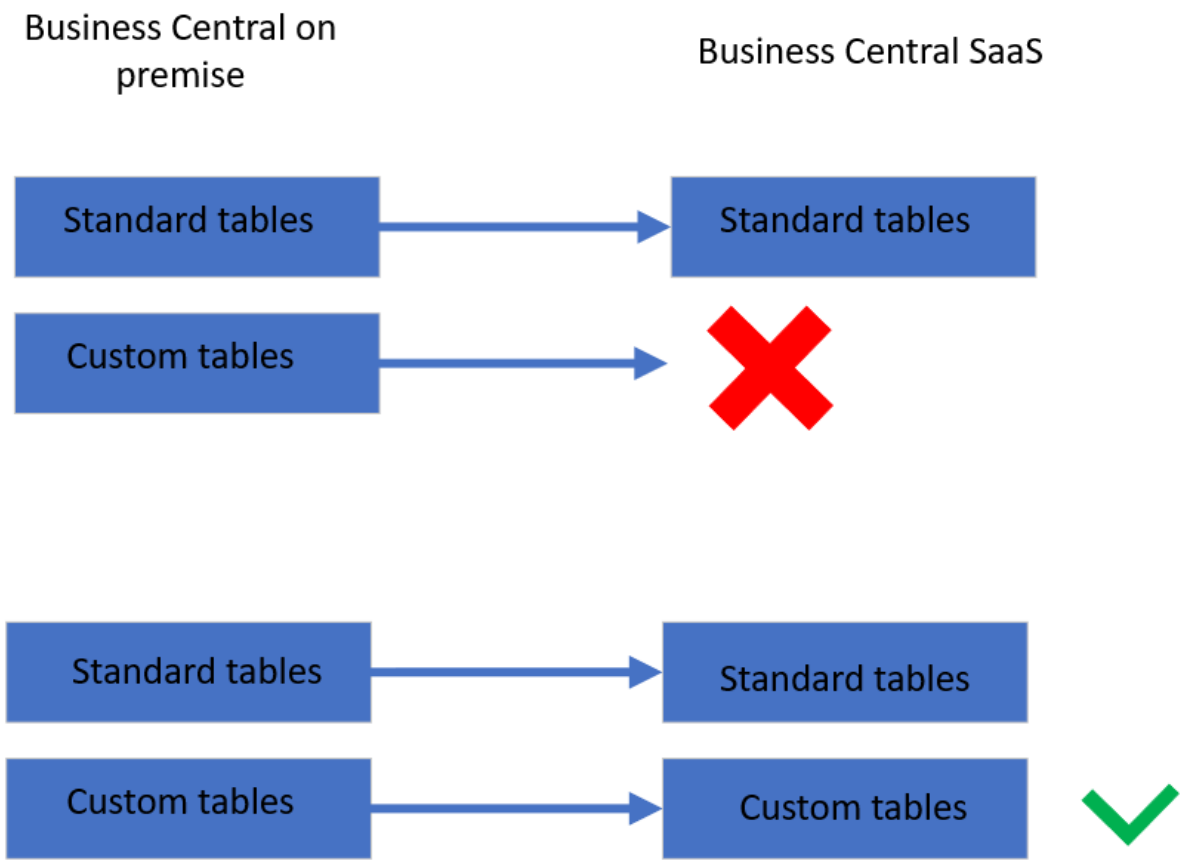
Business Central on premise
Business Central SaaS
Standard tables
Standard tables
Custom tables
Standard tables
Standard tables
Custom tables
Custom tables

Chapter 9: Cloud Migration Setup

```
C:\Users\andrey.baludin>SQLCMD -S srv-bc18\bcdemo
1> select @@version
2> go


-----------------------------------------------------------------------------------------------------------
-----------------------------------------------------------------------------------------------------------
-------------------------------------------------------------
Microsoft SQL Server 2016 (SP1) (KB3182545) - 13.0.4001.0 (X64)
        Oct 28 2016 18:17:30
        Copyright (c) Microsoft Corporation
        Express Edition (64-bit) on Windows Server 2016 Datacenter 6.3 <X64> (Build 14393: ) (Hypervisor)


(1 rows affected)
1> exit

C:\Users\andrey.baludin>
```

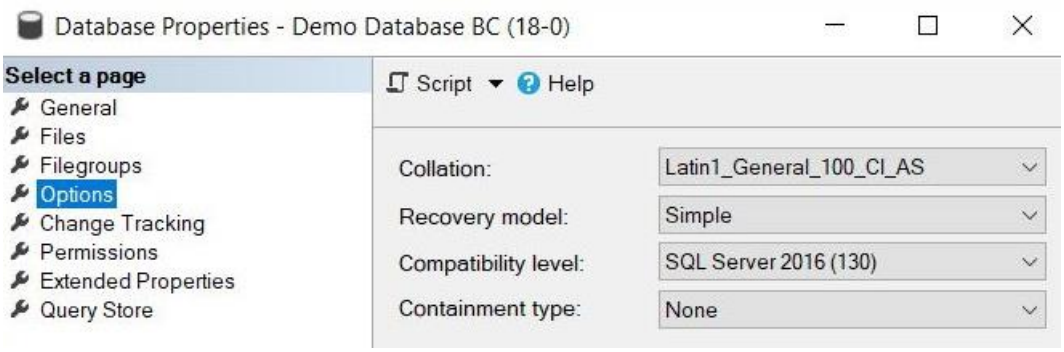

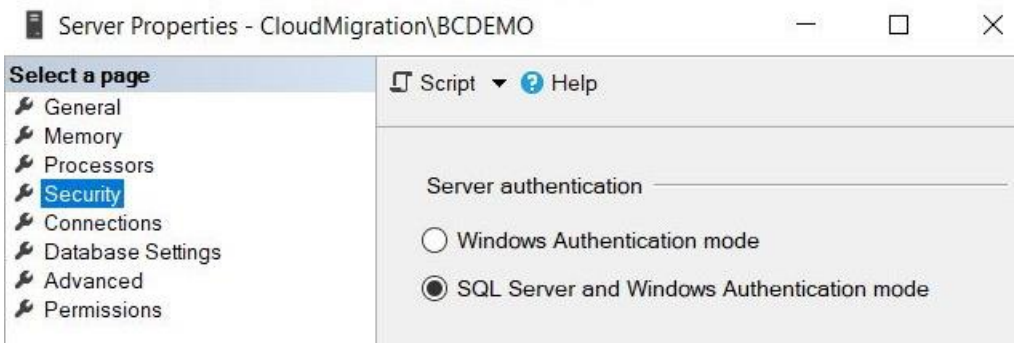

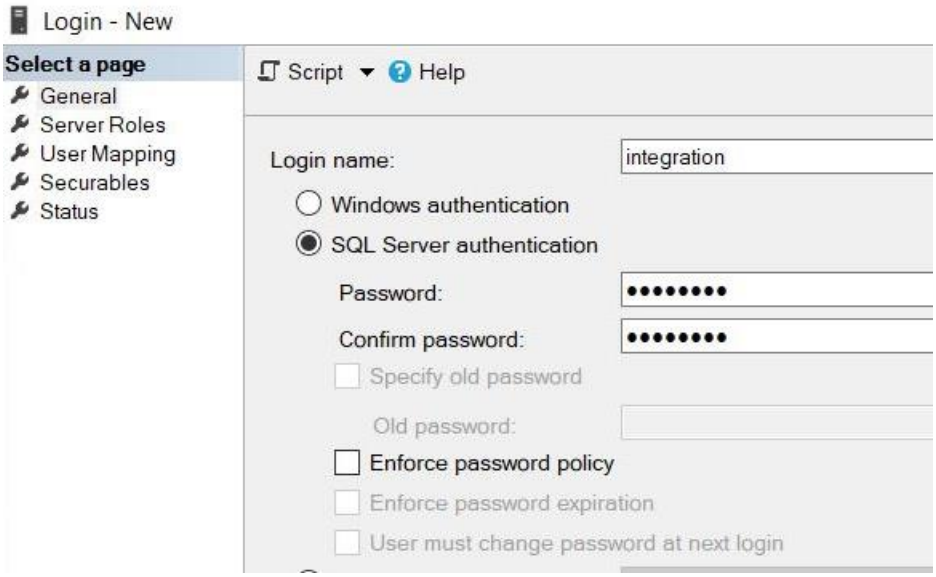

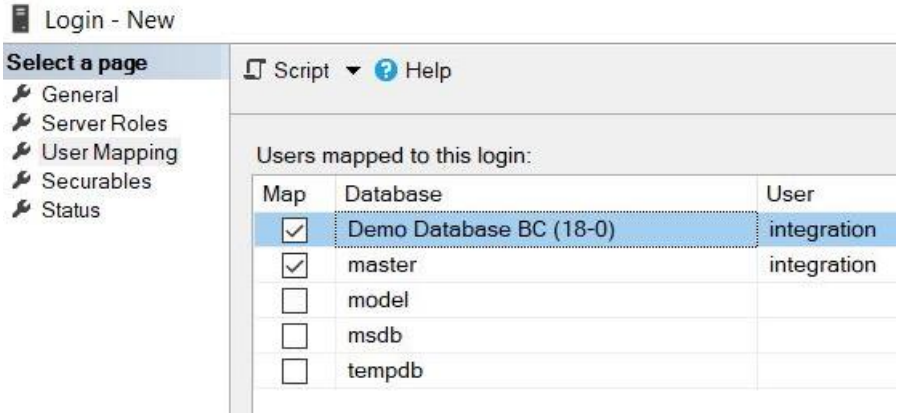

Delegated admin consent for cloud migration

✔ Grant Consent ✘ Revoke Consent

Your external partner admin requires your consent to run the cloud migration on your behalf. To grant the consent, choose the Grant Consent action. You can revoke the consent at any time by choosing the Revoke Consent action. If you revoke consent, the cloud migration stops.

Status	Granted	Granted by	admin@CRMbc369836.onmicro...
		Granted date	6/27/2022 1:11 PM
		Revoked by	
		Revoked date	

Assisted Setup

Search Actions

Title	Completed	Learn more	Description
Get ready for business	☐	_	
Connect to a payment service	☐	Read	Connect to a payment service so that your...
Migrate business data	☐	Read	Import existing data to Business Central fr...
Set up AMC Banking 365 Fundamentals ext...	☐	Read	Connect to an online bank service that can...
Set up Cloud Migration	☐	Read	Migrate data from your on-premises envir...
Set up a bank statement file import format	☐	_	Set up a bank statement file import format.
Invite your external accountant to the com...	☐	Read	Send a link to your external accountant so ...

Cloud Migration Setup

Choose Your Product

Select the product that you want to migrate data from

Product ..... Dynamics 365 Business Central earlier v... ...

Use this option if your on-premises deployment of Dynamics 365 Business Central is an earlier major version than this Dynamics 365 Business Central online environment. Because they are not the same version, the migration first copies the data and then runs the upgrade processes. Due to the upgrade processes, we recommend that you run the migration only once.

Back | Next | Finish

Cloud Migration Product Types

	Display Name
	Dynamics 365 Business Central current version (v.20)
→	Dynamics 365 Business Central earlier versions
	Dynamics GP

Cloud Migration Setup

Define your SQL database connection

SQL Configuration: SQL Server

Enter the connection string to your SQL database

SQL Connection String: ••••••••••

If you already have an integration runtime service instance installed and want to reuse it, specify the Integration Runtime; otherwise leave the field empty to create a new Integration Runtime.

Integration Runtime Name:

Back | Next | Finish

Cloud Migration Setup

Instructions

The data migration requires an integration runtime service. The runtime service provides a connection between your on-premises solution and your Business Central cloud tenant.

1. Download the Self-hosted Integration Runtime

2. Install the integration runtime on your on-premises database server

3. Use the authentication key below to set up your integration runtime

4. Choose Next to verify all the connections are working

Authentication Key: IR@edc1991e-f215-423e-9f94-eedb6c6cb762@

Back | Next | Finish

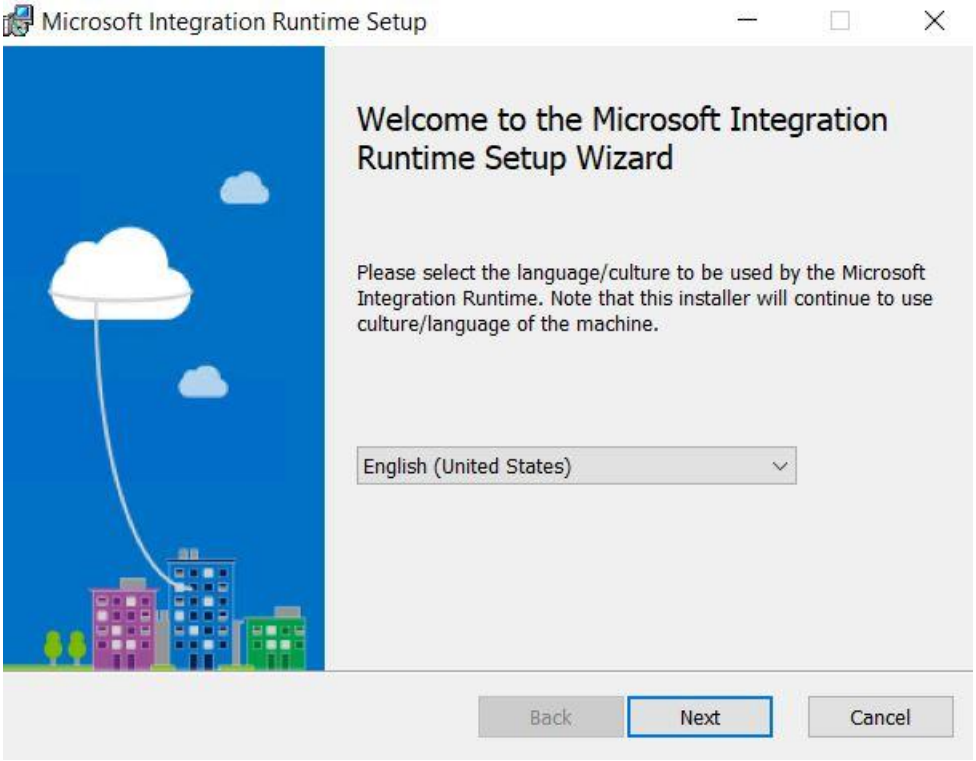
Microsoft Integration Runtime Setup
Welcome to the Microsoft Integration Runtime Setup Wizard
Please select the language/culture to be used by the Microsoft Integration Runtime. Note that this installer will continue to use culture/language of the machine.
English (United States)
Back
Next
Cancel

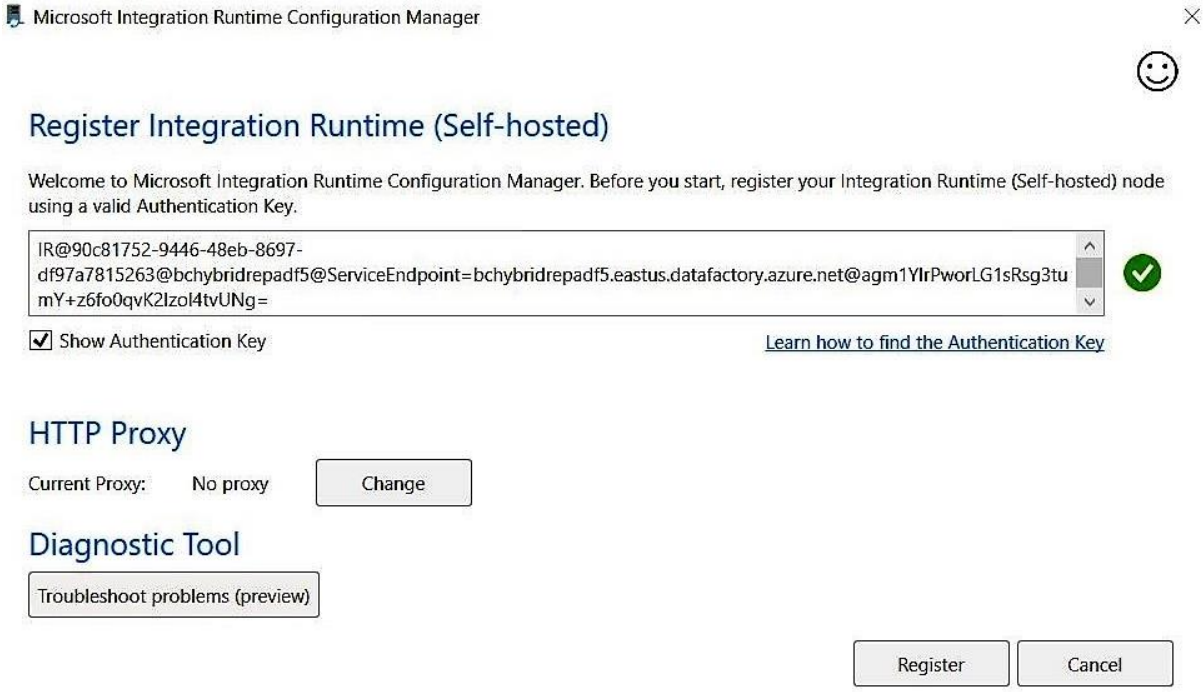
Microsoft Integration Runtime Configuration Manager
Register Integration Runtime (Self-hosted)
Welcome to Microsoft Integration Runtime Configuration Manager. Before you start, register your Integration Runtime (Self-hosted) node using a valid Authentication Key.
IR@90c81752-9446-48eb-8697-df97a7815263@bchybridrepadf5@ServiceEndpoint=bchybridrepadf5.eastus.datafactory.azure.net@agm1YlrPworLG1sRsg3tumY+z6fo0qvK2Izol4tvUNg=
Show Authentication Key
Learn how to find the Authentication Key
HTTP Proxy
Current Proxy:
No proxy
Change
Diagnostic Tool
Troubleshoot problems (preview)
Register
Cancel

Microsoft Integration Runtime Configuration Manager

New Integration Runtime (Self-hosted) Node

Integration Runtime (Self-hosted) node name:

CloudMigration

Below is the list of Integration Runtime (Self-hosted) Nodes:

msft1a6720t02101126
CloudMigration : Current New Node

Enable remote access from intranet

Finish Cancel

Microsoft Integration Runtime Configuration Manager

Register Integration Runtime (Self-hosted)

Welcome to Microsoft Integration Runtime Configuration Manager. Before you start, register your Integration Runtime (Self-hosted) node using a valid Authentication Key.

IR@90c81752-9446-48eb-8697-df97a7815263@bchybridrepadf5@ServiceEndpoint=bchybridrepadf5.eastus.datafactory.azure.net@agm1YIrPworLG1sRsg3tumY+z6fo0qvK2Izol4tvUNg=

Show Authentication Key

Learn how to find the Authentication Key

Integration Runtime (Self-hosted) node has been registered successfully.

Note: You can associate up to 4 physical nodes with a Self-hosted Integration Runtime. This enables high availability and scalability for the Self-hosted Integration Runtime.
We recommend you setup at least 2 nodes for higher availability. See Integration Runtime (Self-hosted) article for details.

HTTP Proxy

Current Proxy: No proxy Change

Diagnostic Tool

Troubleshoot problems (preview)

Launch Configuration Manager Close

Microsoft Integration Runtime Configuration Manager

Home Settings Diagnostics Update Help

Self-hosted node is connected to the cloud service

Data Factory:	bchybridrepadf5
Integration Runtime:	msft1a6720t02101126
Node:	CloudMigration

Stop Service

Data Source Credential

Credential store:	On-premises
Credential status:	In sync
Last backup time:	N/A

Generate Backup Import Backup

Connected to the cloud service (Data Factory V2)

Microsoft Integration Runtime Configuration Manager

Home | Settings | Diagnostics | Update | Help

Diagnostic Tool

Troubleshoot problems (preview)

Logging

View logs | Send logs

Test Connection

For supported driver versions, please refer to 'Prerequisites' section under eachdata store

SqlServer

☐ Encrypt connection

CloudMigration\\BCDEMO

Demo Database BC (18-0)

Basic

integration

••••••••••••••

Test

Connected to the cloud service (Data Factory V2)

Cloud Migration Setup

Define your SQL database connection

SQL Configuration: SQL Server

Enter the connection string to your SQL database

SQL Connection String: ••••••••••

If you already have an integration runtime service instance installed and want to reuse it, specify the Integration Runtime; otherwise leave the field empty to create a new Integration Runtime.

Integration Runtime Name: msft1a6720t02101126

Back | Next | Finish

Cloud Migration Setup

Select companies to migrate

	Migra...		Name	Display Name	Estimated Size (GB)
→	☐	⋮	Cronus USA clone	Cronus USA...	0.06
	☐		CRONUS USA, Inc.		0.06

Migrate all companies

If you have selected a company that does not exist in Business Central, it will automatically be created for you. This may take a few minutes.

Do not set up cloud migration to migrate additional companies for a production environment that is already in use for business. You risk

Back | Next | Finish

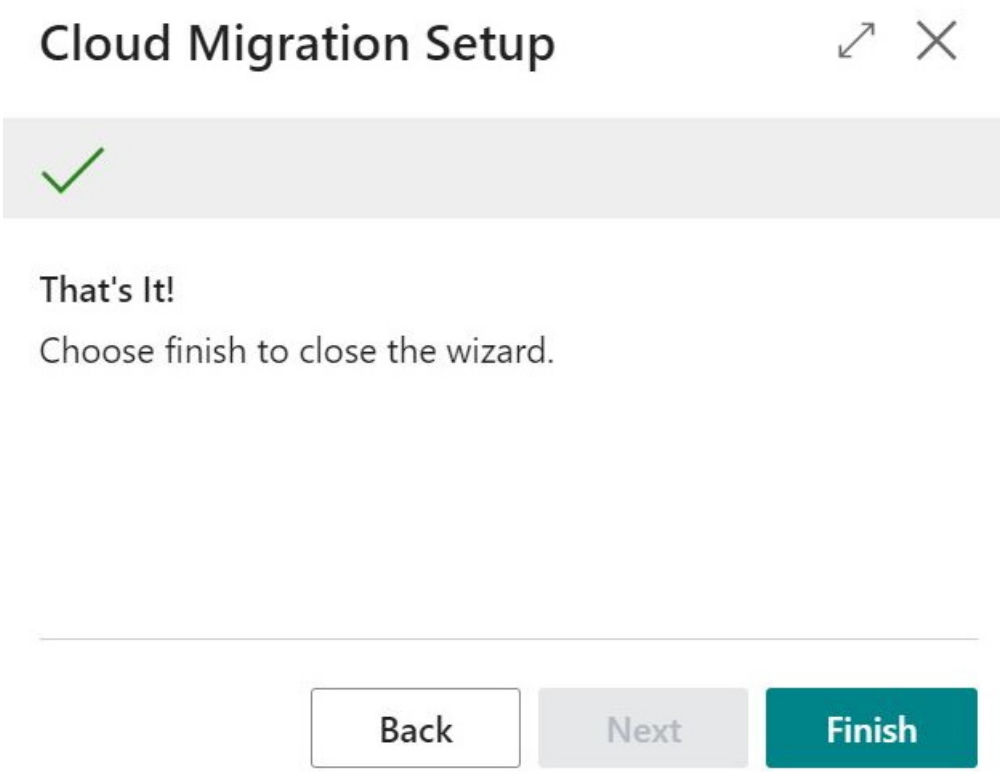
Cloud Migration Setup
That's It!
Choose finish to close the wizard.
Back
Next
Finish

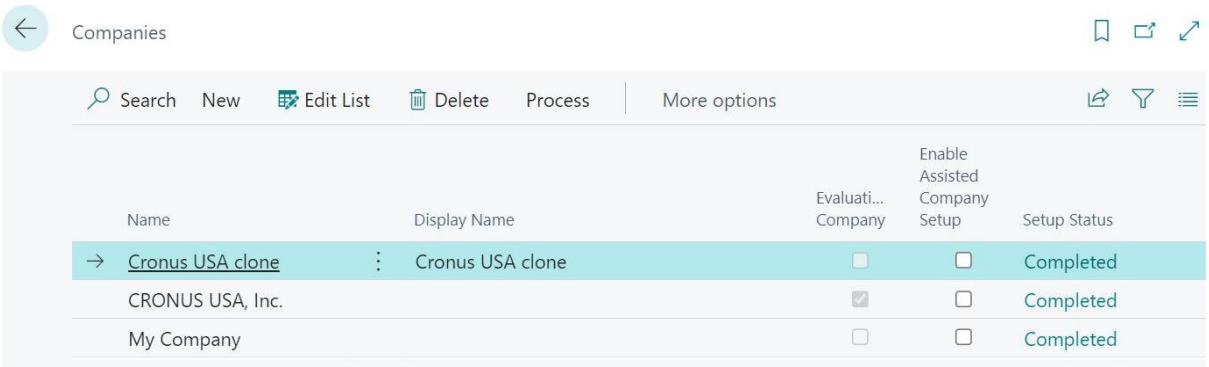
Companies
Search
New
Edit List
Delete
Process
More options
Name
Display Name
Evaluati... Company
Enable Assisted Company Setup
Setup Status
Cronus USA clone
Cronus USA clone
Completed
CRONUS USA, Inc.
Completed
My Company
Completed

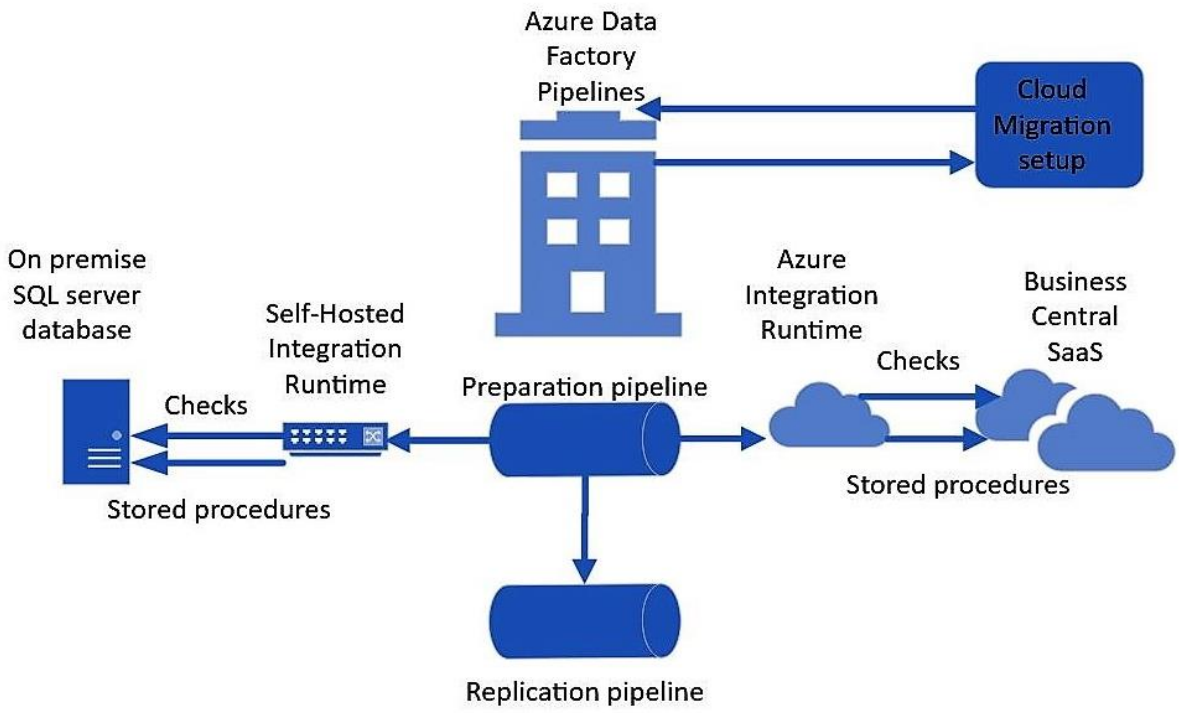
Azure Data Factory Pipelines
Cloud Migration setup
On premise SQL server database
Self-Hosted Integration Runtime
Azure Integration Runtime
Business Central SaaS
Checks
Checks
Preparation pipeline
Stored procedures
Stored procedures
Replication pipeline

Chapter 10: Migration Process

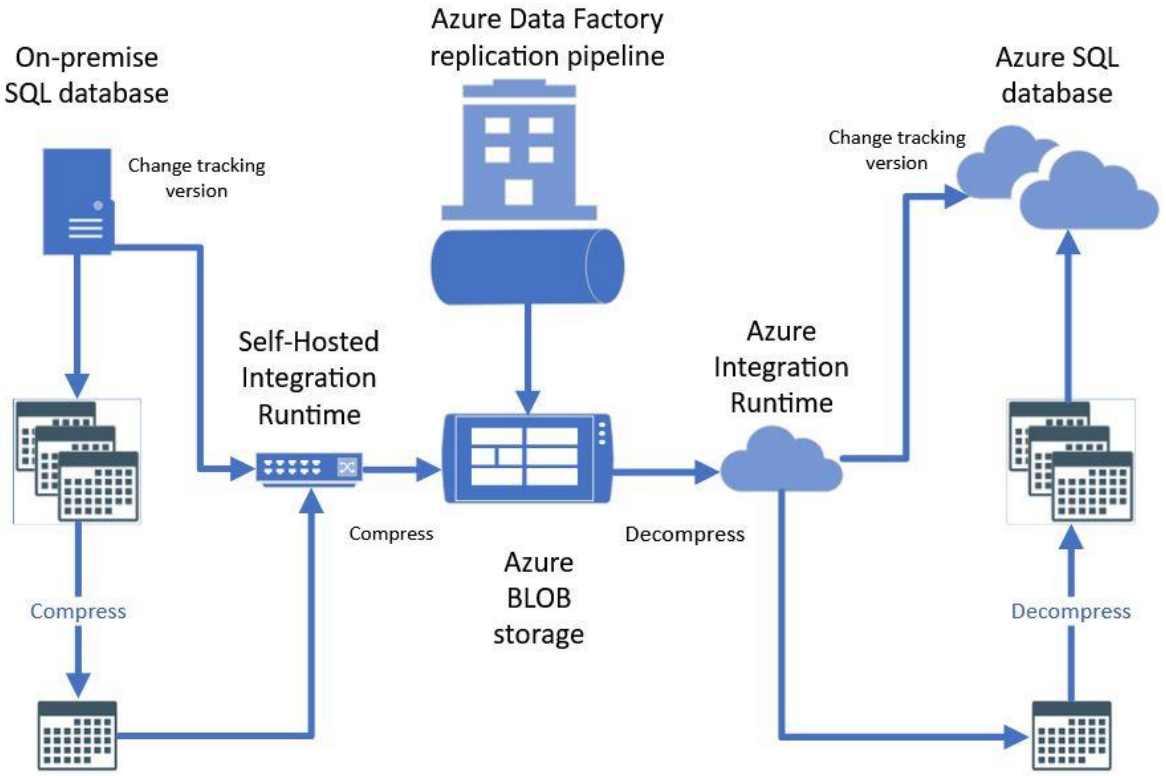

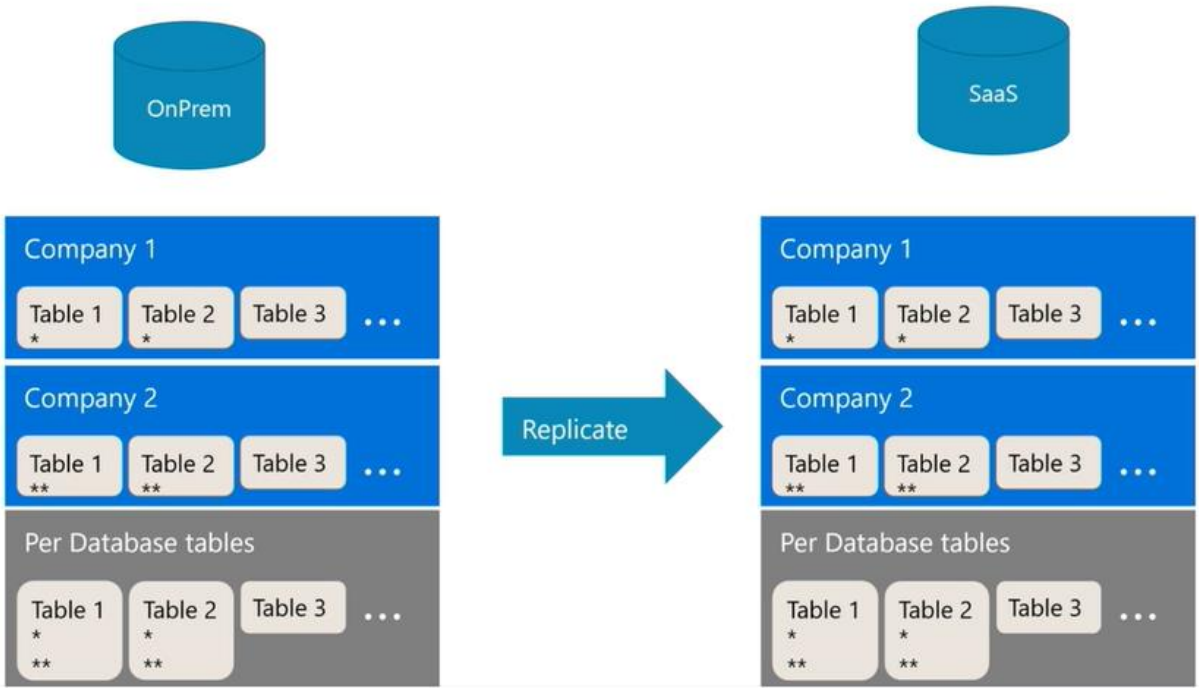

Cloud Migration Management

✓Saved

Search | Run Migration Now | Run Data Upgrade Now | Create Diagnostic Run | Refresh Status | ···

Start Time ↓	End Time	Trigger Type	Migration Type	Status	Source
6/27/2022 1:42 P...		Manual	Diagnostic	In Progress	Dynamics
6/27/2022 1:32 P...	6/27/2022 1:39 P...	Manual	Full	Upgrade Pending	Dynamics
6/27/2022 1:25 P...	6/27/2022 1:26 P...	Scheduled	Normal	Completed	Dynamics

Migration Information

Migration Statistics

558 Tables Successful

415 Tables not Migrated

Run Statistics

558 Tables Successful

0 Tables Failed

0 Tables Remaining

57 Tables with Warnings

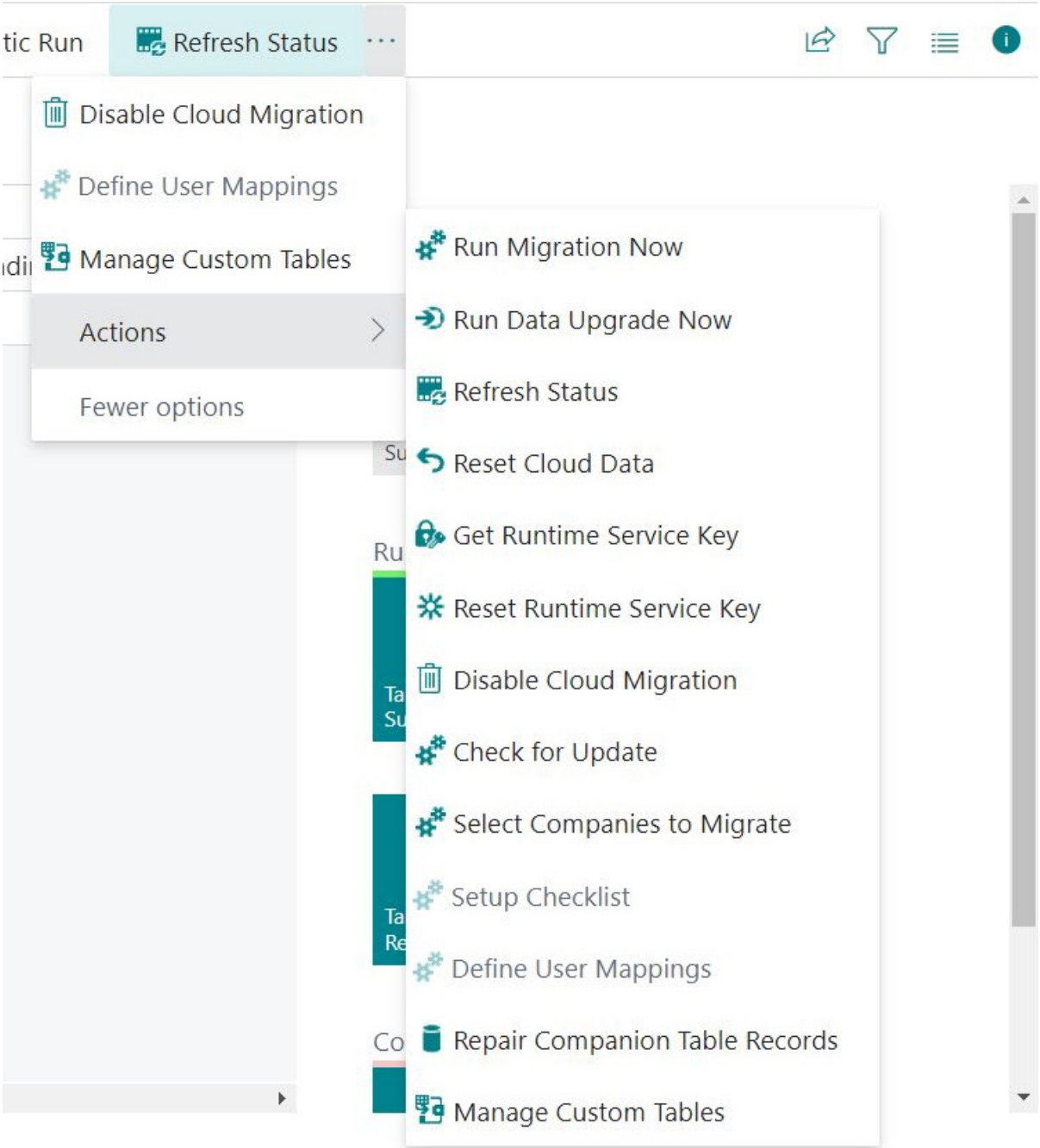
tic Run
Refresh Status
Disable Cloud Migration
Define User Mappings
Manage Custom Tables
Actions
Fewer options
Run Migration Now
Run Data Upgrade Now
Refresh Status
Reset Cloud Data
Get Runtime Service Key
Reset Runtime Service Key
Disable Cloud Migration
Check for Update
Select Companies to Migrate
Setup Checklist
Define User Mappings
Repair Companion Table Records
Manage Custom Tables

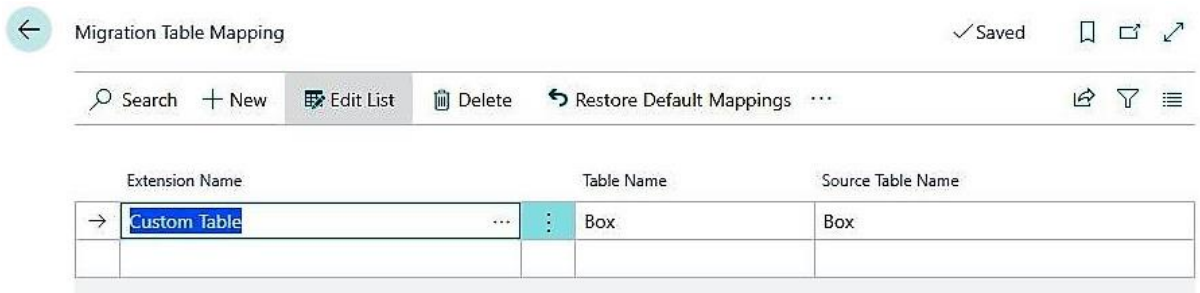
Migration Table Mapping
Saved
Search
New
Edit List
Delete
Restore Default Mappings
Extension Name
Table Name
Source Table Name
Custom Table
Box
Box

Migration has been successfully triggered. You can track the status on the management page.

OK

Search | Run Migration Now | Run Data Upgrade Now | Create Diagnostic Run | Refresh Status | ...

Start Time ↓	End Time	Trigger Type	Migration Type	Status	Source	Details
6/27/2022 1:32 P...		Manual	Full	In Progress	Dynamics 365 Business Central...	

Start Time ↓	End Time	Trigger Type	Migration Type	Status	Source
5/16/2022 7:21 PM	5/16/2022 7:27 PM	Manual	Normal	Data Repair Pending	Dynamics 365 Business Central earlie...

Search | Run Migration Now | Run Data Upgrade Now | Create Diagnostic Run | Refresh Status | ...

Start Time ↓	End Time	Trigger Type	Migration Type	Status	Source	Details
6/27/2022 1:32 P...	6/27/2022 1:39 P...	Manual	Full	Upgrade Pending	Dynamics 365 Business Central...	
6/27/2022 1:25 P...	6/27/2022 1:26 P...	Scheduled	Normal	Completed	Dynamics 365 Business Central...	Cloud migrati

Migration Information

Migration Statistics

558	415
Tables Successful	Tables not Migrated

Run Statistics

558	0
Tables Successful	Tables Failed

0	57
Tables Remaining	Tables with Warnings

Company Status

2
Not Initialized Companies

Table Migration Status

Search

Company Name ↑	Table Name ↑	Status ↑	Records Migrated	Total Records	Message
Cronus USA clone	Box$7ceb20a7-ff19-43c0-94b2...	Successful	2	2	

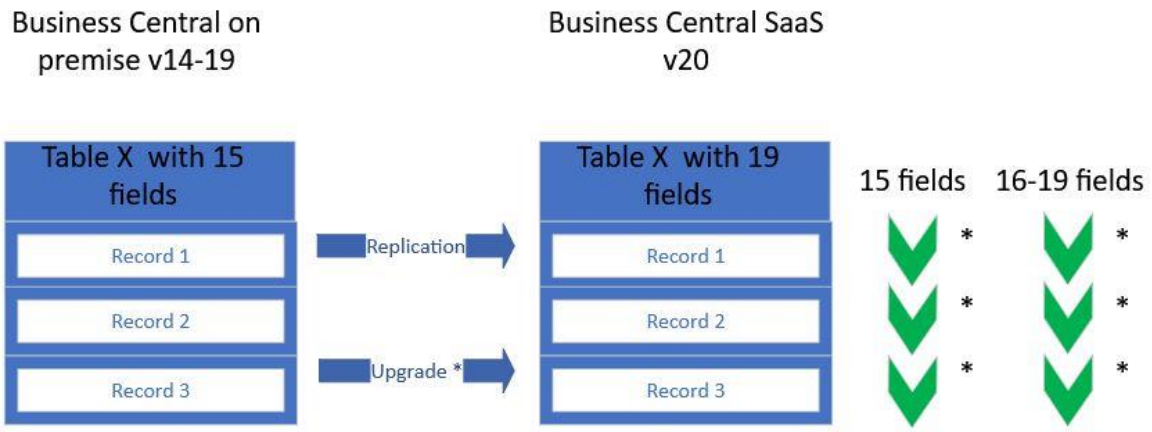

The upgrade must be triggered as the last step, because you'll not be able to migrate further data after the upgrade. Before you start the upgrade, make sure that you have moved all companies that you want to move.

Are you sure that you want to proceed?

Yes | No

Search | Run Migration Now | Run Data Upgrade Now | Create Diagnostic Run | Refresh Status | ...

Start Time ↓	End Time	Trigger Type	Migration Type	Status	Source	Details
6/27/2022 1:48 PM	6/27/2022 1:53 PM	Manual	Normal	Upgrade in Progress	Dynamics 365 Business Central ...	

You cannot start the upgrade because one or more companies are already upgraded. If you want to run the upgrade again, you must delete these companies and start the migration again.

How to report this issue >

Was this information helpful? Yes No

OK

Download

Shared > **CloudMigrationAPIScript**

CloudMigrationStatus...
Apr 16

CloudMigrationScript...
May 12

Administrator: Windows PowerShell ISE

File Edit View Tools Debug Add-ons Help

CloudMigrationScripts.ps1

```
# Example test script for using Cloud Migration APIs E2E
# API documentation is here: https://docs.microsoft.com/en-us/dynamics365/business-central/dev-itpro/administration/cloudmig
# Run the "Install-Module -Name MSAL.PS" command on the first run, unless you have installed MSAL.PS. This function is used
#Install-Module -Name "MSAL.PS"
Import-Module "MSAL.PS"
$statusTextHelperPath = Join-Path (Split-Path -Path ($MyInvocation.MyCommand.Path) -Parent) "CloudMigrationStatusText.psm1"
Import-Module $statusTextHelperPath

# Global Parameters - Update to fit the tenant
$script:AADTenantID = "d[redacted]b-[redacted]t-4677-[redacted]-ea7ee736e8df" # e.g. 12aa09b9-15ab-ac13-bb8d-000d3a2b911a"
$script:CurrentUserName = 'admin@CRMbc[redacted].onmicrosoft.com' # update to users credentials
$script:CurrentPassword = '[redacted]'
$script:EnvironmentName = 'v20-3'
$script:MainCompanyId = "a4c779c5-15ab-ec11-bb8d-000d3a2b992c" # E.g. 'a42119b9-15ab-ec11-bb8d-000d3a2b992c - Cronus SaaS Id

# OAuth2 App parameters - Register your app and update to match
$script:ClientId = "810[redacted]530d-[redacted]"
$script:RedirectUri = "https://login.microsoftonline.com/common/oauth2/nativeclient"
$script:BaseAuthorityUri = "https://login.microsoftonline.com"
$script:BcAppIdUri = "https://api.businesscentral.dynamics.com"
$script:BcScopes = @("$BcAppIdUri/user_impersonation", "$BcAppIdUri/Financials.ReadWrite.All" )
$script:AuthorityUri = "$BaseAuthorityUri/$AadTenantId"
```

Business Central | Manifest

Search (Ctrl+/)

Save Discard Upload Download Got feedback?

- Overview
- Quickstart
- Integration assistant

Manage

- Branding & properties
- Authentication
- Certificates & secrets
- Token configuration
- API permissions
- Expose an API
- App roles
- Owners
- Roles and administrators
- Manifest

The editor below allows you to update this application by directly modifying its JS


```
{
    "id": "3c3fbb9d-9a46-4d76-9fb8-ec4223ce6573",
    "acceptMappedClaims": null,
    "accessTokenAcceptedVersion": null,
    "addIns": [],
    "allowPublicClient": true,
    "appId": "810debd2-630d-4c3d-b645-bae2c8694d23",
    "appRoles": [],
    "oauth2AllowUrlPathMatching": false,
    "createdDateTime": "2022-04-03T15:14:56Z",
    "description": null,
    "certification": null,
    "disabledByMicrosoftStatus": null,
    "groupMembershipClaims": null,
    "identifierUris": [],
    "informationalUrls": {
        "termsOfService": null,
        "support": null,
        "privacy": null,
        "marketing": null
    },
```

```
PS C:\Users\abaludin> Run-CloudMigrationE2E -SqlConnectionString "server=CloudMigration\BCDEMO;Initial Catalog ='Demo Database BC (18-0)';user id =integration;password =i

@odata.context      : https://api.businesscentral.dynamics.com/v2.0/[redacted]-ea7ee736e8df/v2.0-3/api/microsoft/cloudMigration/v1.0/$metad
                      ata#companies(a4c779c5-15ab-ec11-bb8d-000d3a2b992c)/setupCloudMigration/$entity
@odata.etag         : W/"JzIwOzE2MzIzNTY4NTUxNjk3MjMzMDMxMTswMDsn"
id                  : c358d59a-97c1-ec11-8aa5-000d3aed0327
productId           : DynamicsBCLast
sqlServerType       : SQLServer
sqlConnectionString : server=CloudMigration\BCDEMO;Initial Catalog ='Demo Database BC (18-0)';user id =integration;password =[redacted];
runtimeName         : msft1a6720t02101126
runtimeKey          : IR@90c81752-9446-48eb-8697-df97a/815263@bchybridrepadf5@ServiceEndpoint=bchybridrepadf5.eastus.datafactory.azure.net@agm1YIrPworL
                      G1sRsg1tumY+z6fo0qvK2Izol4tvUNg=

==========================================================================================
=
```

CREATING THE ON-PREM COMPANIES IN SAAS INSTANCE

```
==========================================================================================
=
5/18/2022 7:48:19 AM Excluded Cronus USA clone company from replication
5/18/2022 7:48:19 AM Included Cronus USA clone company in replication

5/18/2022 7:48:20 AM Waiting for the Cronus USA clone company to be created, current status is:
5/18/2022 7:50:21 AM Processed Batch 1
5/18/2022 7:50:21 AM Excluded Cronus USA clone company from replication
==========================================================================================
```

RUNNING DATA REPLICATION

```
==========================================================================================
5/18/2022 7:50:21 AM Included Cronus USA clone company in replication
5/18/2022 7:50:21 AM Moving batch 1
5/18/2022 7:52:47 AM Replication Status is In Progress. Tables Remaining: 0. Tables succesful: 0. Tables failed: 0
5/18/2022 7:54:54 AM Replication Status is In Progress. Tables Remaining: 548. Tables succesful: 24. Tables failed: 0
5/18/2022 7:56:54 AM Replication Status is  Data Repair Pending. Tables Remaining: 0. Tables succesful: 559. Tables failed: 0
5/18/2022 7:58:55 AM Replication Status is Upgrade Pending. Tables Remaining: 0. Tables succesful: 559. Tables failed: 0
==========================================================================================
```

RUNNING DATA UPGRADE

```
==========================================================================================
5/18/2022 7:58:57 AM Waiting for Upgrade to complete

@odata.etag       : W/"JzE4OzQ2MTk2NTg5NTM4NDIwMUCyMjE7MDA7Jw==="
id                : 59c0852d-7fd6-ec11-8e7f-000d3aed0593
runId             : 3fc14829-43b2-4779-8379-e419a3744aad
startTime         : 2022-05-18T07:50:25Z
endTime           : 2022-05-18T07:56:04.097Z
replicationType   : Full
status            : Completed
source            : Dynamics 365 Business Central earlier versions
details           :
tablesSuccessful  : 559
tablesFailed      : 0
tablesRemaining   : 0

5/18/2022 8:00:58 AM Data Upgrade Completed Succesfully
==========================================================================================
```

DISABLING CLOUD MIGRATION

```
==========================================================================================
5/18/2022 8:00:59 AM Disabled Cloud Migration
```

Chapter 11: Real Migration Experience

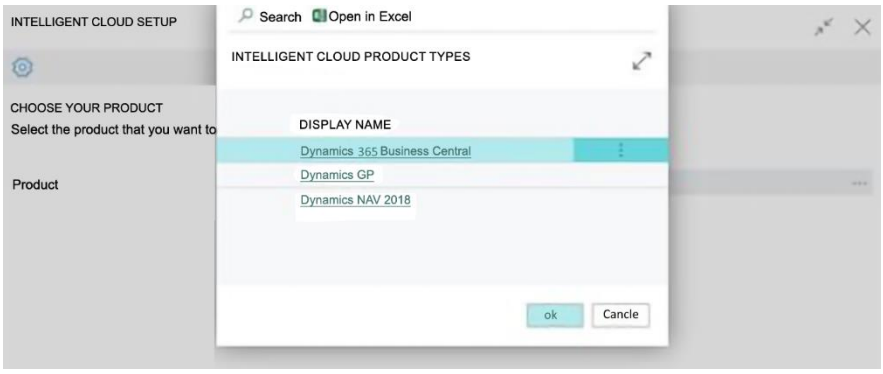

Business Central on-premises must be at least version 15 to use the cloud migration functionality.

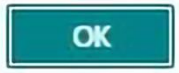

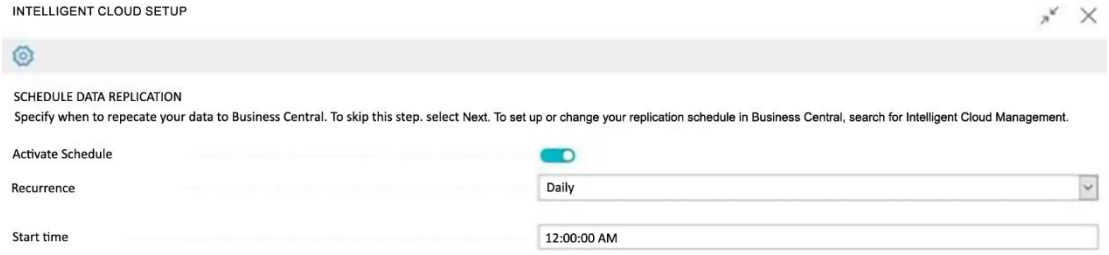

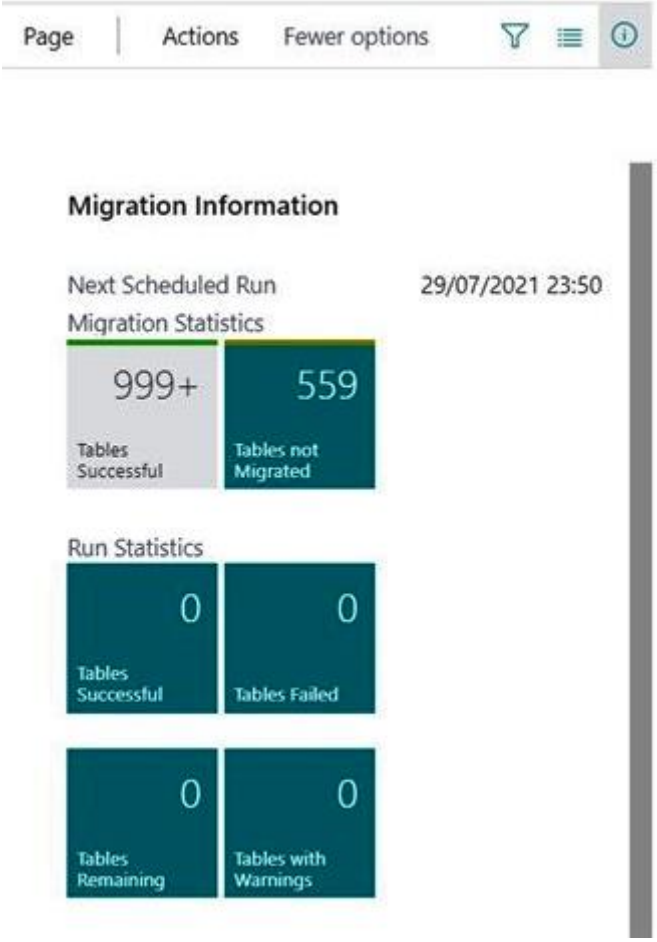

5. Enable & Scheduling Migration

The final page in the wizard allows you to enable the migration process and create a schedule for when the data migration should occur. These settings are also available within your Business Central tenant on the **Cloud Migration Management** page. You have the option to schedule migrations daily or weekly.

> **Tip**
>
> We recommend that you schedule your data migration for off-peak business hours since it can take many hours to run, depending on the amount of data.
>
> We also recommend that you make sure that all users are logged out of both the source company and the target company.

```
C:\Windows\system32> $result = Invoke-NAVSanitizeField -ServerInstance WCS-TEST
C:\Windows\system32> $result
ModifiedRowCount ModifiedValueCount AffectedTables IgnoredRecords
---------------- ------------------ -------------- --------------
               0                  0
```