

# Chapter 1: Up and Running with Drupal

```
php web/core/scripts/drupal quick-start demo_umami

16% 26% 14 GB 1.0 kB↓ 2.1 kB↑

* docs: https://www.drupal.org/docs/user_guide/en/index.html
* chat: https://www.drupal.org/node/314178

Congratulations, you've installed the Drupal codebase
from the drupal/recommended-project template!

Next steps:
* Install the site: https://www.drupal.org/docs/8/install
* Read the user guide: https://www.drupal.org/docs/user_guide/en/index.html
* Get support: https://www.drupal.org/support
* Get involved with the Drupal community:
  https://www.drupal.org/getting-involved
* Remove the plugin that prints this message:
  composer remove drupal/core-project-message
* Homepage: https://www.drupal.org/project/drupal
* Support:
  * docs: https://www.drupal.org/docs/user_guide/en/index.html
  * chat: https://www.drupal.org/node/314178
+ Sites cd mysite
+ mysite php web/core/scripts/drupal quick-start demo_umami
17/17 [ ]
Congratulations, you installed Drupal!
Username: admin
Password: _DSrscTUsbZPLE7o
Drupal development server started: <http://127.0.0.1:8888>
This server is not meant for production use.
One time login url: <http://127.0.0.1:8888/en/user/reset/1/1639020385/eroPjnZikbuL69I3GMQSPCycUtlcgpWz_wHH82U1D4/login>
Press Ctrl-C to quit the Drupal development server.
```

```
mglaman@Matts-MacBook-Pro: ~/Sites/mysite

72% 15% 20 GB 7.2 kB↓ 3.1 kB↑

+ mysite git:(main) * git status
On branch main

No commits yet

Changes to be committed:
  (use "git rm --cached <file>..." to unstage)
    new file:   .ddev/config.yaml
    new file:   .editorconfig
    new file:   .gitattributes
    new file:   .gitignore
    new file:   composer.json
    new file:   composer.lock
    new file:   web/.csslintrc
    new file:   web/.eslintignore
    new file:   web/.eslintrc.json
    new file:   web/.ht.router.php
    new file:   web/.htaccess
    new file:   web/INSTALL.txt
    new file:   web/README.md
    new file:   web/autoload.php
    new file:   web/example.gitignore
    new file:   web/index.php
    new file:   web/modules/README.txt
    new file:   web/profiles/README.txt
    new file:   web/robots.txt
    new file:   web/sites/README.txt
    new file:   web/sites/default/default.services.yml
    new file:   web/sites/default/default.settings.php
    new file:   web/sites/default/settings.php
```

## Chapter 2: Content Building Experience

Text editor

### Warning message

CKEditor 5 is not compatible with Internet Explorer 11. Text fields using CKEditor 5 will still be editable but without the benefits of CKEditor.

CKEditor 5 ▾

### Toolbar configuration

Move a button into the *Active toolbar* to enable it, or into the list of *Available buttons* to disable it. Buttons may be moved with the mouse or keyboard arrow keys.

The toolbar buttons that don't fit the user's browser window width will be grouped in a dropdown. If multiple toolbar rows are preferred, those can be configured by adding an explicit wrapping breakpoint wherever you want to start a new row.

### Available buttons



### Button divider



### Active toolbar



### Enabled filters

☒ Limit allowed HTML tags and correct faulty HTML

☐ Display any HTML as plain text

☐ Convert line breaks into HTML (i.e. `<br>` and `<p>`)

☐ Convert URLs into links

☒ Align images

Uses a `data-align` attribute on `<img>` tags to align images.

☒ Caption images

Uses a `data-caption` attribute on `<img>` tags to caption images.













☒ Restrict images to this site

Disallows usage of `<img>` tag sources that are not hosted on this site by replacing them with a placeholder image.

☐ Correct faulty and chopped off HTML

☒ Track images uploaded via a Text Editor

Ensures that the latest versions of images uploaded via a Text Editor are displayed.

	Promoted to front page	Single on/off checkbox	Use field label: Yes	
	Sticky at top of lists	Single on/off checkbox	Use field label: Yes	
	Comments	Comment		
	URL alias	URL alias		
	Published	Single on/off checkbox	Use field label: Yes	
	Metadata	Details Sidebar	Default state closed Mark as required	<a href="#">delete</a> 
	Tags...	Autocomplete (Tags style)	Autocomplete matching: Contains Autocomplete suggestion list size: 10 Textfield size: 60 No placeholder	

**Disabled**

*No field is hidden.*

Save

Create Article ☆

[Home](#) » [Add content](#)

**Title \***

\_\_\_\_\_

Body ([Edit summary](#))

**Image**

Choose File No file chosen

One file only.  
100 MB limit.  
Allowed types: png gif jpg jpeg.

**Last saved:** Not saved yet

**Author:** admin

### Revision log message

\_\_\_\_\_

Briefly describe the changes you have made.

▶ **MENU SETTINGS** (Not in menu)

► COMMENT SETTINGS

▼ METADATA

## Tags

Page 10 of 10

Enter a comma-separated list. For example:  
Amsterdam, Mexico City, "Cleveland, Ohio"

► **URL ALIAS** (No alias)

► **AUTHORING INFORMATION** (By admin (1) )

► **PROMOTION OPTIONS** (Promoted to front

# Chapter 3: Displaying Content through Views

Home > Administration > Structure

Views

List

Settings

+ Add view

Filter by view name, machine name, description, or display path

Enabled

View name	Machine name	Description	Displays	Operations
Comments	comment	Find and manage comments.	Page (/admin/content/comment) Page (/admin/content/comment/approval)	<div>Edit</div>
Content	content	Find and manage content.	Page (/admin/content)	<div>Edit</div>

View basic information

View name\*

Blog

Machine name: blog

Description

View settings

Show:

Content

of type:

Article

tagged with:

sorted by:

Newest first

Page settings

Create a page

Page title

Blog

Path

blog

Page display settings

Display format:

Unformatted list

of:

teasers

Page: Menu link entry

Type

☐ No menu entry

☒ Normal menu entry

☐ Menu tab

☐ Default menu tab

Menu link title

Blogs

Description

Shown when hovering over the menu link.

☐ Show as expanded

If selected and this menu link has children, the menu will always appear expanded.

Parent

<Main navigation>

The maximum depth for a link and all its children is fixed. Some menu links may not be available as parents if selecting them would exceed this limit.

Weight

0

In the menu, the heavier links will sink and the lighter links will be positioned nearer the top.

Apply

Cancel

Displays

Page

+ Add

Display

Attachment

Block

Title

Title:

Form

Format:

Fields

Embed

Entity Reference

Feed

Page

Unformatted list

Settings

Content

Teaser

Page settings

Path: /blog

Menu: Normal: Blogs

Access: Permission | V

Header

Block: How should each row in this view be styled

For

This block (override) ▾

☐ Content

☒ Fields

☐ Search results

You may also adjust the [settings](#) for the currently selected row style.

Apply (this display)

Cancel

Block: Select pager

For

This block (override) ▾

☒ Display a specified number of items

☐ Display all items

☐ Paged output, full pager

☐ Paged output, mini pager

You may also adjust the [settings](#) for the currently selected pager.

Apply (this display)

Cancel

Add filter criteria

For

This page (override) ▾

Search

Title

Category

- All - ▾

	Title	Category	Description
<input type="checkbox"/>	Image (field_image:title)	Content	Appears in: article.
<input checked="" type="checkbox"/>	Title	Content	
<input type="checkbox"/>	Title	Content revision	

Selected: Title

Apply (this display)

Cancel

[Home](#)

## Blog

Title

Sort by

Authored on 

Order

Desc 

Apply

### Page settings

☒ Create a page

Page title

My Content

Path

user/%user/content

### Page display settings

Display format:

Unformatted list 

of:

teasers 

## Configure contextual filter: Content: Authored by



The user authoring the content. If you need more fields than the uid add the content: author relationship

The contextual filter values are provided by the URL.

### ^ When the filter value is **NOT** in the URL

- ☐ Display all results for the specified field
- ☐ Provide default value
- ☐ Show "Page not found"
- ☐ Display a summary
- ☐ Display contents of "No results found"
- ☒ Display "Access Denied"

#### ^ Exceptions

☐ Skip default argument for view URL

Select whether to include this default argument when constructing the URL for this view. Skipping default arguments is useful e.g. in the case of feeds.

Apply

Cancel

Remove



Displays

Page\*

+ Add

Edit view name/description

Display name: [Page](#)

Duplicate Page

Title

Title: [My Content](#)

Format

Format: [Unformatted list](#) | [Settings](#)

Show: [Content](#) | [Teaser](#)

Fields

The selected style or row format does not use fields.

Filter criteria

Add

Page settings

Path: [/user/%user/content](#)

Menu: [Tab: My Content](#)

Access: [Permission](#) | [View user information](#)

Header

Add

Footer

Add

No results behavior

Add

Advanced

Contextual filters

Add

[Content: Authored by](#)

Relationships

Add

Exposed form

Exposed form in block: [No](#)

Exposed form style: [Basic](#) | [Settings](#)

Other

Custom block library	block_content	Find and manage custom blocks.	Page <a href="#">(/admin/structure/block/block-content)</a>	Edit	
Files	files	Find and manage files.	Page <a href="#">(/admin/content/files/usage/%)</a> Page <a href="#">(/admin/content/files)</a>	Edit	
Frontpage	frontpage	All content promoted to the front page.	Feed <a href="#">(/rss.xml)</a> Page <a href="#">(/node)</a>	Edit	
My Content	my_content		Page <a href="#">(/user/%user/content)</a>	Edit	

Add fields

For

All displays (except overridden) ▾

Search

Name

Category

- All - ▾

	Title	Category	Description
<input type="checkbox"/>	Filename	File	Name of the file with no path components.
<input checked="" type="checkbox"/>	Name	User	The user or author name.

Selected: Name

Apply (all displays)

Cancel

## Displays

Default

+ Add

Title

Title: [N](#)

Forma

Format: [ngs](#)

Show: [...](#)

Attachment

Block

Embed

Entity Reference

Feed

Page

## Entity Reference: Style options



### Search fields \*

☒ Content: Title

Select the field(s) that will be searched when using the autocomplete widget.

Apply

Cancel

## Configure contextual filter: Content: Authored by



The user authoring the content. If you need more fields than the uid add the content: author relationship

This display does not have a source for contextual filters, so no contextual filter value will be available unless you select 'Provide default'.

### ^ When the filter value is *NOT* available

- ☐ Display all results for the specified field
- ☒ Provide default value

#### Type

User ID from logged in user ▾

- ☐ Hide view
- ☐ Display a summary
- ☐ Display contents of "No results found"
- ☐ Display "Access Denied"

#### ▾ Exceptions

☐ Skip default argument for view URL

Select whether to include this default argument when constructing the URL for this view. Skipping default arguments is useful e.g. in the case of feeds.

### ^ When the filter value *IS* available or a default is provided

Apply

Cancel

Remove

## Page settings

☒ Create a page

Page title

Content Statistics

Path

content-statistics

## Page display settings

Display format:

Chart



of:

teasers




## Default: Style options



### Charting library \*

Google 

### Grouping field

- None - 

If grouping by a particular field, that field will be used to determine stacking of the chart. Generally this will be the same field as what you select for the "Label field" below. If you do not have more than one "Provides data" field below, there will be nothing to stack. If you want to have another series displayed, use a "Chart attachment" display, and set it to attach to this display.


☐ Allow advanced rendering

Allow views field rewriting etc. for label and data fields. This can break charts if you rewrite the field to a value the charting library cannot handle - e.g. passing a string value into a numeric data column.

### Charts fields

#### Label field

- ☒ Content: Title  
☐ Total views  
☐ No label field


 Show row weights


Field Name	Provides Data	Color
Content: Title	<input type="checkbox"/> title	<input type="text" value="I"/>
Total views	<input checked="" type="checkbox"/> totalcount	<input type="text" value="I"/>


Apply


Cancel

## Chapter 4: Extending Drupal with Custom Code


 Manage

 Shortcuts

 admin

 Edit

Drupal Development Cookbook

Menu

✓ Hello world! ✕

# Welcome to Drupal Development Cookbook

[Home](#) > [Add content](#)

## Create Article

Title

Body [Edit summary](#)

B I

Format Source

[About text formats](#)

Last saved: Not saved yet

Author: editor

Revision log message

Briefly describe the changes you have made.

✓ URL alias

No alias



Welcome to drush-command-file generator!

---

Module machine name:

➤ mymodule

Absolute path to legacy Drush command file (optional – for porting):

➤

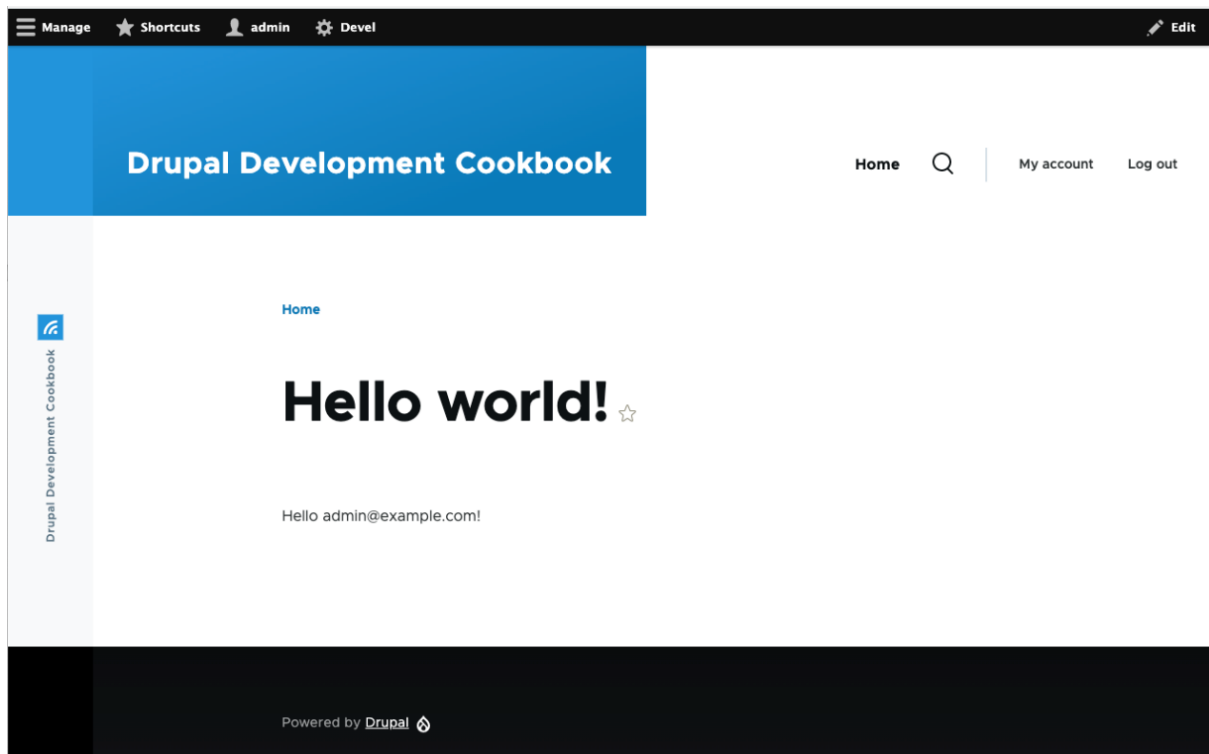
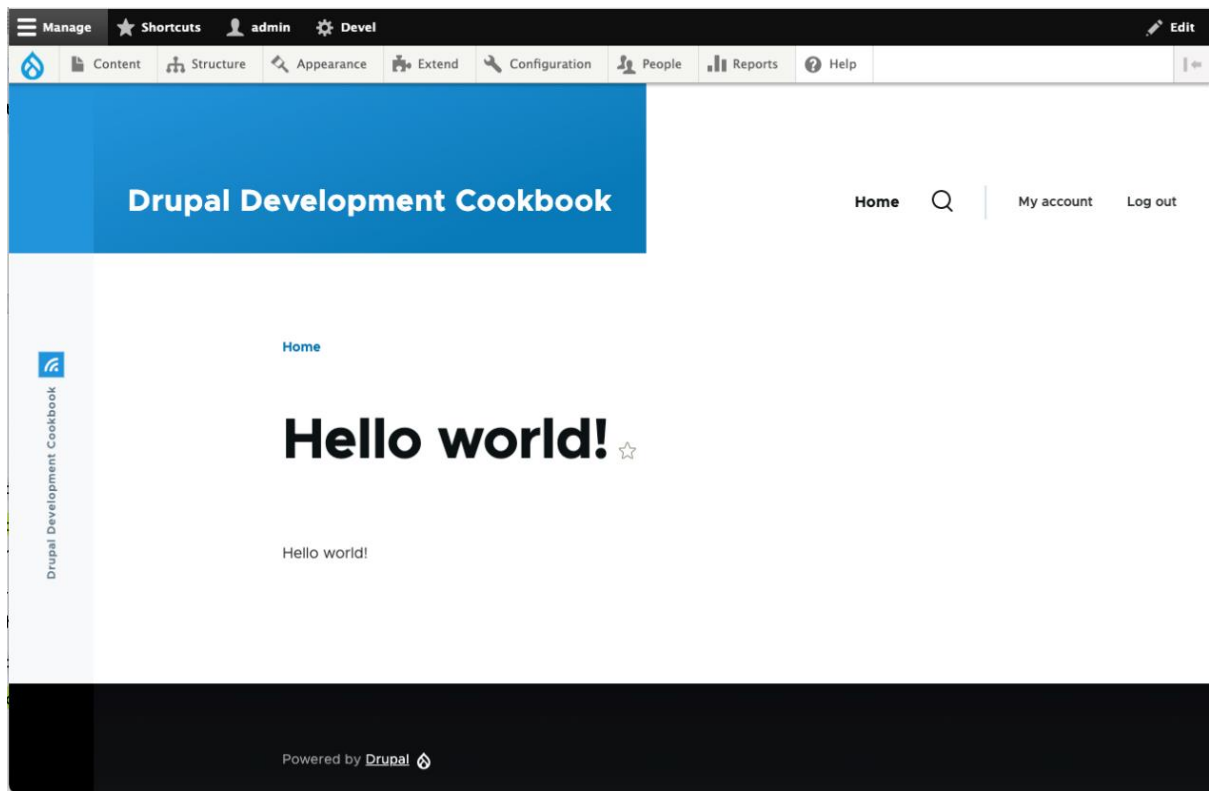
The following directories and files have been created or updated:

---

- modules/custom/mymodule/composer.json
- modules/custom/mymodule/drush.services.yml
- modules/custom/mymodule/src/Commands/MymoduleCommands.php



## Chapter 5: Creating Custom Pages



## Chapter 6: Accessing and working with entities

*No images...*

## Chapter 7: Creating Forms with the Form API

[Home](#)

# Company form ☆

Company name

Company telephone

**Submit**



Name cannot contain "foo"



[Home](#)

# Company form

Company name \*

foo

Company telephone \*

555-555-5555

Submit

# Approval form

☐

I acknowledge \*

Submit

# Counter form ☆

Total count: 2

Increment

## ^ Site details

Site name \*

Drupal Development Cookbook

Slogan

How this is used depends on your site's theme.

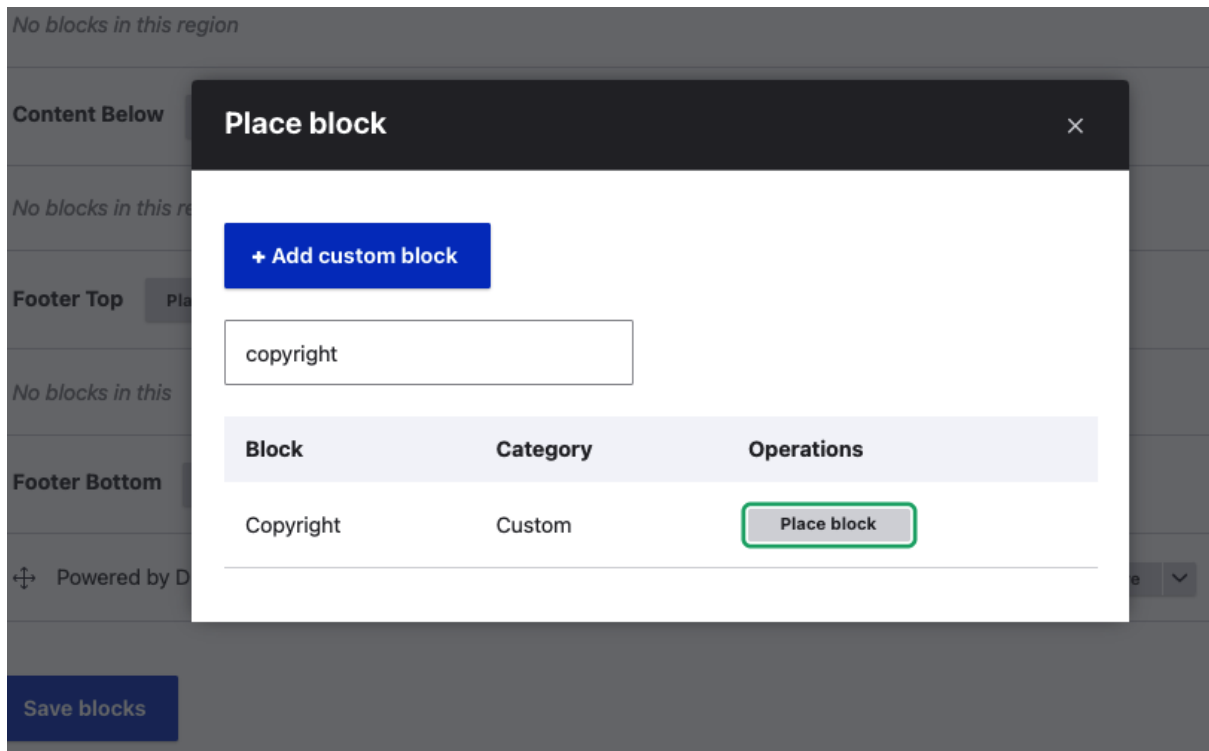
Email address \*

admin@example.com

The *From* address in automated emails sent during registration and new password requests, and other notifications. (Use an address ending in your site's domain to help prevent this email being flagged as spam.)

Site phone


## Chapter 8: Plug and Play with Plugins



Drupal Development Cookbook



Copyright 2022© My Company

Powered by [Drupal](#) 

## Add field ☆

### Add a new field

✓ - Select a field type -

General

Boolean

Date

Email

Timestamp

Comments

Link

Real name

Number








List (float)

Subject

First name

Last name

Comment \*

**B** *I* |   |   |   | Format ▾ |  Source

Text format

Basic HTML



[About text formats](#)

Post comment

Preview





**admin** 2 min 11 sec ago

## **A sample comment**

Matt Glaman

A comment message

**Delete** **Edit** **Reply**

## Chapter 9: Creating Custom Entity Type

### System

#### > Basic site settings

Change site name, email address, slogan, default front page, and error pages.

#### > Announcements

Manage announcements.

#### > Cron

Manage automatic site maintenance tasks.

Welcome to config-entity generator!

Module machine name [web]:

> drush\_generated

Entity type label [Drush generated]:

> Config Generated

Entity type ID [config\_generated]:

>

The following directories and files have been created or updated:

- /var/www/html/web/modules/custom/drush\_generated/drush\_generated.info.yml
- /var/www/html/web/modules/custom/drush\_generated/drush\_generated.links.action.yml
- /var/www/html/web/modules/custom/drush\_generated/drush\_generated.links.menu.yml
- /var/www/html/web/modules/custom/drush\_generated/drush\_generated.permissions.yml
- /var/www/html/web/modules/custom/drush\_generated/drush\_generated.routing.yml
- /var/www/html/web/modules/custom/drush\_generated/config/schema/drush\_generated.schema.yml
- /var/www/html/web/modules/custom/drush\_generated/src/ConfigGeneratedInterface.php
- /var/www/html/web/modules/custom/drush\_generated/src/ConfigGeneratedListBuilder.php
- /var/www/html/web/modules/custom/drush\_generated/src/Entity/ConfigGenerated.php
- /var/www/html/web/modules/custom/drush\_generated/src/Form/ConfigGeneratedForm.php

# Message entities ☆

- Messages
- Manage fields
- Manage form display
- Manage display

+ Add message

Title	Operations
There are no message entities yet.	

# Edit *Alert* ☆

- Edit
- Manage fields
- Manage form display
- Manage display

Label \*

Alert

Machine name: alert


Save

 Delete

Permission	Anonymous user	Authenticated user	Content editor	Administrator
<b>My Module</b>				
Access the message entities overview page	<input type="checkbox"/>	<input type="checkbox"/>	<input type="checkbox"/>	<input checked="" type="checkbox"/>
Administer message entities <i>Warning: Give to trusted roles only; this permission has security implications.</i>	<input type="checkbox"/>	<input type="checkbox"/>	<input type="checkbox"/>	<input checked="" type="checkbox"/>
Administer message types	<input type="checkbox"/>	<input type="checkbox"/>	<input type="checkbox"/>	<input checked="" type="checkbox"/>
Announcement: Create message entities	<input type="checkbox"/>	<input type="checkbox"/>	<input type="checkbox"/>	<input checked="" type="checkbox"/>
Announcement: Delete message entities	<input type="checkbox"/>	<input type="checkbox"/>	<input type="checkbox"/>	<input checked="" type="checkbox"/>
Announcement: Update message entities	<input type="checkbox"/>	<input type="checkbox"/>	<input type="checkbox"/>	<input checked="" type="checkbox"/>
Announcement: View message entities	<input type="checkbox"/>	<input type="checkbox"/>	<input type="checkbox"/>	<input checked="" type="checkbox"/>
View message entities	<input type="checkbox"/>	<input type="checkbox"/>	<input type="checkbox"/>	<input checked="" type="checkbox"/>

# Chapter 10: Theming and Frontend Development

## Uninstalled themes




**Classy**  
A base theme with sensible default CSS classes added.

[Link 1](#)  
[Link 2](#)  
[Link 3](#)  
[Link 4](#)  
[Link 5](#)

[Home](#)

**Donec felis eros, blandit non**


Submitted by admin on Thu, 04/16/2015 - 04:20



Morbi id lacus. Etiam malesuada diam ut libero. Sed blandit, justo nec euismod laoreet, nunc nulla laculis elit, vitae. Donec dolor. Class aptent taciti sociosqu ad litora torquent per conubia nostra, per inceptos hymenaeos. Vivamus vestibulum felis [nec libero](#). [Duis lobortis](#). Cum sociis natoque penatibus et magnis dis parturient montes, nascetur ridiculus mus. Nunc venenatis pretium magna. Donec dictum ultrices massa. Donec vestibulum porttitor purus. Mauris nibh ligula, porta non, porttitor sed, fermentum id, dolor. Donec eu lectus et elit porttitor rutrum. Aenean justo. Phasellus augue tortor, mattis nonummy, aliquam euismod, cursus eget, ipsum. Sed ultrices bibendum ante. Maecenas rhoncus lincidunt eros.

**My theme**

☒ Install ☒ Install and set as default




**Stark**  
Drupal's Default HTML Markup

[Link 1](#)  
[Link 2](#)  
[Link 3](#)  
[Link 4](#)  
[Link 5](#)

[1. Home](#)

**Donec felis eros, blandit non**

Submitted by admin on Thu, 04/16/2015 - 04:20



Morbi id lacus. Etiam malesuada diam ut libero. Sed blandit, justo nec euismod laoreet, nunc nulla laculis elit, vitae. Donec dolor. Class aptent taciti sociosqu ad litora torquent per conubia nostra, per inceptos hymenaeos. Vivamus vestibulum felis [nec libero](#). [Duis lobortis](#). Cum sociis natoque penatibus et magnis dis parturient montes, nascetur ridiculus mus. Nunc venenatis pretium magna. Donec dictum ultrices massa. Donec vestibulum porttitor purus. Mauris nibh ligula, porta non, porttitor sed, fermentum id, dolor. Donec eu lectus et elit porttitor rutrum. Aenean justo. Phasellus augue tortor, mattis nonummy, aliquam euismod, cursus eget, ipsum. Sed ultrices bibendum ante. Maecenas rhoncus lincidunt eros.

**Stark 10.0.0-alpha3**

An intentionally plain theme with no styling to demonstrate default Drupal's HTML and CSS. Learn how to build a custom theme from Stark in the [Theming Guide](#).

☒ Install ☒ Install and set as default

### Logo image

☐ Use the logo supplied by the theme

#### Path to custom logo

Examples: logo.svg (for a file in the public filesystem), public://logo.svg, or core/themes/claro/logo.svg.

#### Upload logo image

No file chosen


If you don't have direct file access to the server, use this field to upload your logo.

### Favicon

Your shortcut icon, or favicon, is displayed in the address bar and bookmarks of most browsers.

☒ Use the favicon supplied by the theme

Save configuration



# Drush Site-Install

[Home](#)

[Log in](#)

No front page content has been created yet.  
Follow the [User Guide](#) to start building your site.

## Welcome to Drush Site-Install

Powered by [Drupal](#)

ElementsConsoleSourcesNetwork

1 Issue: 1

Hello world!

js\_GN0gDNJur0LFX\_YDJ...4SDxiBLZgn1g.js:276

Your name \*

Your email address \*

Subject \*

Message \*

```

- input--email.html.twig
+ input.html.twig
-->
<!-- BEGIN OUTPUT from
'themes/mytheme/templates/form/input--email.html.twig' -->
<input data-drupal-selector="edit-mail" type="email" id="ed
it-mail" name="mail" value size="60" maxlength="254" class=
"form-email required input--email" required="required"
aria-required="true" placeholder="email@example.com"> $@
<!-- END OUTPUT from 'themes/mytheme/templates/form/input--
email.html.twig' -->
</div>
<!-- END OUTPUT from 'themes/mytheme/templates/form/form-
element.html.twig' -->
<!-- THEME DEBUG -->
<!-- THEME HOOK: 'container' -->
<!-- BEGIN OUTPUT from
'themes/mytheme/templates/form/container.html.twig' -->
```

### ^ 1x X-Large [all and (min-width: 1300px)]

#### Type

- ☐ Select multiple image styles and use the sizes attribute.
- ☒ Select a single image style.
- ☐ Do not use this breakpoint.

See the [Responsive Image help page](#) for information on the sizes attribute.

#### Image style

Max 650x650

▼

Select an image style for this breakpoint.

### ^ 1x Large [all and (min-width: 1000px)]

#### Type

- ☐ Select multiple image styles and use the sizes attribute.
- ☒ Select a single image style.
- ☐ Do not use this breakpoint.

See the [Responsive Image help page](#) for information on the sizes attribute.

#### Image style

Max 650x650

▼

Select an image style for this breakpoint.

Field

Label

Format

Image

- Hidden -

Format settings: **Responsive image**

**Responsive image style\***

Article image

[Configure Responsive Image Styles](#)

**Link image to**

Nothing

Update

Cancel

# Chapter 11: Multilingual and Internationalization

Home > Administration > Configuration > Regional and language > Languages

Detection and selection ☆

ListDetection and selection

Define how to decide which language is used to display page elements (primarily text provided by modules, such as field labels and help text). This decision is made by evaluating a series of detection methods in the order defined on this page. The default language can be changed as browser detection when page-caching is enabled and a user is not currently logged in. Define the order of evaluation of language detection methods on this page. The default language can be changed.

### Interface text language detection

Order of language detection methods for interface text. If a translation of interface text is available in the detected language, it will be displayed.

Detection method	Description
Account administration pages	Account administration pages language setting.
URL	Language from the URL (Path prefix or domain).
Session	Language from a request/session parameter.
User	Follow the user's language preference.
Browser	Language from the browser's language settings.
Selected language	Language based on a selected language.

## Content language detection

Order of language detection methods for content. If a version of content is available in the detected language, it will be displayed.

- ☒ Customize *Content* language detection to differ from Interface text language detection settings

^ Language settings

Site language

English ▾

This account's preferred language for emails. This is also assumed to be the primary language of this account's profile information.

Administration pages language

- No preference - ▾

- No preference -

English

Spanish

^ Contact settings



## Session language detection configuration ☆

Determine the language from a request/session parameter. Example: "http://example.com?language=de" sets language to German based on the use of "de" within the "language" parameter.

Request/session parameter

language

Name of the request/session parameter used to determine the desired language.

Save configuration

+ Add language

Show row weights

NAME	DEFAULT	INTERFACE TRANSLATION	OPERATIONS
English	<input checked="" type="radio"/>	not applicable	Edit

Save configuration

Show row weights

NAME	DEFAULT	INTERFACE TRANSLATION	OPERATIONS
English	<input checked="" type="radio"/>	not applicable	Edit
Spanish	<input type="radio"/>	7971/8121 (98.15%)	Edit

Save configuration

### ▼ FILTER TRANSLATABLE STRINGS

String contains

Leave blank to show all strings. The search is case sensitive.

Translation language

Spanish

Search in

Only untranslated string

Filter

Reset



\* Changes made in this table will not be saved until the form is submitted.

SOURCE STRING

TRANSLATION FOR SPANISH

Use `<em>basic pages</em>` for your static content, such as an 'About us' page.\*

Utilice `<em>páginas básicos</em>` para el contenido estático , como una página 'Sobre nosotros'.

# Spanish overview

**Overview** Board Translate

Spanish translation team – Grupo de traducción al Español

Nuevo!: [Ayuda a probar la nueva versión de localize.drupal.org en Drupal 7!](#)

- [Diccionario – Libro de estilo](#) Wiki para crear un glosario de términos, manuales para traductores y libro de estilo en Español.
- [Traducción de Drupal core](#) Paquete de archivos .po que componen la traducción de Drupal, y los módulos del Core, al español neutro.
- [Interfaz de traducción](#): Aportar sugerencias de traducción para cadenas de texto pendientes de traducir. Los moderadores validarán las sugerencias y seleccionarán la que será finalmente utilizada por la comunidad. Permite importar nuevas cadenas de texto (actualizaciones de módulos) y exportarlas para ser utilizadas en producción.
- [Foro de traducciones](#): Iniciar y seguir debates sobre palabras o cadenas de texto concretas. Las discusiones sobre palabras establecen una base sólida sobre la que luego construir las sugerencias que serán posteadas en [localize.drupal.org](#)
- [Glosario de términos](#): Establece una relación de traducción "automática" para los términos más comunes.
- [Directrices para la traducción](#): Ofrece ideas sobre cómo realizar la traducción al español, de modo que los traductores tengamos un criterio homogéneo. Son ideas abiertas a discusión y por tanto no son realmente un "Libro de Estilo".
- [Moderadores de la traducción](#): Cómo convertirse en moderador y líneas guía para moderar las traducciones.

## Top downloads

### Drupal core

Project	Version	Downloads	Date created	Up to date as of
<a href="#">Drupal core</a>	5.23	<a href="#">Download</a> (414.14 KB)	2011-Jun-23	2011-Jul-14
<a href="#">Drupal core</a>	6.37	<a href="#">Download</a> (529.03 KB)	2015-Oct-01	2015-Dec-06
<a href="#">Drupal core</a>	7.41	<a href="#">Download</a> (679.04 KB)	2015-Nov-03	2015-Dec-06
<a href="#">Drupal core</a>	8.0.1	<a href="#">Download</a> (1.04 MB)	2015-Dec-04	2015-Dec-06

Content type	List
Custom block fields	List
Custom block type	List
Date format	List
Form mode	List
Image style	List

## Translations for *Default long date date format* ☆

[Edit](#)
[Translate date format](#)
[Devel](#)

[Home](#) » [Administration](#) » [Configuration](#) » [Regional and language](#) » [Date and time formats](#) » [Edit date format](#)

LANGUAGE	OPERATIONS
English (original)	<a href="#">Edit</a>
Danish	<a href="#">Add</a>

```

+-----+-----+
| name                | collection |
+-----+-----+
| block.block.bartik_account_menu | language.es |
| block.block.bartik_account_menu | language.es |
+-----+-----+
2 rows in set (0.00 sec)

```

<input checked="" type="checkbox"/>	Basic page	<div>Default language</div> <div>Site's default language (English) ▼</div> <div>Explanation of the language options is found on the <a href="#">languages list page</a>.</div> <div><input checked="" type="checkbox"/> Show language selector on create and edit pages</div>
<input checked="" type="checkbox"/>	Title	
<input checked="" type="checkbox"/>	Authored by	
<input checked="" type="checkbox"/>	Publishing status	
<input checked="" type="checkbox"/>	Authored on	
<input checked="" type="checkbox"/>	Changed	
<input checked="" type="checkbox"/>	Promoted to front page	
<input checked="" type="checkbox"/>	Sticky at top of lists	
<input checked="" type="checkbox"/>	URL alias	
<input checked="" type="checkbox"/>	Body	
<input checked="" type="checkbox"/>	Email	

Save configuration

## Translations of *About us* ☆

[View](#)[Edit](#)[Delete](#)[Devel](#)[Translate](#)[Home](#) » [About us](#)

LANGUAGE	TRANSLATION	STATUS	OPERATIONS
English (Original language)	<a href="#">About us</a>	Published	<a href="#">Edit</a>
Spanish	n/a	Not translated	<a href="#">Add</a>








## Crear traducción *Español* de *About us* ☆

[Inicio](#) » [About us](#) » [Translations](#) » [Agregar](#) » [Agregar](#)



Título \*

About us

Cuerpo ([Edit summary](#))

**B** *I*       Formato  Fuente HTML

This piece of content describes the website and what we do.

Formato de texto HTML Básico  [Acerca de formatos de texto](#) 

[Guardar y mantener publicado. \(esta traducción\)](#) 


[Vista previa](#)

### ▼ [TRANSLATION](#)

☐ Flag other translations as outdated

If you made a significant change, which means the other translations should be updated, you can flag all translations of this content as outdated. This will not change any other property of them, like whether they are published or not.

**Authored by**

admin (1) 

Leave blank for *Anonymous*.



Inicio

# Bienvenido a Drupal 10 Cookbook

Aún no se ha creado contenido para la portada.

## ▼ (EMPTY) COMBINE

A string to identify the handler instance in the admin UI.  
(Empty)

A string to identify the handler instance in the admin UI.

## ▼ NAME OR EMAIL CONTAINS EXPOSED

**Label**  
Name or email contains

**Label**

Nombre o correo contienen

**Description**  
(Empty)

**Description**

## ► (EMPTY) GROUP

▼ PAGE DISPLAY OPTIONS

▼ LIST MENU

**Title**  
List

**Title**

Lista

**Description**  
Find and manage people interacting with your site.

**Description**

Encontrar y gestionar qué personas interactúan con su sitio.

▼ PEOPLE TAB OPTIONS

**Title**  
People

**Title**

Usuarios

**Description**  
Manage user accounts, roles, and permissions.

**Description**

Gestionar las cuentas, roles y permisos de usuarios.



# Chapter 12: Building APIs with Drupal

^ Web services		
<input checked="" type="checkbox"/>	HTTP Basic Authentication	✓ Supplies an HTTP Basic authentication provider.
<input checked="" type="checkbox"/>	JSON:API	✓ Exposes entities as a JSON:API-specification-compliant web API.
<input checked="" type="checkbox"/>	RESTful Web Services	✓ Exposes entities and other resources as RESTful web API
<input checked="" type="checkbox"/>	Serialization	✓ Provides a service for (de)serializing data to/from formats such as JSON and XML.

## Web services

### > JSON:API

Configure whether to allow only read operations or all operations.

## JSON:API ☆

### Allowed operations

- ☒ Accept only JSON:API read operations.
- ☐ Accept all JSON:API create, read, update, and delete operations.

Warning: Only enable all operations if the site requires it. [Learn more about securing your site with JSON:API.](#)

Save configuration

```
{
  - jsonapi: {
    version: "1.0",
    - meta: {
      - links: {
        - self: {
          href: "http://jsonapi.org/format/1.0/"
        }
      }
    }
  },
  - data: [
    - {
      type: "node--page",
      id: "77d91b00-ada6-44b5-a4b0-22fcc812b5dd",
      + links: { ... },
      - attributes: {
        drupal_internal__nid: 1,
        drupal_internal__vid: 1,
        langcode: "en",
        revision_timestamp: "2022-12-16T15:58:09+00:00",
        revision_log: null,
        status: true,
        title: "Test 1",
        created: "2022-12-16T15:57:59+00:00",
        changed: "2022-12-16T15:58:09+00:00",
        promote: false,
        sticky: false,
        default_langcode: true,
        revision_translation_affected: true,
        - path: {
          alias: null,
          pid: null,
          langcode: "en"
        },
        body: null
      }
    }
  ]
}
```

```

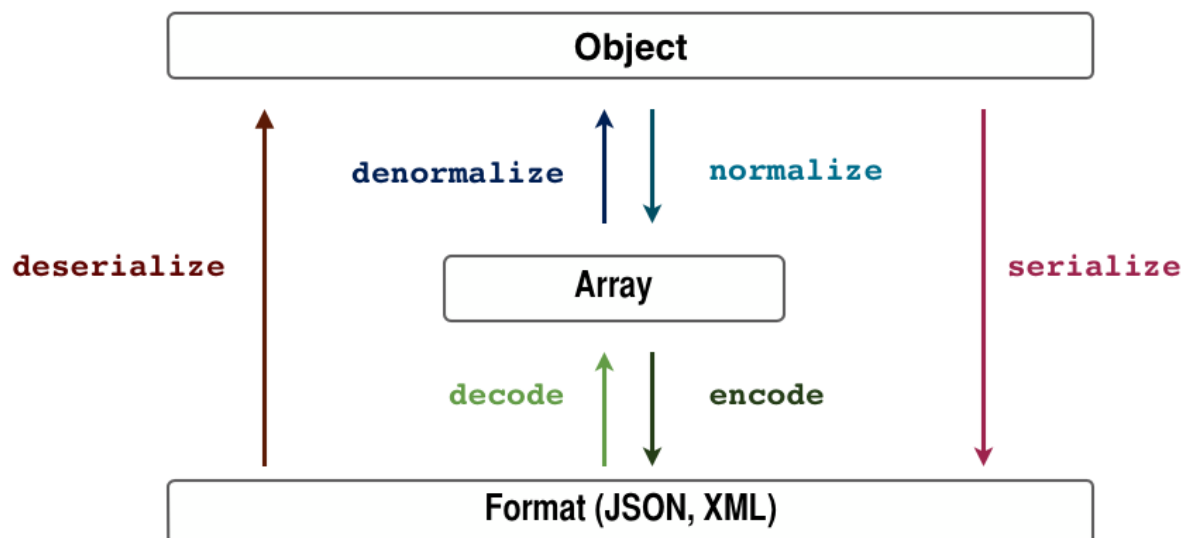
{
  - jsonapi: {
    version: "1.0",
    - meta: {
      - links: {
        - self: {
          href: "http://jsonapi.org/format/1.0/"
        }
      }
    }
  },
  - data: [
    - {
      type: "node--page",
      id: "77d91b00-ada6-44b5-a4b0-22fcc812b5dd",
      - links: {
        - self: {
          href: "http://d10.docker.localhost/jsonapi/node/page/77d91b00-ada6-44b5-a4b0-22fcc812b5dd?resourceVersion=id%3A1"
        }
      },
      - attributes: {
        title: "Test 1"
      }
    },
    - {
      type: "node--page",
      id: "5107045b-6aa7-42b0-a65c-59065715702d",
      - links: {
        - self: {
          href: "http://d10.docker.localhost/jsonapi/node/page/5107045b-6aa7-42b0-a65c-59065715702d?resourceVersion=id%3A2"
        }
      },
      - attributes: {
        title: "Test 2"
      }
    },
    - {
      type: "node--page",
      id: "a4dfe010-db49-42e4-8797-7d66b3c8608e",
      - links: {
        - self: {
          href: "http://d10.docker.localhost/jsonapi/node/page/a4dfe010-db49-42e4-8797-7d66b3c8608e?resourceVersion=id%3A3"
        }
      },
      - attributes: {
        title: "Test 3"
      }
    }
  ]
},

```

```

- included: [
  - {
    type: "user--user",
    id: "cf2637c1-6f35-40ae-90aa-29d453dddfaa",
    - links: {
      - self: {
        href: "http://d10.docker.localhost/jsonapi/user/use
      },
    },
    - attributes: {
      display_name: "admin",
      drupal_internal__uid: 1,
      langcode: "en",
      preferred_langcode: "en",
      preferred_admin_langcode: null,
      name: "admin",
      mail: "admin@example.com",
      timezone: "UTC",
      status: true,
      created: "2022-12-16T15:17:47+00:00",
      changed: "2022-12-16T15:17:47+00:00",
      access: "2022-12-17T01:16:51+00:00",
      login: "2022-12-16T15:18:23+00:00",
      init: "admin@example.com",
      default_langcode: true
    },
  },
]

```



JSON:API Explorer

Back

Article content items

ID

drupal\_internal\_id:integer

Revision ID

drupal\_internal\_vid:integer

Language

langcode:string

Revision create time

revision\_timestamp:number

The time that the current revision was created.

format:'utc-millicsec'

Revision log message

revision\_log:string

Briefly describe the changes you have made.

default:''

Published

status:boolean

default:true

Title

title:string

maxLength:255

Author on

created:number

The time that the node was created.

https://example.jsonapi.dev/jsonapi/node/article?include=uid&fields[node--article]=drupal\_internal\_id,langcode,body,title

Filter

Include

Fieldset

Sort

Summary

Raw

3 results

root: 4418fb62-a5bd-44a6-9049-e8f7f0434718 (node--article)pointer: /data/0

type

id

drupal\_internal\_id

langcode

title

body

type

id

drupal\_internal\_id

langcode

title

body

root: 069cefeb-17c8-49d8-97ae-e761f2cb97e4 (node--article)pointer: /data/1

type

# JSON:API Extras

Settings

JSON:API Extras

Settings

Resource overrides

## Path prefix \*

/ api

The path prefix for JSON:API.

☐ Include count in collection queries

If activated, all collection responses will return a total record count for the provided query.

☐ Disabled by default

If activated, all resource types that don't have a matching enabled resource config will be disabled.

Save configuration

## Resource

☒ Disabled

Check this if you want to disable this resource. Disabling a resource can have unexpected results when following relationships belonging to that resource.

Override configuration for the resource entity.

Save

Disabled	Field name	Alias	
<input type="checkbox"/>	nid	<input type="text" value="nid"/>	<a href="#">► Advanced</a>
<input type="checkbox"/>	uuid	<input type="text" value="uuid"/>	<a href="#">► Advanced</a>
<input type="checkbox"/>	vid	<input type="text" value="vid"/>	<a href="#">► Advanced</a>
<input type="checkbox"/>	langcode	<input type="text" value="langcode"/>	<a href="#">► Advanced</a>
<input type="checkbox"/>	type	<input type="text" value="type"/>	<a href="#">► Advanced</a>
<input checked="" type="checkbox"/>	revision_timestamp		<a href="#">► Advanced</a>
<input checked="" type="checkbox"/>	revision_uid		<a href="#">► Advanced</a>
<input checked="" type="checkbox"/>	revision_log		<a href="#">► Advanced</a>
<input type="checkbox"/>	created	<input type="text" value="created"/>	<a href="#">▼ Advanced</a>
<div><div><input checked="" type="checkbox"/> Enhancer for: <i>created</i></div><div><div>Date Time (Date Time field) ▼</div><div>Format</div><div><input type="text" value="Y-m-d\TH:sO"/></div><div>Use a valid date format.</div></div></div>			
<input type="checkbox"/>	changed	<input type="text" value="changed"/>	<a href="#">▼ Advanced</a>
<div><div><input checked="" type="checkbox"/> Enhancer for: <i>changed</i></div><div><div>Date Time (Date Time field) ▼</div><div>Format</div><div><input type="text" value="Y-m-d\TH:sO"/></div><div>Use a valid date format.</div></div></div>			

```

- attributes: {
  drupal_internal__nid: 8,
  drupal_internal__vid: 14,
  langcode: "en",
  status: true,
  title: "Test Article",
  created: "2022-12-17T19:41:31+0000",
  changed: "2022-12-17T19:41:40+0000",
  promote: true,
  sticky: false,
- path: {
  alias: null,
  pid: null,
  langcode: "en"
},
- body: {
  value: "<p>Test article content</p>",
  format: "basic_html",
  processed: "<p>Test article content</p>",
  summary: ""
},
+ comment: { ... }
},

```

## JSON:API

### Allowed operations

- ☐ Accept only JSON:API read operations.
- ☒ Accept all JSON:API create, read, update, and delete operations.

Warning: Only enable all operations if the site requires it. [Learn more about securing your site with JSON:API.](#)

Save configuration

<input type="checkbox"/> Title	Content type	Author	Status	Updated
<input type="checkbox"/> <a href="#">New article created by chapter12</a>	Article	<a href="#">chapter12</a>	Published	12/17/2022 - 15:51

## Body ([Edit summary](#))

This node was created using JSON:API!

Text format Plain text

[About text formats](#)

```
- data: [
  - {
    type: "node--article",
    id: "1ddf244d-e8e6-40f5-be48-23bc8fa0fa3e",
    + links: { ... },
    - attributes: {
      drupal_internal__nid: 5,
      drupal_internal__vid: 5,
      langcode: "en",
      revision_timestamp: "2022-12-17T15:51:23+00:00",
      revision_log: null,
      status: true,
      title: "New article created by chapter12",
      created: "2022-12-17T15:51:23+00:00",
      changed: "2022-12-17T15:51:23+00:00",
      promote: true,
      sticky: false,
      default_langcode: true,
      revision_translation_affected: true,
    + path: { ... },
    - body: {
      value: "This node was created using JSON:API!",
      format: "plain_text",
      processed: "<p>This node was created using JSON:API!</p>
      ",
      summary: null
    },
  },
]
```



Title \*

Article updated by chapter12

▼ Image

Body ([Edit summary](#))

This node was updated using JSON:API!

Text format

Plain text



[About text formats](#)

## Edit Article Using Drupal 10 PATCH & JSON:API by Johnny Editor



View

[Edit](#)

Delete

Revisions

Title \*

Using Drupal 10 PATCH & JSON:API by Johnny Editor

▼ Image

Body ([Edit summary](#))

This is how you use Drupal 10 PATCH & JSON:API.

### Published

Last saved: 12/17/2022 - 17:44

Author: Johnny Editor

☒ Create new revision

Revision log message

```

- data: [
  - {
    type: "taxonomy_term--tags",
    id: "4ef201ed-7cb6-49e5-b125-4c2709be1a42",
+ links: { ... },
- attributes: {
  drupal_internal__tid: 2,
  drupal_internal__revision_id: 2,
  langcode: "en",
  revision_created: "2022-12-17T17:50:12+00:00",
  revision_log_message: null,
  status: true,
  name: "Technology",
  description: null,
  weight: 0,
  changed: "2022-12-17T17:50:12+00:00",
  default_langcode: true,
  revision_translation_affected: true,
- path: {
  alias: null,
  pid: null,
  langcode: "en"
}
}
]

```

## Tags

Technology (2), News (3)



Enter a comma-separated list. For example: Amsterdam, Mexico City, "Cleveland, Ohio"

```

- relationships: {
  + node_type: { ... },
  + revision_uid: { ... },
  - uid: {
    - data: {
      type: "user--user",
      id: "c1ce9fe6-4eea-4f69-92c2-883415019002",
      - meta: {
        drupal_internal__target_id: 3
      }
    },
    + links: { ... }
  },
+ field_image: { ... },
- field_tags: {
  - data: [
    - {
      type: "taxonomy_term--tags",
      id: "4ef201ed-7cb6-49e5-b125-4c2709be1a42",
      - meta: {
        drupal_internal__target_id: 2
      }
    },
    - {
      type: "taxonomy_term--tags",
      id: "09504010-8eff-4be0-8205-607f9e74ffa1",
      - meta: {
        drupal_internal__target_id: 3
      }
    }
  ]
}

```

## Tags

Enter a comma-separated list. For example: Amsterdam, Mexico City, "Cleveland, Ohio"

```
{
  - jsonapi: {
    version: "1.0",
    - meta: {
      - links: {
        - self: {
          href: "http://jsonapi.org/format/1.0/"
        }
      }
    },
    data: [ ],
    - links: {
      - self: {
        href: "http://localhost/jsonapi/node/article"
      }
    }
  }
}
```

### REST export settings

☒ Provide a REST export

REST export path

/api/users

REST export: Row style options

Field	Alias	Raw output
name	<input type="text"/>	<input type="checkbox"/>
mail	<input type="text" value="email"/>	<input type="checkbox"/>
user_picture	<input type="text" value="avatar"/>	<input type="checkbox"/>

Apply

Cancel

Resource name	Path	Description	Operations
Content	/node/{node}: GET, PATCH, DELETE /node: POST	methods: GET, POST, PATCH, DELETE formats: json authentication: basic_auth	<div>Edit</div> <div></div>

# Simple OAuth Settings

Settings

Clients

Tokens

OpenID Connect

Scopes

[+ Add Client](#)

Scope provider \*

Dynamic (entity) 

The active scope provider. The dynamic scope provider makes use of config entity; which makes it possible to manage the scopes via the UI.

Token batch size.

0

The number of expired token to delete per batch during cron cron.

Public Key \*

/path/to/public.key

The path to the public key file.

Private Key \*

/path/to/private.key

The path to the private key file.

Generate keys

Save configuration

## Chapter 13: Writing Automated Tests in Drupal

*No images...*

# Chapter 14: Migrating External Data into Drupal

## Upgrade ☆

Upgrade a site by importing its files and the data from its database into a clean and empty new install of Drupal 10. See the [Drupal site upgrades handbook](#) for more information.

### Definitions

Old site

The site you want to upgrade.

New site

This empty Drupal 10 installation you will import the old site to.

### Preparation steps

1. Make sure that **access to the database** for the old site is available from this new site.
2. **If the old site has private files**, a copy of its files directory must also be accessible on the host of this new site.
3. **Enable all modules on this new site** that are enabled on the old site. For example, if the old site uses the Book module, then enable the Book module on this new site so that the existing data can be imported to it.
4. **Do not add any content to the new site** before upgrading. Any existing content is likely to be overwritten by the upgrade process. See [the upgrade preparation guide](#).
5. Put this site into [maintenance mode](#).

The upgrade can take a long time. It is better to upgrade from a local copy of your site instead of directly from your live site.

Continue



**Drupal version of the source site \***

☐ Drupal 6

☒ Drupal 7

^ **Source database**

Provide credentials for the database of the Drupal site you want to upgrade.

**Database type \***

☒ MariaDB

☐ PostgreSQL

☐ SQLite

**Database host \***

localhost



**Database name \***

drupal7

**Database username \***

drupal7

**Database password**

.....



^ **Advanced options**

**Port number**

3306

**Table name prefix**

## Document root for public files

To import public files from your current Drupal site, enter a local file directory containing your site (e.g. /var/www/docroot), or your site address (for example http://example.com).

## Document root for private files


To import private files from your current Drupal site, enter a local file directory containing your site (e.g. /var/www/docroot). Leave blank to use the same value as Public files directory.

### Migrations ☆

Migration	Machine Name	Status	Total	Imported	Unprocessed	Messages	Last Imported	Operations
<a href="#">Redirects</a>	redirects	Idle	2195	0	2195	<a href="#">0</a>		<a href="#">Execute</a>

## Migrating *Redirects* ☆

Importing *Redirects* (14%).



Migrating *Redirects*

<input type="checkbox"/>	From	To	Status code	Original language	Created	Operations links
<input type="checkbox"/>	/foo	<a href="#">/node/1</a>	301	English	Fri, 12/16/2022 - 16:13	<a href="#">Edit</a> <a href="#">▼</a>
<input type="checkbox"/>	/foo/bar	<a href="#">/node/2</a>	301	English	Fri, 12/16/2022 - 16:13	<a href="#">Edit</a> <a href="#">▼</a>
<input type="checkbox"/>	/foo/bar/baz	<a href="#">/node/3</a>	301	English	Fri, 12/16/2022 - 16:13	<a href="#">Edit</a> <a href="#">▼</a>

Used to define this page's language code. May be the two letter language code, e.g. "de" for German, or the ISO country code, e.g. "de-AT" for German in Austria. Still used by Bing.

### Robots

- ☐ index - Allow search engines to index this page (assumed).
- ☐ follow - Allow search engines to follow links on this page (assumed).
- ☒ noindex - Prevents search engines from indexing this page.
- ☒ nofollow - Prevents search engines from following links on this page.
- ☒ noarchive - Prevents cached copies of this page from appearing in search results.
- ☒ nosnippet - Prevents descriptions from appearing in search results, and prevents page caching.
- ☐ noodp - Blocks the [Open Directory Project](#) description from appearing in search results.
- ☐ noydir - Prevents Yahoo! from listing this page in the [Yahoo! Directory](#).
- ☐ noimageindex - Prevent search engines from indexing images on this page.
- ☐ notranslate - Prevent search engines from offering to translate this page in search results.

Provides search engines with specific directions for what to do when this page is indexed.

### Shortlink URL

field_metatags_value
a:1:{s:6:"robots";s:39:"noindex, nofollow, noarchive, nosnippet";}
a:1:{s:6:"robots";s:39:"noindex, nofollow, noarchive, nosnippet";}
a:1:{s:6:"robots";s:39:"noindex, nofollow, noarchive, nosnippet";}