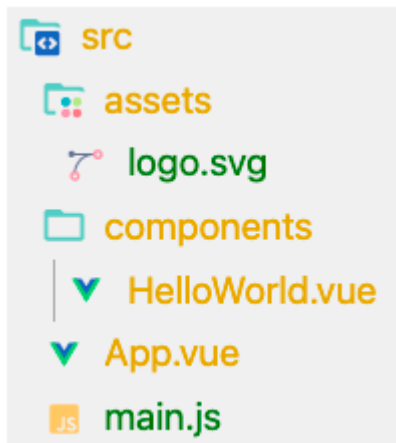
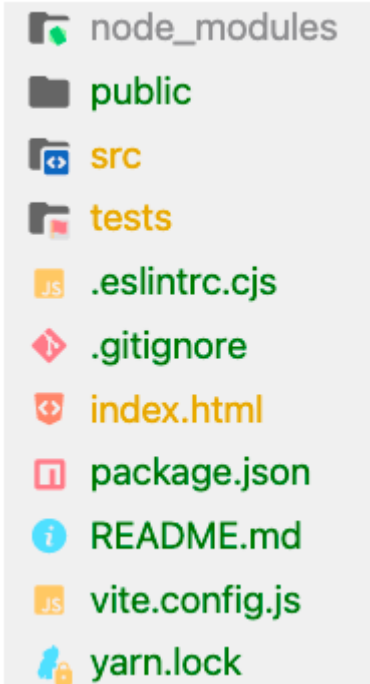


## Chapter 01: Starting Your First Vue Project

Start using Vue.js today!



```
<template>
  <div>
    <!-- Write HTML syntax here -->
  </div>
</template>
```

```
<script>
  export default {
    // Write javascript here
  }
</script>
```

```
<style>
  /* Write styling here */
</style>
```

My first component!

MY FIRST COMPONENT!

**My first component!**

**MY FIRST COMPONENT!**

**Directive text**

**Directive text**

Stylise  
HTML in  
**your data**

**Directive text**

Stylise  
HTML in  
**your data**

[Go to Google](#)

[Go to Google](#)

# Directive text

[Go to Google](#)

```
<!DOCTYPE html>
<html lang="en">
  <head>...</head>
  <body data-gr-c-s-loaded="true">
    <noscript>...</noscript>
    <div data-v-d9ee5bac>
      <h1 data-v-d9ee5bac>Directive text</h1>
      ... <h2 data-v-d9ee5bac style="display: none;">...</h2> == $0
      <a data-v-d9ee5bac href="https://google.com" target="_blank"
        tabindex="0">Go to Google</a>
    </div>
    <!-- built files will be auto injected -->
    <script type="text/javascript" src="/js/chunk-vendors.js">
    </script>
    <script type="text/javascript" src="/js/app.js"></script>
  </body>
</html>
```

Name

Preferred javascript style

## Overview

Name: Clifford

Preference: Javascript



1  
2  
3  
4  
5

## Looping through arrays

- TV
- Games
- Sports

### • items 1

About item 1

- Summer
- Winter
- Spring
- Autumn

### • Item 2

About item 2

- North
- West
- East
- South

## Looping through array of objects

TV

Games

Sports

## Looping through array of objects

TV

1. Designated Survivor
2. Spongebob

Games

1. CS:GO

Sports

```
▼<ul data-v-d999cea6>
  ►<li data-v-d999cea6>...</li>
  ►<li data-v-d999cea6>...</li>
  ▼<li data-v-d999cea6>
    " Sports "
```

```
...    <ol data-v-d999cea6></ol> == $0
    </li>
  </ul>
```

```
▼<li data-v-d999cea6>
  " Sports "
...    <!--<!--> == $0
    </li>
  </ul>
```

- 0. title: Frontend development with Vue
- 1. description: Learn the awesome of Vue
- 2. lecturer: Maya and Raymond

- title: My list component information
- subtitle: Vue JS basics
- items: [ "Looping", "Data", "Methods" ]

- title: My list component information
- subtitle: Vue JS basics
- items: Looping,Data,Methods

## Triggering Vue Methods

- 
- 
- 
- 
- 

localhost:3000 says

1 has been clicked

OK

## Returning Methods

Cart(0) 0

- 
- 
- 
- 
-

# Returning Methods

Cart(2) 7

- 
- 
- 
- 
- 

# Returning Methods

Cart(0) \$0.00

- 
- 
- 
- 
-

localhost:3000 says

beforeCreate: data is static, thats it

OK

localhost:3000 says

created: data and events ready, but no DOM

OK

localhost:3000 says

beforeMount: \$el not ready

OK

localhost:3000 says

mounted: DOM ready to use

OK

# Vue Lifecycle

localhost:3000 says

beforeUpdate: we know an update is about to happen, and have the data

OK

- Apex Legends

Delete

- A Plague Tale: Innocence

Delete

# Vue Lifecycle

localhost:3000 says

updated: virtual DOM will update after you click OK

OK

- Apex Legends Delete
- A Plague Tale: Innocence Delete
- ART SGOOL Delete

localhost:3000 says

beforeUnmount: about to blow up this component

OK

## My list component!

### Vue JS basics

- Item 1
- Item 2
- Item 3

## My list component!

### Vue JS basics

- Item 1
- Item 2
- Item 3

```

▼<style type="text/css">
  /* typography.scss */
  h1[data-v-da7b46b6] {
    margin-top: 60px;
    text-align: center;
    color: #2c3e50;
  }
  h1 + h2[data-v-da7b46b6] {
    text-align: center;
    color: #4fc08d;
  }
  ul[data-v-da7b46b6] {
    display: block;
    margin: 0 auto;
    max-width: 400px;
    padding: 30px;
    border: 1px solid rgba(0, 0, 0, 0.25);
  }
  ul > li[data-v-da7b46b6] {
    color: #2c3e50;
    margin-bottom: 4px;
  }
  h1[data-v-da7b46b6] {
    font-size: 50px;
    color: #003366;
  }
</style>
</head>
▼<body>
  ▼<div id="app" data-v-app>
    ▼<div data-v-da7b46b6>
      <h1 data-v-da7b46b6>My list component!</h1>
      <h2 data-v-da7b46b6>Vue JS basics</h2>
      ►<ul data-v-da7b46b6>...</ul>
    
```

# My list component!

## Vue JS basics

- Item 1
- Item 2
- Item 3

## Binding with v-bind example

## Binding with v-bind example

```
... <h1 style="--da7b46b6-headingStyles_marginTop:10px; --da7b46b6-headingStyles_textAlign:center; --da7b46b6-headingStyles_color:#4fc08d;">Binding with v-bind example</h1> == $0</div>
```

html body div#app h1

Styles Computed Layout Event Listeners DOM Breakpoints Properties Accessibility

Filter

:hov .cls + <|

```
element.style {
  --da7b46b6-headingStyles_marginTop: 10px;
  --da7b46b6-headingStyles_textAlign: center;
  --da7b46b6-headingStyles_color: #4fc08d;
}
```

```
h1 {
  margin-top: var(--da7b46b6-headingStyles_marginTop);
  text-align: var(--da7b46b6-headingStyles_textAlign);
  color: var(--da7b46b6-headingStyles_color);
}
```

<style>



```

element.style {
  --da7b46b6-__headingStyles_marginTop__5_px_: 15px;
  --da7b46b6-headingStyles_textAlign: center;
  --da7b46b6-headingStyles_color: #4fc08d;
}

h1 {
  margin-top: var(--da7b46b6-__headingStyles_marginTop__5_px_);
  text-align: var(--da7b46b6-headingStyles_textAlign);
  color: #4fc08d;
}

```

# CSS module component!

## *The fourth exercise*

```

...▼ <body data-gr-c-s-loaded="true"> == $0
  ▶ <noscript>...</noscript>
  ▼ <div>
    <h1 class="Exercise1-04_title_1YRtW">CSS module component!</h1>
    <h2 class="Exercise1-04_subtitle_29CJ5">The fourth exercise
    </h2>
  </div>
  <!-- built files will be auto injected -->
  <script type="text/javascript" src="/js/chunk-vendors.js">
  </script>
  <script type="text/javascript" src="/js/app.js"></script>
</body>
</html>

```

# Shopping list

Press enter to add new item

Add item

|         |        |
|---------|--------|
| Apples  | REMOVE |
| Bananas | REMOVE |
| Carrots | REMOVE |

Delete all

## Chapter 02: Working with Data

---

Name is required

John Doe

2

```
[ { "title": "Entry 1", "content": "Entry 1's content", "featured": true } ]
```



components



Exercise2-01.vue

**John Doe**



components



Exercise2-02.vue

**Get input: 123**

1000



**Get input: 1000**

**Set division: 500**



components



Exercise2-03.vue

## Shop Watcher

Black Friday sale ~~Was 145%~~ **Now 150% OFF**

**Increase Discount!**



components



Exercise2-04.vue

# Deep Watcher

Blue juice

\$15 (\$0 Off)




Reduce Price!

# Deep Watcher

Blue juice

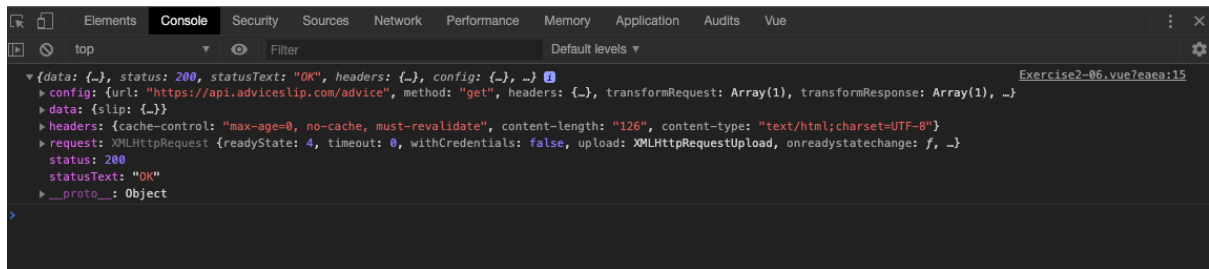
\$20 (\$5 Off)

Reduce Price!

|   |                  |   |
|---|------------------|---|
|  | components       |  |
|  | Exercise2-05.vue | U   |

## Async fetch

Learn something profound



## Async fetch

Learn something profound

If it still itches after a week, go to the doctors.

## Async fetch

Loading...

Don't give a speech. Put on a show.



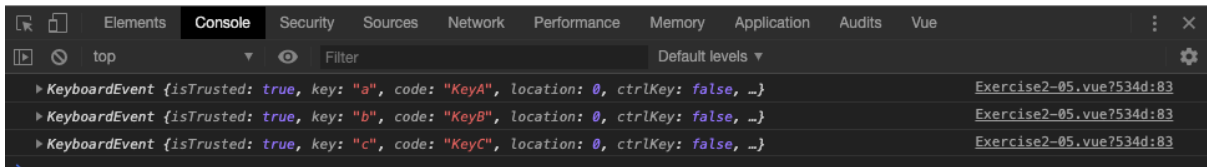
components



Exercise2-06.vue

## Methods vs watchers vs computed props

abc|



## Methods vs watchers vs computed props

b|

- Backbone
- Ember

## Methods vs watchers vs computed props

a

b

- React
- Backbone
- Angular
- Backbone
- Ember

# Methods vs watchers vs computed props

a

- React
- Backbone
- Angular

b

- Backbone
- Ember

v

- Vue

**John Doe**  
Web Developer

Research and recommendations for modern stack websites.

---

## Articles



MON DEC 30 2019

### Hello world

Your very first content with Contentful, pulled in JSON format using the Content Delivery API.



SUN DEC 01 2019

### Automate with webhooks

Webhooks notify you, another person or system when resources have changed by calling a given HTTP endpoint.



THU AUG 01 2019

### Static sites are great


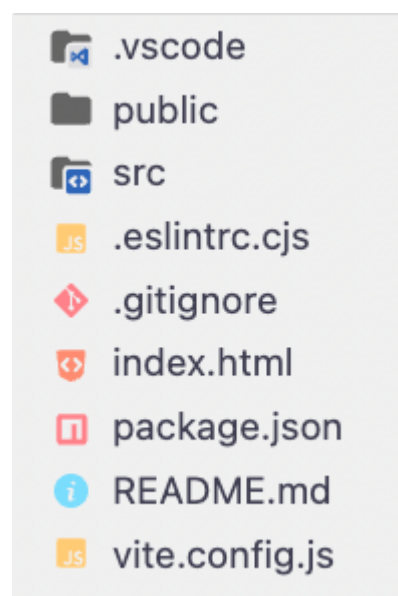
Worry less about security, caching, and talking to the server. Static sites are the new thing.



## Chapter 03: Vite and Vue Devtools

Vue.js – The Progressive JavaScript Framework

```
✓ Project name:    chapter-3-vue-app
✓ Add TypeScript?  No    Yes
✓ Add JSX Support?  No    Yes
✓ Add Vue Router for Single Page Application development?  No    Yes
✓ Add Pinia for state management?  No    Yes
✓ Add Vitest for Unit Testing?      No    Yes
✓ Add Cypress for End-to-End testing? No    Yes
✓ Add ESLint for code quality?      No    Yes
✓ Add Prettier for code formatting?  No    Yes
```



dev — mayashavin@Mayas-MacBook-Pro — ~/dev — zsh — 78x24  
→ dev npm init vue@latest

Vue.js — The Progressive JavaScript Framework

```
✓ Project name: ... exercise-3.01
✓ Add TypeScript? ... No / Yes
✓ Add JSX Support? ... No / Yes
✓ Add Vue Router for Single Page Application development? ... No / Yes
✓ Add Pinia for state management? ... No / Yes
✓ Add Vitest for Unit Testing? ... No / Yes
✓ Add Cypress for End-to-End testing? ... No / Yes
✓ Add ESLint for code quality? ... No / Yes
✓ Add Prettier for code formatting? ... No / Yes
```

Done. Now run:

```
cd exercise-3.01
npm install
npm run lint
npm run dev
```

```
$ vite
```

```
VITE v3.0.6 ready in 591 ms
```

```
→ Local: http://127.0.0.1:5173/
```

```
→ Network: use --host to expose
```



## You did it!

You've successfully created a project with  
Vite + Vue 3.

[Home](#) | [About](#)



### Documentation

Vue's [official documentation](#) provides you with all information you need to get started.



### Tooling

This project is served and bundled with [Vite](#). The recommended IDE setup is [VSCode](#) + [Volar](#). If you need to test your components and web pages, check out [Cypress](#) and [Cypress Component Testing](#). More instructions are available in [README.md](#).



### Ecosystem

Get official tools and libraries for your project: [Pinia](#), [Vue Router](#), [Vue Test Utils](#), and [Vue Dev Tools](#). If you need more resources, we suggest paying [Awesome Vue](#) a visit.



### Community

Got stuck? Ask your question on [Vue Land](#), our official Discord server, or [StackOverflow](#). You should also subscribe to [our mailing list](#) and follow the official [@vuejs](#) twitter account for latest news in the Vue world.



### Support Vue

As an independent project, Vue relies on community backing for its sustainability. You can help us by [becoming a sponsor](#).



## Vue.js devtools

Offered by: <https://vuejs.org>

★★★★★ 1,556

[Developer Tools](#)

1,027,881 users

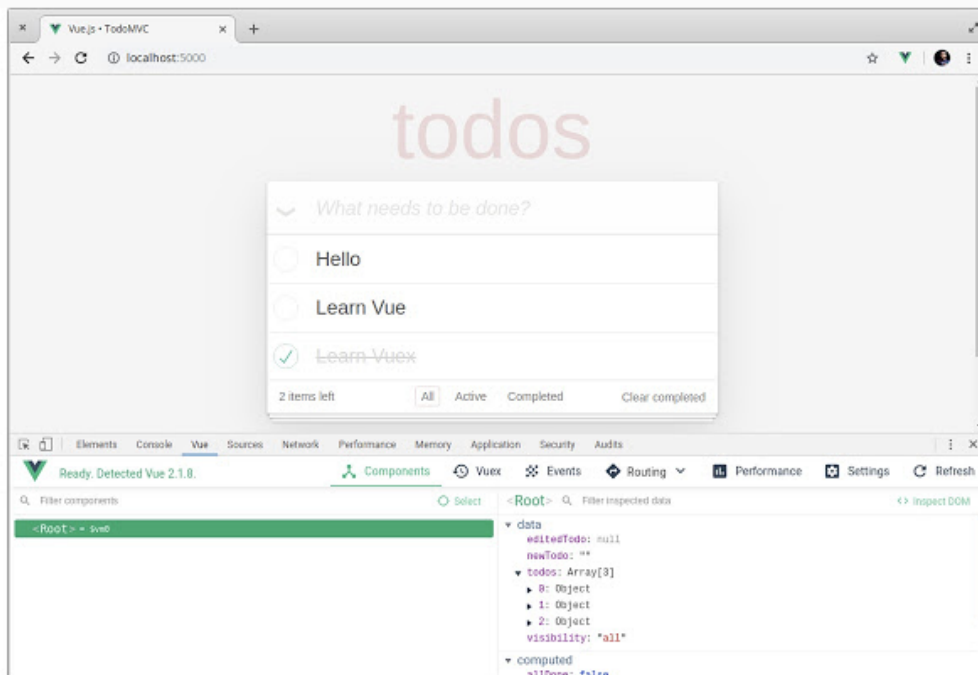
[Remove from Chrome](#)

[Overview](#)

[Reviews](#)

[Support](#)

[Related](#)




Firefox Browser

ADD-ONS

ExploreExtensionsThemesMore...

Extension WorkshopDeveloper HubRegister or Log in

Find add-ons



## Vue.js devtools

by Evan You, Akryum

DevTools extension for debugging Vue.js applications.

+ Add to Firefox

This add-on is not actively monitored for security by Mozilla. Make sure you trust it before installing. [Learn more](#)

80,221 Users

403 Reviews

★★★★★ 4.8 Stars

|     |     |
|-----|-----|
| 5 ★ | 367 |
| 4 ★ | 22  |
| 3 ★ | 7   |
| 2 ★ | 1   |
| 1 ★ | 0   |

### Rate your experience


How are you enjoying Vue.js devtools?

Log in to rate this extension

Report this add-on for abuse

[Read all 403 reviews](#)




### Screenshots






← → Components ▾



← → Components ▾





Component names:

OriginalPascalCasekebab-case

Editable props ☐

May print warnings in the console

Highlight updates ☐

Don't enable if you are sensitive to flashing

Devtools plugins




Global settings

Documentation

Report a bug





What's new

← → App 1 ! Components ▾

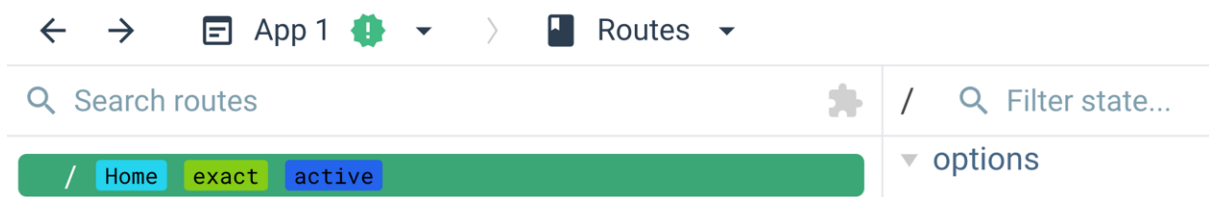
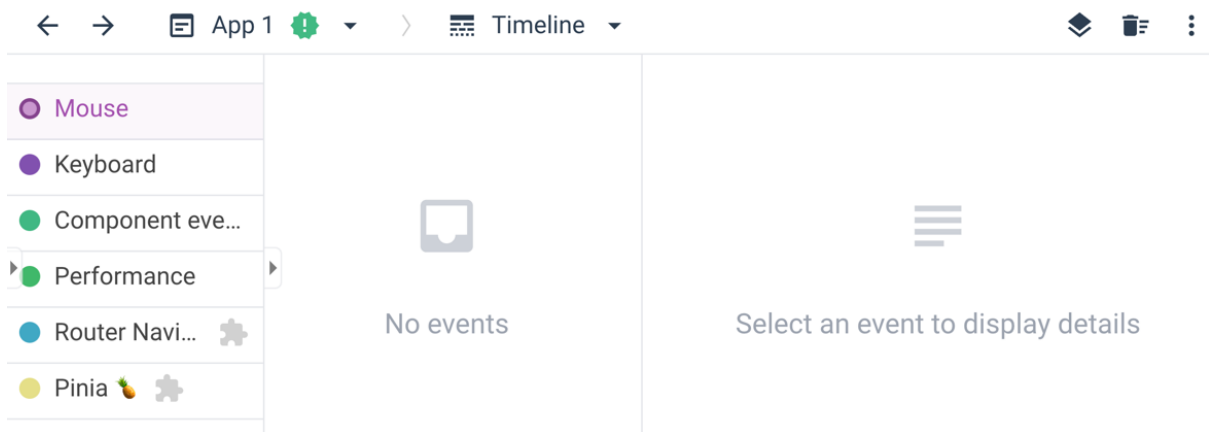


Find components...

<App> Filter state... Scroll to component



<App> fragment setup (other) Inspect DOM



# Vue devtools debugging

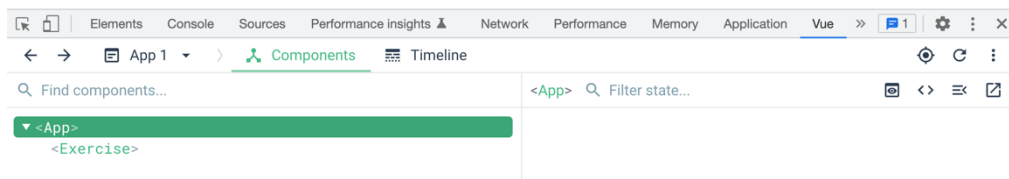
Filter list

- Vue
- React
- Backbone
- Ember
- Knockout
- jQuery
- Angular

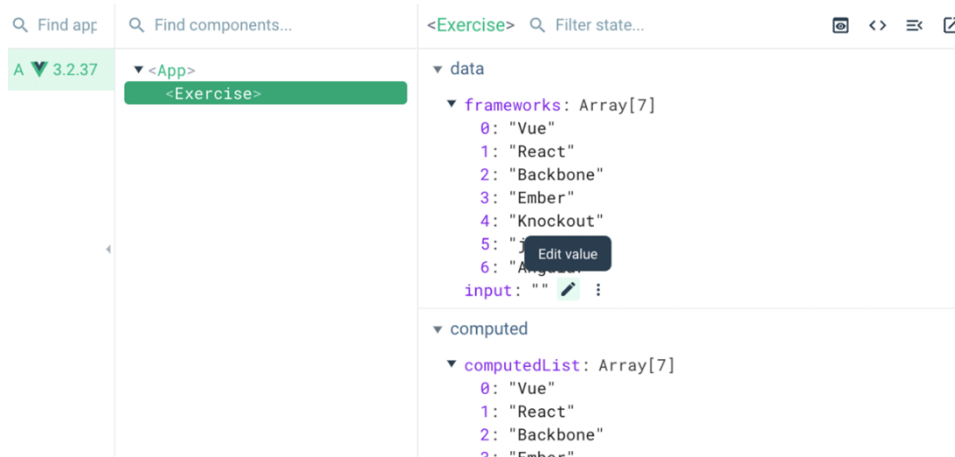
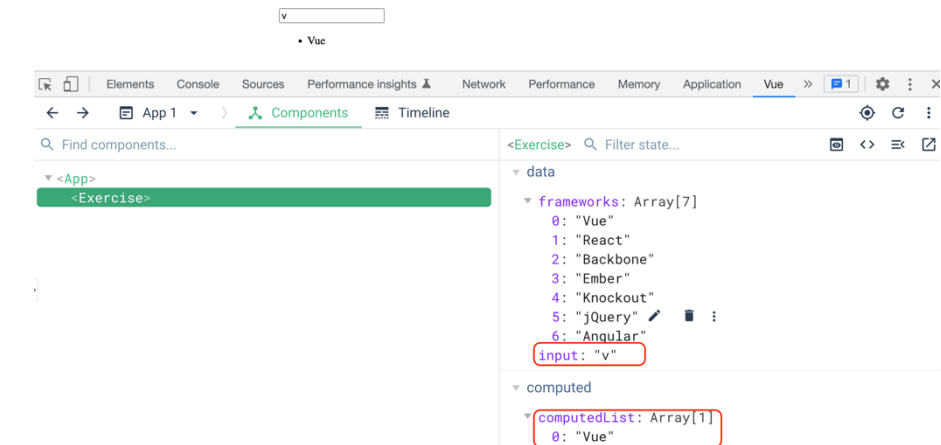
## Vue devtools debugging

Filter list

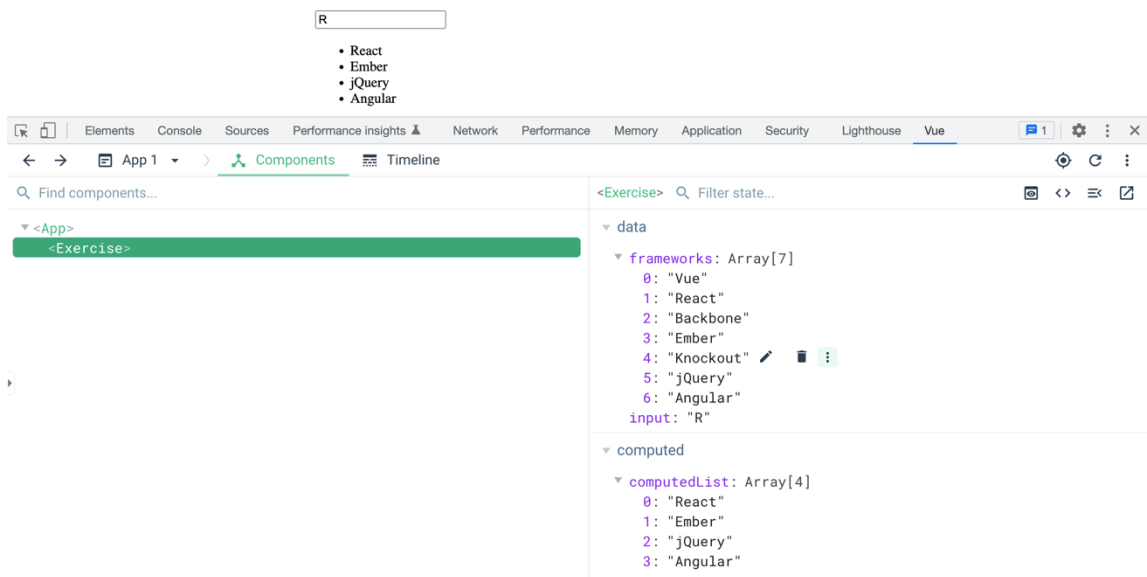
- Vue
- React
- Backbone
- Ember
- Knockout
- jQuery
- Angular



## Vue devtools debugging



## Vue devtools debugging



Find apps...

App 1 3.2.37

Mouse

Keyboard

Component events

Performance

Filter Performance

Exercise render

Exercise patch

Exercise patch

Exercise render

Exercise render

Exercise patch

Exercise patch

Exercise render

Exercise render

Exercise patch

Exercise patch

Exercise patch 22:04:39.271

event info

component: "Exercise"

type: "patch"

measure: "end"

duration: 0.40000009536743164

group info

events: 2

duration: 400 ms

All

Group

Filter Performance

Exercise render

Exercise patch

Exercise patch

Exercise render

Exercise render

Exercise patch

Exercise patch

Exercise render

Exercise render

Exercise patch

Exercise patch

Exercise patch 22:04:39.271

event info

component: "Exercise"

type: "patch"

measure: "end"

duration: 0.40000009536743164 ms

group info

events: 2

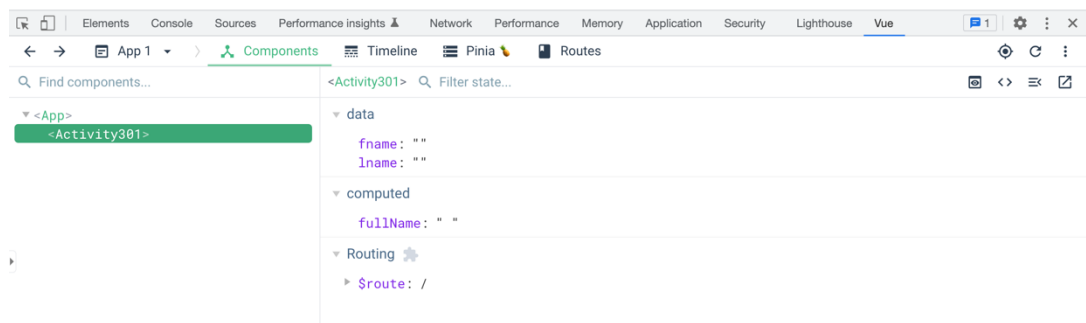
duration: 400 ms

# Activity 3.01

Full name:

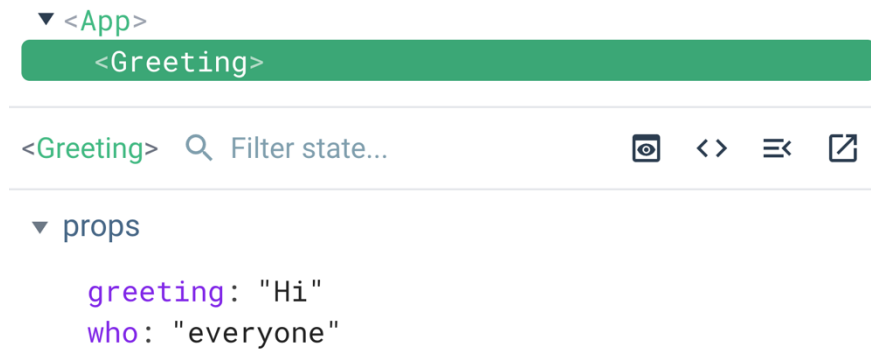
Activity 3.01

Full name:





## Chapter 04: Nesting Components (Modularity)



# Hello Vue.js

JavaScript Everyone

# Hello JavaScript

JavaScript Everyone

# Hello Everyone

JavaScript Everyone

Hi Maya

Repeat.

Repeat

Repeat. Repeat. Repeat. Repeat. Repeat. Repeat.

Repeat

- ⚠ ▶ [Vue warn]: Invalid prop: type check failed for prop "times". Expected Number with value NaN, got String with value "no-number-here".  
at <Repeat times="no-number-here" content=55 >  
at <App>
- ⚠ ▶ [Vue warn]: Invalid prop: type check failed for prop "content". Expected String with value "55", got Number with value 55.  
at <Repeat times="no-number-here" content=55 >  
at <App>

Salt & Vinegar



Ready Salted  
Cheese & Onion  
✓ Salt & Vinegar

- ⚠ ▶ [Vue warn]: Invalid prop: custom validator check failed for prop "options". [runtime-core.esm-bundler.js:40](#)  
at <CustomSelect selected="salt-vinegar" options=  
▼ (3) [{...}, {...}, {...}] ⓘ >  
▶ 0: {value: 'ready-salted'}  
▶ 1: {value: 'cheese-onion', label: 'Cheese & Onion'}  
▶ 2: {value: 'salt-vinegar', label: 'Salt & Vinegar'}  
length: 3  
▶ [[Prototype]]: Array(0)  
at <App>

- ⚠ ▶ [Vue warn]: Missing required prop: "selected"  
at <CustomSelect options= ▶ (3) [{...}, {...}, {...}] >  
at <App>

- Ready Salted
- Cheese & Onion

```
⚠ [Vue warn]: Invalid prop: custom validator check failed  
for prop "config".  
   at <Repeat config= {} >  
   at <App>
```

**This whole h3 is rendered in the slot with parent count 0**

Increment

**This whole h3 is rendered in the slot with parent count 5**

Increment

Title:

**My Article Title**

Excerpt:

First paragraph of content

Second paragraph of content

**error** in ./src/App.vue?vue&type=template&id=7ba5bd90&

Module Error (from ../node\_modules/vue-loader/lib/loaders/templateLoader.js):  
(Emitted value instead of an instance of Error)

Errors compiling template:

v-slot can only be used on components or <template>.

```
2 | <div>
3 |   <Article>
4 |     <h3 v-slot:title>My Article Title</h3>
  |           ^^^^^^^^^^^^^^^^^
5 |   </Article>
6 | </div>
```

- Ready Salted
- Cheese & Onion
- Salt & Vinegar



### **My Holiday picture**

Here I can describe the contents of the picture.

For example what we can see in the photo is a nice landscape.

Focus Input

- Paragraphs: 0
- Sentences: 0
- Words: 0

Lorem ipsum dolor sit amet, consectetur adipiscing elit, sed do eiusmod tempor incididunt ut labore et dolore magna aliqua. Ut enim ad minim veniam, quis nostrud exercitation ullamco laboris nisi ut aliquip ex ea commodo consequat. Duis aute irure dolor in reprehenderit in voluptate velit esse cillum dolore eu fugiat nulla pariatur. Excepteur sint occaecat cupidatat non proident, sunt in culpa qui officia deserunt mollit anim id est laborum.

- Paragraphs: 1
- Sentences: 4
- Words: 69

Message: Hello World!

Emit in Send Method

Emit inline

Reset

Hello World!

Hello JavaScript!

Hello JavaScript!

Send

## Chapter 05: The Composition API

Hello World

There is not enough information to display

Light status: false  
Toggle

Elements Console

top Filter

false

> |

Light status: false  
Toggle

Elements Console Sources

top Filter

RefImpl {\_\_v\_isShallow: false, dep: Set(1) {ReactiveEffect}, \_\_v\_isRef: true, \_\_v\_isShallow: false, \_\_rawValue: false, \_\_value: false, value: (...), [[Prototype]]: Object}

>

Light status: true

Toggle

Light status: false  
Light name: Kitchen

Toggle

Replace

Title:

Price:

Currency:

Description:

#### ▼ setup

▼ `books`: Reactive

▼ `newBook`: Reactive

`currency`: "USD"

`description`: "A romance story"

`price`: 33.99

`title`: "Gone with the wind"

#### ▼ setup (other)

`addBook`: *function addBook()*



```
▼ books: Reactive
  ▼ 0: Object
    currency: "USD"
    description: "A romance story"
    price: 33.99
    title: "Gone with the wind"
  ▼ newBook: Reactive
    currency: "USD"
    description: " "
    price: 0
    title: " "
```

What are you searching for?

Search by blog's title

**Vue 3**

**John Doe**

Vue 3 is awesome

Add to favorite

**Vue 2**

**John Doe**

Vue 2 is awesome

Add to favorite

**Pinia state management**

**Jane Smith**

Pinia is awesome

Add to favorite

**Vue Router**

**Jane Smith**

Vue Router is awesome

Add to favorite

**Testing with Playwright**

**Minnie Mouse**

Playwright is awesome

Add to favorite

**Testing with Cypress**

**Mickey Mouse**

Cypress is awesome

Add to favorite

What are you searching for?

pi

**Pinia state management**

**Jane Smith**

Pinia is awesome

Add to favorites

**Vue 3**

Vue 3 is awesome

**Vue 2**

Vue 2 is awesome

**Vue Router**

Vue Router is awesome

- 
- ▼ **books**: Array[6] :
    - ▶ 0: Object
    - ▶ 1: Object
    - ▶ 2: Object
    - ▶ 3: Object
    - ▶ 4: Object
    - ▶ 5: Object
  - ▼ **filteredBooks**: Array[3] (Computed)
    - ▶ 0: Reactive
    - ▶ 1: Reactive
    - ▶ 2: Reactive
  - searchTerm**: "" (Ref)
- 

Maya

Shavin

Add a language

**Maya Shavin**

Languages(2): JavaScript,C++

|  |
|--|
| Search term changed from  to p         |
| Search term changed from p to pi       |
| Search term changed from pi to pin     |
| Search term changed from pin to pini   |
| Search term changed from pini to pinia |

# Pepperoni Pizza

Monday Special: 20% off!

~~Was \$25~~

**Now at \$20 ONLY**

Get a discount!

# Pepperoni Pizza

Monday Special: 20% off!

~~Was \$25~~

**Now at \$20 ONLY**

Get a discount!

Increase the price!

# Pepperoni Pizza

Monday Special: 20% off!

~~Was \$30~~

**Now at \$24 ONLY**

Get a discount!

Increase the price!

localhost:3000 says

beforeMount: DOM not ready to use

OK

localhost:3000 says

mounted: DOM ready to use

OK

# Vue Lifecycle

localhost:3000 says

beforeUpdate: we know an update is about to happen, and have the data

OK

- Apex Legends Delete
- A Plague Tale: Innocence Delete

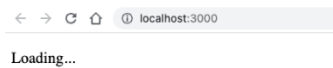
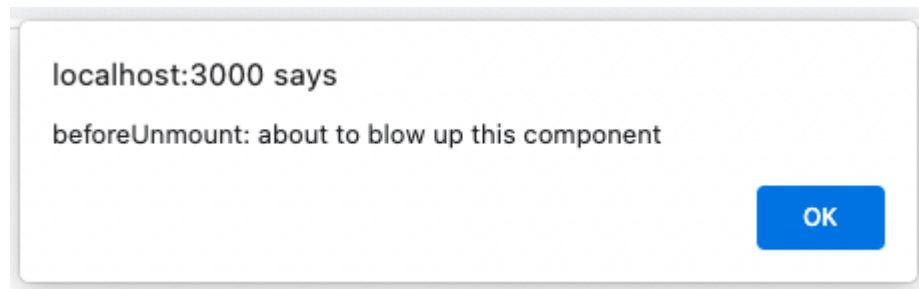
# Vue Lifecycle

localhost:3000 says

updated: virtual DOM will update after you click OK

OK

- Apex Legends Delete
- A Plague Tale: Innocence Delete
- ART SGOOL Delete



## Movies

- **A New Hope**

**Released on: 1977-05-25**

**Directed by: George Lucas**

It is a period of civil war. Rebel spaceships, striking from a hidden base, have won their first victory against the evil Galactic Empire. During the battle, Rebel spies managed to steal secret plans to the Empire's ultimate weapon, the DEATH STAR, an armored space station with enough power to destroy an entire planet. Pursued by the Empire's sinister agents, Princess Leia races home aboard her starship, custodian of the stolen plans that can save her people and restore freedom to the galaxy....

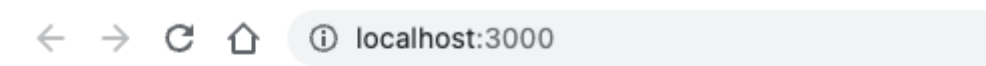
- **The Empire Strikes Back**

**Released on: 1980-05-17**

**Directed by: Irvin Kershner**

It is a dark time for the Rebellion. Although the Death Star has been destroyed, Imperial troops have driven the Rebel forces from their hidden base and pursued them across the galaxy. Evading the dreaded Imperial Starfleet, a group of freedom fighters led by Luke Skywalker has established a new secret base on the remote ice world of Hoth. The evil lord Darth Vader, obsessed with finding young Skywalker, has dispatched thousands of remote probes into the far reaches of space....

- **Return of the Jedi**



**TypeError: Failed to fetch**

# Movies

Search:

- **A New Hope**

**Released on: 1977-05-25**

**Directed by: George Lucas**

It is a period of civil war. Rebel spaceships, striking from a hidden base, have won their first victory against the evil Galactic Empire. During the battle, Rebel spies managed to steal secret plans to the Empire's ultimate weapon, the DEATH STAR, an armored space station with enough power to destroy an entire planet. Pursued by the Empire's sinister agents, Princess Leia races home aboard her starship, custodian of the stolen plans that can save her people and restore freedom to the galaxy....

[Add new blog](#)

## Blogs

Search:

Filter by: ☒ By Title ☐ By Content




MON DEC 30 2019

### Hello world

Your very first content with Contentful, pulled in JSON format using the Content Delivery API.

[Delete](#)



SUN DEC 01 2019

### Automate with webhooks

Webhooks notify you, another person or system when resources have changed by calling a given HTTP endpoint.

[Delete](#)

Blog Editor

Title

Blog id

Author

Content

Save

Blogs

Search:

Filter by: ☒ By Title ☐ By Content

## Chapter 06: Global Component Composition



---

First mixin mounted hook

---

Second mixin mounted hook

---

Component mounted hook

---

```
{  
  "some": "data",  
  "other": "values"  
}
```

---

```
{  
  "some": "data",  
  "other": "values"  
}
```



- Title: delectus aut autem
- Status: Not Completed
- Title: quis ut nam facilis et officia qui
- Status: Not Completed
- Title: fugiat veniam minus
- Status: Not Completed
- Title: et porro tempora
- Status: Completed



Click Me

⚠ [Vue warn]: Component provided [runtime-core.esm-bundler.js:40](#) template option but runtime compilation is not supported in this build of Vue. Configure your bundler to alias "vue" to "vue/dist/vue.esm-bundler.js".  
at <StringTemplate>  
at <App>

Display mode: ☒ Card ☐ Image



Forest Shot



Cold cross



NASA shot



Peak

Display mode: ☐ Card ☒ Image



Name

Next

Name

Next

Name

Next



Forest Shot

Recent shot of a forest overlooking a lake



Cold cross

Mountaintop cross with snowfall from Jan 2018

Layout:

Compressed



Rich

Forest

✓ Compressed

Cold cross

Recent shot of a forest overlooking a lake

Mountaintop cross with snowfall from Jan 2018

Layout:

Forest Shot

Cold cross

Layout:

Forest Shot

Cold cross

Hi World

Acknowledge

- delectus aut autem ☐
- quis ut nam facilis et officia qui ☐
- fugiat veniam minus ☐
- et porro tempora ☒
- laboriosam mollitia et enim quasi adipisci quia provident illum ☐
- qui ullam ratione quibusdam voluptatem quia omnis ☐
- illo expedita consequatur quia in ☐
- quo adipisci enim quam ut ab ☒
- molestiae perspiciatis ipsa ☐
- illo est ratione doloremque quia maiores aut ☒
- vero rerum temporibus dolor ☒
- ipsa repellendus fugit nisi ☒
- et doloremque nulla ☐
- repellendus sunt dolores architecto voluptatum ☒
- ab voluptatum amet voluptas ☒
- accusamus eos facilis sint et aut voluptatem ☒
- quo laboriosam deleniti aut qui ☒
- dolorum est consequatur ea mollitia in culpa ☐
- molestiae ipsa aut voluptatibus pariatur dolor nihil ☒
- ullam nobis libero sapiente ad optio sint ☒
- suscipit repellat esse quibusdam voluptatem incidunt ☐
- distinctio vitae autem nihil ut molestias quo ☒
- et itaque necessitatibus maxime molestiae qui quas velit ☐
- adipisci non ad dicta qui amet quaerat doloribus ea ☐
- voluptas quo tenetur perspiciatis explicabo natus ☒
- aliquam aut quasi ☒
- veritatis pariatur delectus ☒
- nesciunt totam sit blanditiis sit ☐
- laborum aut in quam ☐
- nemo perspiciatis repellat ut dolor libero commodi blanditiis omnis ☒
- repudiandae totam in est sint facere fuga ☐
- earum doloribus ea doloremque quis ☐
- sint sit aut vero ☐

## Chapter 07: Routing

Vue.js – The Progressive JavaScript Framework

```
✓ Project name: chapter-3-vue-app
✓ Add TypeScript? No Yes
✓ Add JSX Support? No Yes
✓ Add Vue Router for Single Page Application development? No Yes
✓ Add Pinia for state management? No Yes
✓ Add Vitest for Unit Testing? No Yes
✓ Add Cypress for End-to-End testing? No Yes
✓ Add ESLint for code quality? No Yes
✓ Add Prettier for code formatting? No Yes
```

← → ↻ 🏠 ⓘ 127.0.0.1:5173



```
1 import { createRouter, createWebHistory } from 'vue-router'
2 import HomeView from '../views/HomeView.vue'
3
```



You did it!

You've successfully created a project with Vite + Vue 3.

- Documentation**  
Vue's official documentation provides you with all information you need to get started.
- Tooling**  
This project is served and bundled with Vite. The recommended IDE setup is VSCode + Volar. If you need to test your components and web pages, check out Cypress and Cypress Component Testing. More instructions are available in README.md.
- Ecosystem**  
Get official tools and libraries for your project: Pinia, Vue Router, Vue Test Utils, and Vue Dev Tools. If you need more resources, we suggest paying Awesome Vue a visit.
- Community**  
Got stuck? Ask your question on Vue Land, our official Discord server, or StackOverflow. You should also subscribe to our mailing list and follow the official @vuejs twitter account for latest news in the Vue world.
- Support Vue**  
As an independent project, Vue relies on community backing for its sustainability. You can help us by becoming a sponsor.

← → ↻ 🏠 ⓘ 127.0.0.1:5173/about



You did it!

You've successfully created a project with Vite + Vue 3.

This is an about page



# You did it!

You've successfully created a project with [Vite](#) + [Vue 3](#).

## This is an about page

Home | [About](#)

### 📖 Documentation

Vue's [official documentation](#) provides you with all information you need to get started.

### 🛠 Tooling

This project is served and bundled with [Vite](#). The recommended IDE setup is [VSCode](#) + [Volar](#). If you need to test your components and web pages, check out [Cypress](#) and [Cypress Component Testing](#). More instructions are available in [README.md](#).

### 🔗 Ecosystem

Get official tools and libraries for your project: [Pinia](#), [Vue Router](#), [Vue Test Utils](#), and [Vue Dev Tools](#). If you need more resources, we suggest paying [Awesome Vue](#) a visit.

### 💬 Community

Got stuck? Ask your question on [Vue Land](#), our official Discord server, or [StackOverflow](#). You should also subscribe to [our mailing list](#) and follow the official [@vuejs](#) twitter account for latest news in the Vue world.

### ♥ Support Vue

As an independent project, Vue relies on community backing for its sustainability. You can help us by [becoming a sponsor](#).

[Home](#) | [About](#)

## This is an about page

|   |                 |   |
|---|-----------------|---|
| 📁 | views           | ● |
| ▼ | AboutView.vue   | U |
| ▼ | HomeView.vue    | U |
| ▼ | MessageFeed.vue | U |



## Message Feed

Hello, how are you?

The weather is nice

This is the message feed

And I am the fourth message

```
▼<nav data-v-7a7a37b1>
  <a href="/" class="router-link-active router-link-exact-active" data-v-7a7a37b1
    aria-current="page">Home</a> == $0
  <a href="/about" class data-v-7a7a37b1>About</a>
</nav>
```

Home | About

### 📖 Documentation

Vue's [official documentation](#) provides you with all information you need to get started.

### 🔧 Tooling

This project is served and bundled with [Vite](#). The recommended IDE setup is [VSCode](#) + [Volar](#). If you need to test your components and web pages, check out [Cypress](#) and [Cypress Component Testing](#). More instructions are available in [README.md](#).

### 🌐 Ecosystem

Get official tools and libraries for your project: [Pinia](#), [Vue Router](#), [Vue Test Utils](#), and [Vue Dev Tools](#). If you need more resources, we suggest paying [Awesome Vue](#) a visit.

### 💬 Community

Got stuck? Ask your question on [Vue Land](#), our official Discord server, or [StackOverflow](#). You should also subscribe to [our mailing list](#) and follow the official [@vuejs](#) twitter account for latest news in the Vue world.

### ♥️ Support Vue

As an independent project, Vue relies on community backing for its sustainability. You can help us by [becoming a sponsor](#).



## 📖 Documentation

Vue's [official documentation](#) provides you with all information you need to get started.

## 🚗 Tooling

This project is served and bundled with [Vite](#). The recommended IDE setup is [VSCode](#) + [Volar](#).

If you need to test your components and web pages, check out [Cypress](#) and [Cypress Component Testing](#).

More instructions are available in `README.md`.

## 🌐 Ecosystem

Get official tools and libraries for your project: [Pinia](#), [Vue Router](#), [Vue Test Utils](#), and [Vue Dev Tools](#). If you need more resources, we suggest paying [Awesome Vue](#) a visit.

## Message Feed

Hello, how are you?

The weather is nice

This is the message feed

And I am the fourth message

## Message Feed

Hello, how are you?

The weather is nice

This is the message feed

And I am the fourth message

```
▼<nav>
  <a href="/" class="router-link-exact-active router-link-
    active">Home</a>
  " | "
  <a href="/about" class>About</a>
</nav>
```

← → ↻ 🏠 ⓘ localhost:3000/about

Home | About

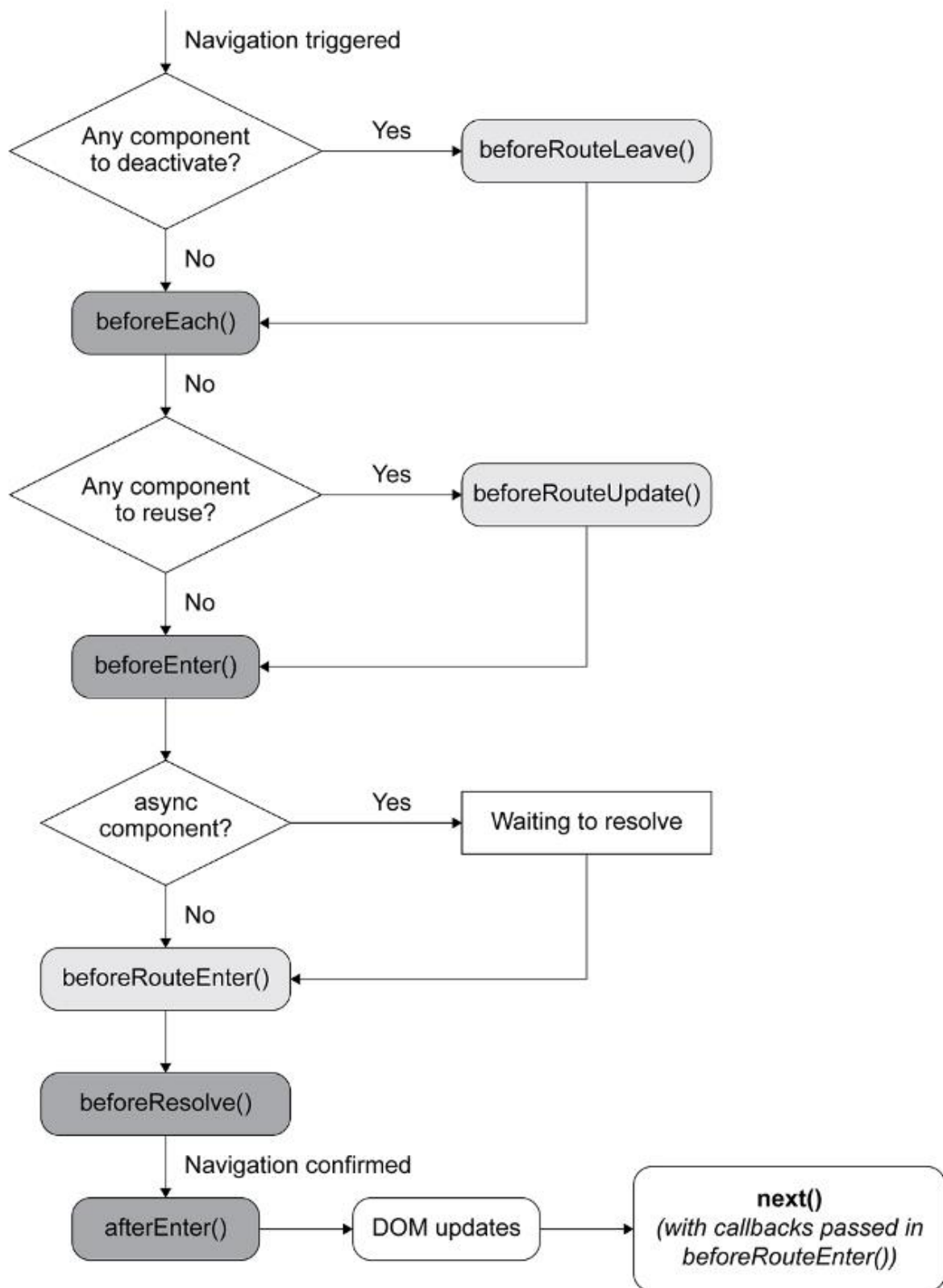
# About Adam

← → ↻ 🏠 ⓘ localhost:3000/about

Home | About

# About

Age: 32



[Home](#) | [About](#)

No param passed.

[Home](#) | [About](#)

## About Adam

[Home](#) | [About](#)

## About Alex

[Home](#) | [About](#)

## About Adam

[Home](#) | [About](#)

## About Adam

000/about

[Home](#) | [About](#)

## About Adam

127.0.0.1:3000 says

You are about to leave the About page. Are you sure?

Cancel

OK

← → ↻ 🏠 ⓘ localhost:3000/about

[Home](#) | [About](#)

## About Adam

← → ↻ 🏠 ⓘ 127.0.0.1:3000/about

[Home](#) | [About](#)

Age: 32

← → ↻ 🏠 ⓘ localhost:3000/messagesFeed

[Home](#) | [About](#) | [Message Feed](#)

## Message Feed

Hello, how are you?

The weather is nice

This is the message feed

And I am the fourth message

← → ↻ 🏠 ⓘ 127.0.0.1:3000/message

[Home](#) | [About](#) | [Message Feed](#)

← → ↻ 🏠 ⓘ 127.0.0.1:3000/message?content=Hello,%20how%20are%20you?

[Home](#) | [About](#) | [Message Feed](#)

Hello, how are you?

## About a user: 2

## About a user: 1

## About a user: 1

Name: Jane Doe

Age: 28

Not found. Please try again.

Hello, how are you?

/user/1/info	/user/1/extra												
<table><tr><td>User</td></tr><tr><td><table><tr><td>Info</td></tr><tr><td></td></tr><tr><td></td></tr><tr><td></td></tr></table></td></tr></table>	User	<table><tr><td>Info</td></tr><tr><td></td></tr><tr><td></td></tr><tr><td></td></tr></table>	Info				<table><tr><td>User</td></tr><tr><td><table><tr><td>Extra</td></tr><tr><td></td></tr><tr><td></td></tr><tr><td></td></tr></table></td></tr></table>	User	<table><tr><td>Extra</td></tr><tr><td></td></tr><tr><td></td></tr><tr><td></td></tr></table>	Extra			
User													
<table><tr><td>Info</td></tr><tr><td></td></tr><tr><td></td></tr><tr><td></td></tr></table>	Info												
Info													
User													
<table><tr><td>Extra</td></tr><tr><td></td></tr><tr><td></td></tr><tr><td></td></tr></table>	Extra												
Extra													

← → ↻ 🏠 ⓘ localhost:3000/message/0/author

[Home](#)

[About](#)

[Message Feed](#)

Message content: Hello, how are you?

[Author](#) | [Info](#)

Author:

John

← → ↻ 🏠 ⓘ localhost:3000/message/0/info

[Home](#)

[About](#)

[Message Feed](#)

Message content: Hello, how are you?

[Author](#) | [Info](#)

Message info:

12 May 2019

← → ↻ ⓘ localhost:8080 ☆

[Home](#) | [About](#)



Welcome to Your Vue.js App



## Messages section

[List](#) | [Editor](#)

### Message Feed

0

1

2

## Messages section

[List](#) | [Editor](#)

Submit

### Message content:

hello

Back

# Messages section

List | Editor

fdsafd

Submit

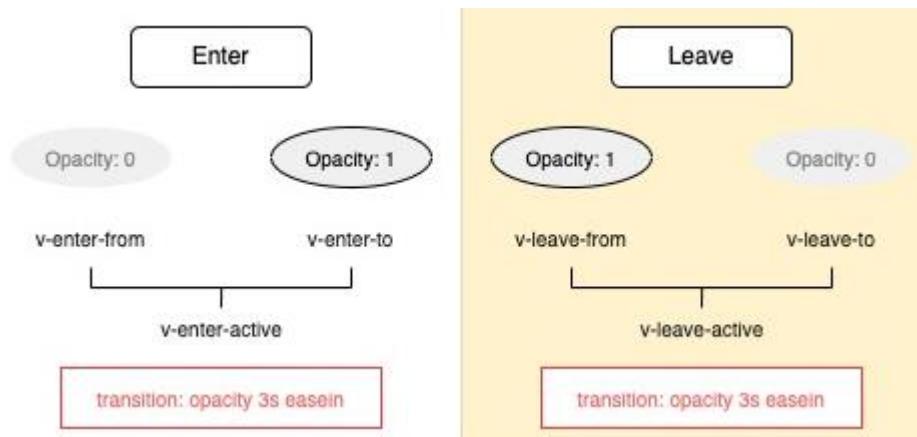
localhost:3000 says

You have an unsaved message. Are you sure you want to navigate away?

Cancel

OK

## Chapter 08: Animations and Transitions



Toggle Hello World msg

# Welcome to Your Vue.js App



Toggle Hello World msg

# Welcome to Your Vue.js App

Hello, enjoy the lesson!

Submit

Submit

---

**Your saved message:**

hello, enjoy the lesson?

Submit

---

**Your saved message:**

Hello, enjoy the lesson?

Show list

Hello, how are you?

The weather is nice

This is the message feed

And I am the fourth message

Chapter 8 is fun

Animation is super awesome

Sorry, I didn't know you called

Be patient, animation comes right up

```
▼ <div>  
  <p style="display: none;">Hello, how are you?</p>  
  <p style="display: none;">The weather is nice</p>  
  <p style="display: none;">This is message feed</p>  
  <p style="display: none;">And I am the forth message</p>  
</div>
```

Sort A-Z Sort Z-A Shuffle

Hello, how are you?

The weather is nice

This is the message feed

And I am the fourth message

Chapter 8 is fun

Animation is super awesome

Sorry, I didn't know you called

Be patient, animation comes right up

Sort A-Z Sort Z-A Shuffle

And I am the fourth message

Animation is super awesome

Hello, how are you?

Chapter 8 is fun

Be patient, animation comes right up

The weather is nice

Sorry, I didn't know you called

This is the message feed

[Home](#) | [Messages](#)

Sort A-Z Sort Z-A Sort Z-A

Hello, how are you?

The weather is nice

This is the message feed

And I am the fourth message

Chapter 8 is fun

Animation is super awesome

Sorry, I didn't know you called

Be patient, animation comes right up

[Home](#) | [Messages](#)

This is homepage

```
→ Example8.03 git:(master) x yarn add gasp
yarn add v1.22.10
warning package.json: No license field
warning example8-03@0.0.0: No license field
[1/4] 🔍 Resolving packages...
[2/4] 🚚 Fetching packages...
[3/4] 🔗 Linking dependencies...
[4/4] 🔗 Building fresh packages...
success Saved lockfile.
warning example8-03@0.0.0: No license field
success Saved 2 new dependencies.
info Direct dependencies
└─ gasp@0.0.2
info All dependencies
└─ gasp@0.0.2
   └─ q@1.5.1
✨ Done in 4.80s.
→ Example8.03 git:(master) x █
```



# Welcome to Your Vue.js App

You've successfully created a project with [Vite](#) + [Vue 3](#).

## Messages section

[List](#) | [Editor](#)

Message Feed

0

1

Submit

## Messages section

[List](#) | [Editor](#)

Submit

Message Feed



# Messages section

[List](#) | [Editor](#)

## Message Feed

10

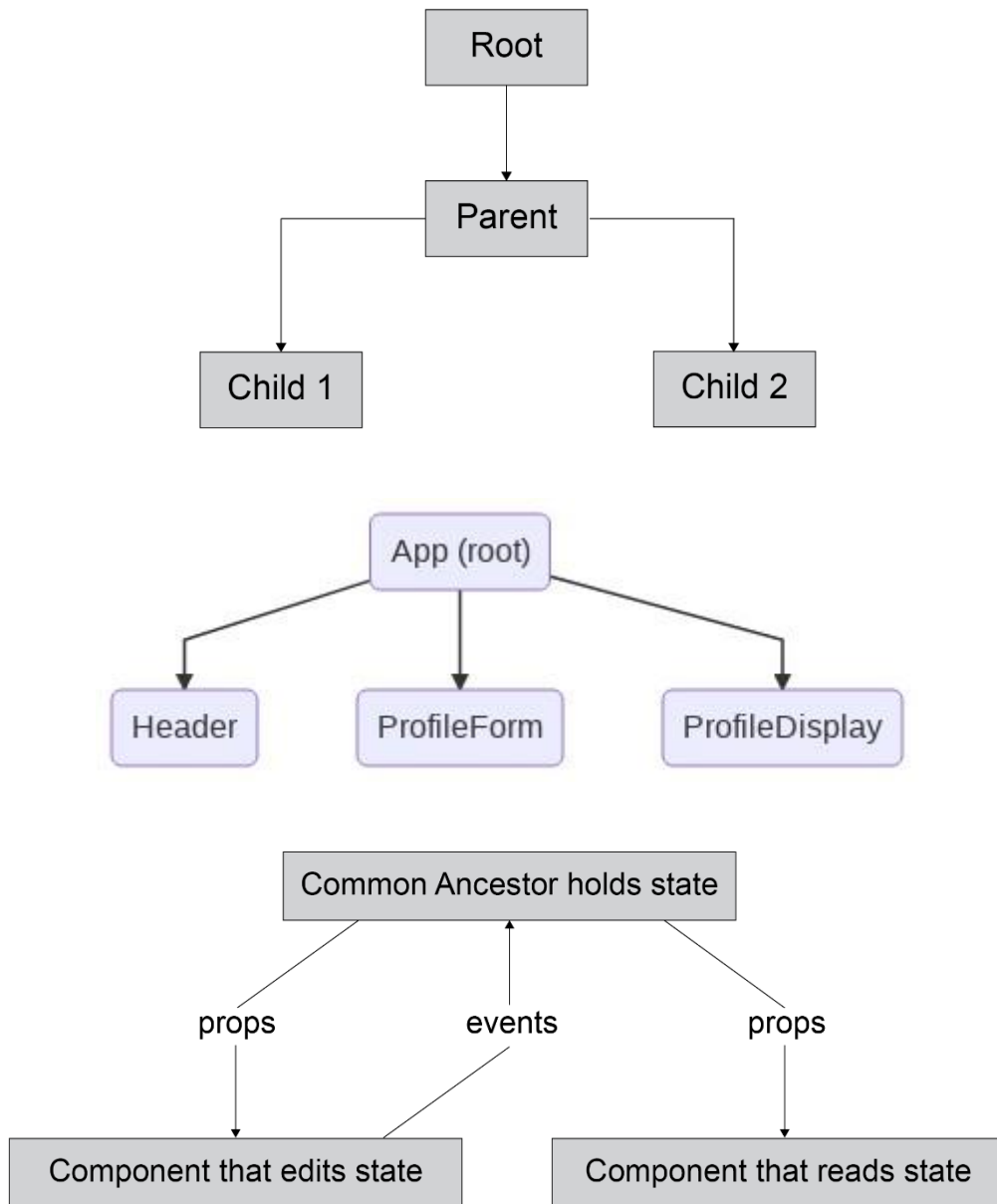
1

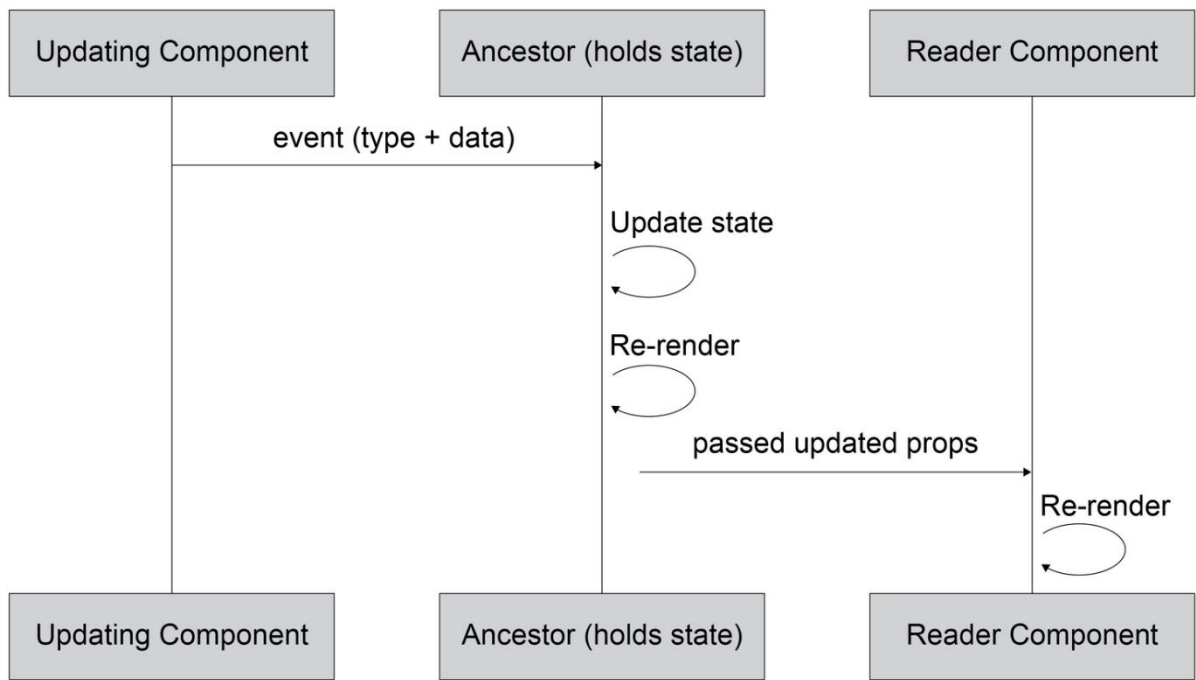
## Message content:

hello how are you

[Back](#)

## Chapter 09: The State of Vue State Management





Profile Card Generator

Profile Card Generator

Profile Card Generator
Name <input type="text"/>

Profile Card Generator

Name

Submit

Profile Card Generator

Name

John Doe

Submit

John Doe

Profile Card Generator

Name

John Doe

Occupation

Developer

Submit

Profile Card Generator

Name

John Doe

Occupation

Developer

Submit

John Doe

Developer

Profile Card Generator

Name

John Doe

Occupation

Developer

Clear

Submit

Profile Card Generator

Name

John Doe

Occupation

Developer

John Doe

Developer

Clear

Submit

Profile Card Generator

Name

Occupation

John Doe

Developer

Clear

Submit

Profile Card Generator

Name

John Doe

Occupation

Developer

John Doe

Developer

Clear

Submit

Profile Card Generator

Name

Occupation

Clear

Submit

Profile Card GeneratorReset

Name

John Doe

Occupation

Developer

Submit

John Doe

Developer

Profile Card GeneratorReset

Name

Occupation

Submit

Profile Card Generator

Reset

Name

Occupation

Organisation

Email

Phone Number

Submit

Profile Card Generator

Reset

Name

John Doe

Occupation

Developer

Organisation

AwesomeCo

Email

john.doe@awesome.co


Phone Number

202-555-0190


**John Doe**  
Developer at AwesomeCo  
Email: john.doe@awesome.co  
Phone Number: 202-555-0190

Submit

# Chapter 10: State Management with Pinia

 Pinia

GuideAPILinksGitHubSearch




# Pinia


The Vue Store that you will enjoy using

[Get Started](#)[Demo](#)


[Watch Video Introduction](#)

 **Intuitive**


Stores are as familiar as components. API designed to let you write well organized stores.

 **Type Safe**


Types are inferred, which means stores provide you with autocompletion even in JavaScript!

 **Devtools support**


Pinia hooks into Vue devtools to give you an enhanced development experience in both Vue 2 and Vue 3.

 **Extensible**

React to store changes to extend Pinia with transactions, local storage synchronization, etc.


 **Modular by design**

Build multiple stores and let your bundler code split them automatically.


 **Extremely light**

Pinia weighs around 1kb, you will forget it's even there!




### Platinum Sponsors



### Gold Sponsors



### Silver Sponsors



[Become a Sponsor!](#)

MIT Licensed | Copyright © 2019-present Eduardo San Martin Morote



```
ray@Mandalore:~/projects/testingzone/vue3stuff$ npm init vue@latest
```

Vue.js - The Progressive JavaScript Framework

- ✓ Project name: ... vue-project
- ✓ Add TypeScript? ... [No](#) / Yes
- ✓ Add JSX Support? ... [No](#) / Yes
- ✓ Add Vue Router for Single Page Application development? ... [No](#) / Yes
- ? Add Pinia for state management? > No / [Yes](#)

Counter: 1

Counter: 6

**Edit Counter**

## Color Editor

Use the sliders below to set the red, green, and blue values for a color.

**Edit RGB**

**Preview Color**

## Color Editor

Use the sliders below to set the red, green, and blue values for a color.

**Edit RGB**

**Preview Color**

Red


Green


Blue


# Color Editor

Use the sliders below to set the red, green, and blue values for a color.

## Edit RGB

Red 

Green 

Blue 

## Preview Color



CSS color string: #497a41


# Color Editor

Use the sliders below to set the red, green, and blue values for a color.

## Edit RGB

Red 


Green 

Blue 

Darken

Lighten

## Preview Color



CSS color string: #5c799e

# Color Editor

Use the sliders below to set the red, green, and blue values for a color.

## Edit RGB

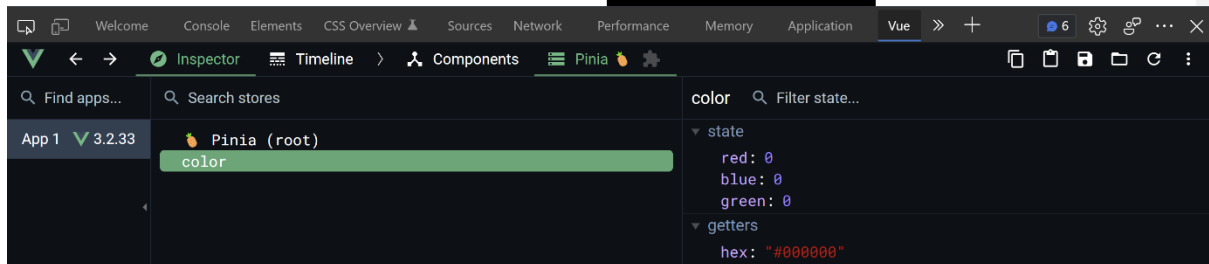

Red

Green

Blue

Darken Lighten

## Preview Color



# Color Editor

Use the sliders below to set the red, green, and blue values for a color.

## Edit RGB

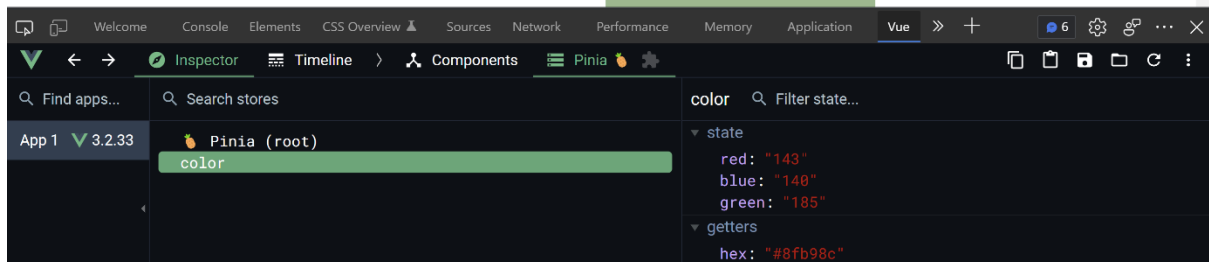
Red

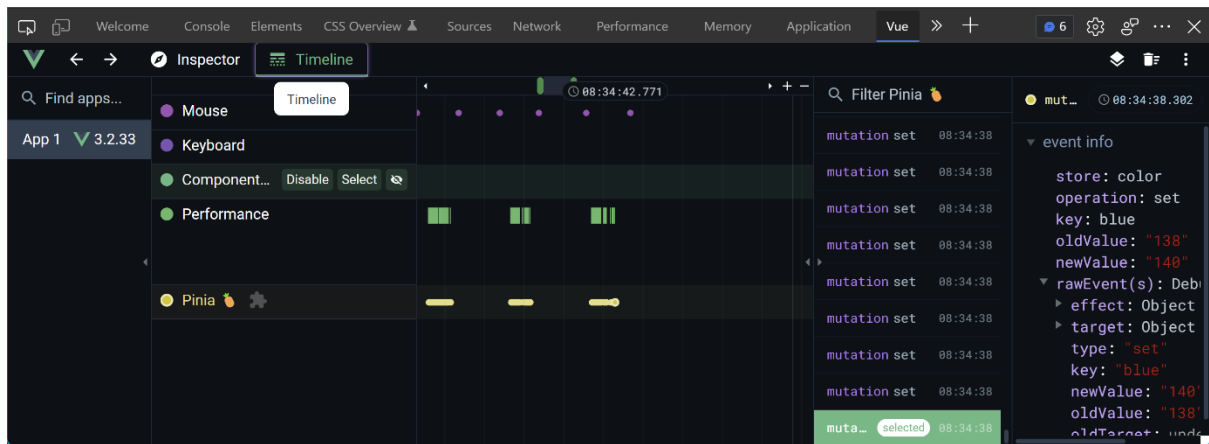
Green

Blue

Darken Lighten

## Preview Color





## Products

Name	Price		
Widgets	10	Add to Cart	Remove from Cart
Doodads	8	Add to Cart	Remove from Cart
Roundtuits	12	Add to Cart	Remove from Cart
Fluff	4	Add to Cart	Remove from Cart
Goobers	7	Add to Cart	Remove from Cart

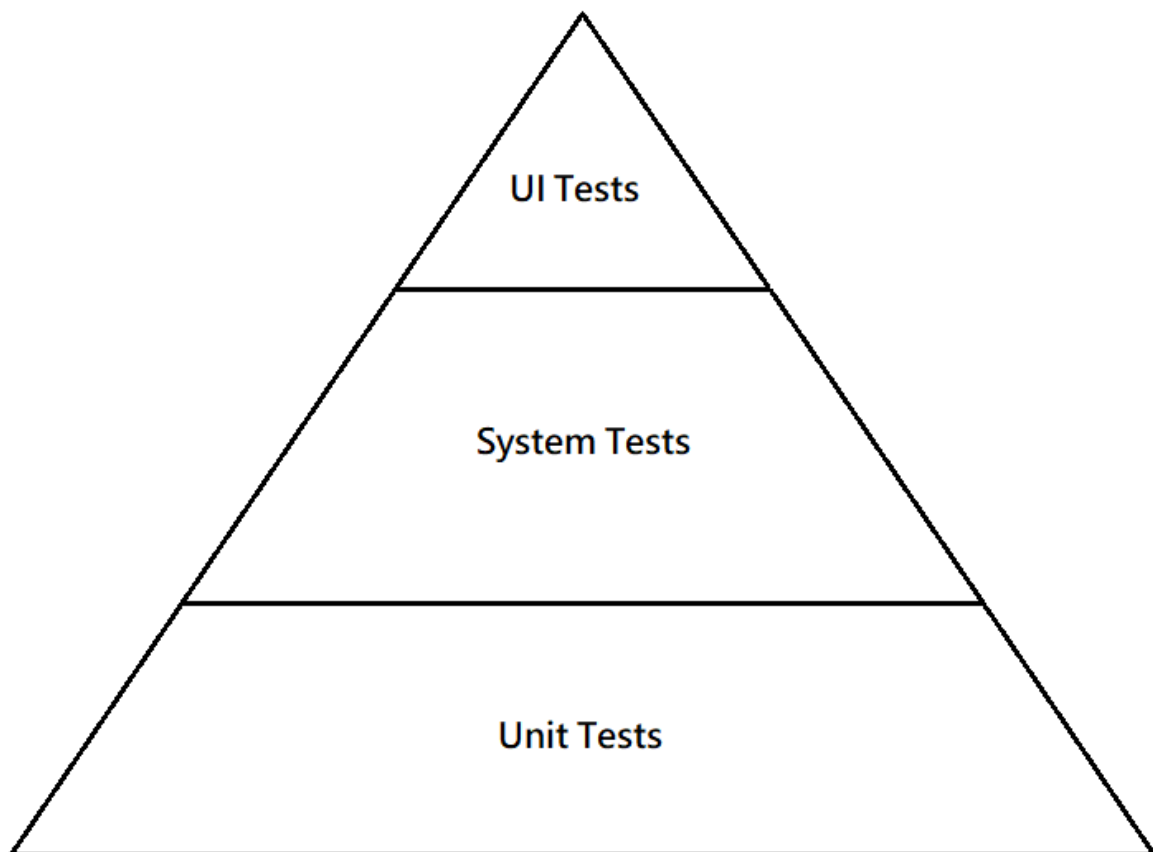
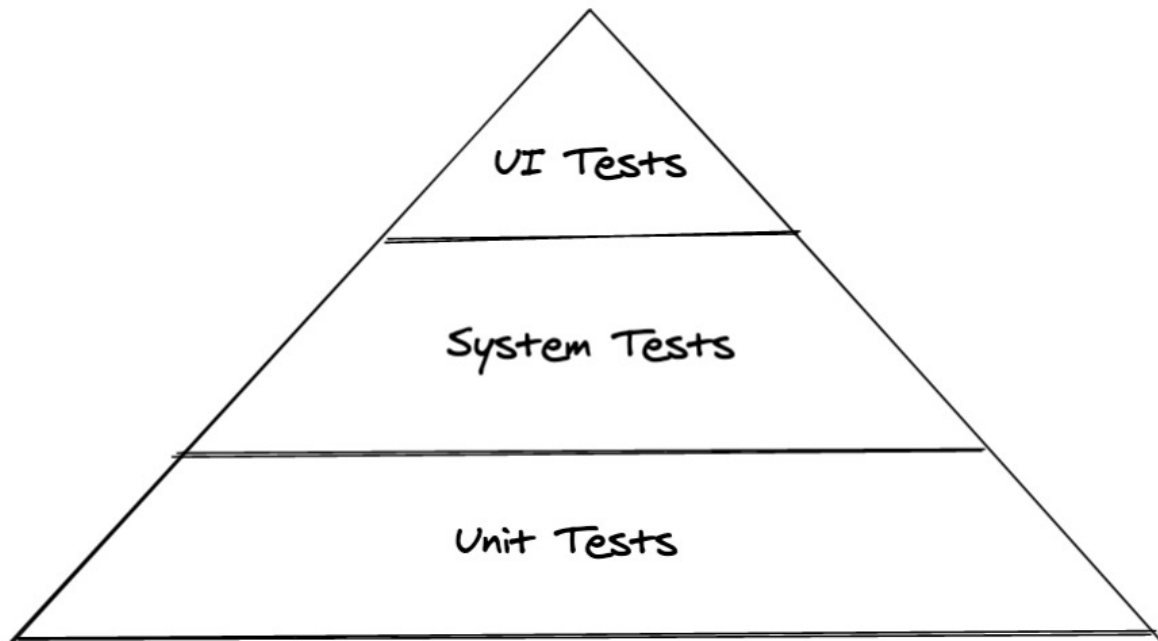
## Cart

Name	Quantity
Doodads	4
Goobers	2

## Checkout

Your total is \$134. Checkout

## Chapter 11: Unit Testing



```
ray@Hoth:~/projects/Front-End-Development-Projects-with-Vue.js/Chapter11$ npm init vue@latest
Need to install the following packages:
  create-vue@latest
Ok to proceed? (y)
```

## Vue.js – The Progressive JavaScript Framework

```
✓ Project name: ... test1
✓ Add TypeScript? ... No / Yes
✓ Add JSX Support? ... No / Yes
✓ Add Vue Router for Single Page Application development? ... No / Yes
✓ Add Pinia for state management? ... No / Yes
? Add Vitest for Unit Testing? > No / Yes
```

```
ray@Hoth:~/.../Chapter11/test1$ npm run test:unit
```

```
> test1@0.0.0 test:unit
> vitest --environment jsdom
```

```
DEV v0.13.1 /home/ray/projects/Front-End-Development-Projects-with-Vue.js/Chapter11/test1
```

```
> __tests__/App.test.js (1)
  > App (1)
    ✗ App renders blog title correctly
```

### Failed Tests 1

```
FAIL __tests__/App.test.js > App > App renders blog title correctly
AssertionError: expected 'Th Vue.js Workshop Blog' to include 'The Vue.js Workshop Blog'
> __tests__/App.test.js:9:28
   7|     it('App renders blog title correctly', () => {
   8|       const wrapper = shallowMount(App)
   9|       expect(wrapper.text()).toContain('The Vue.js Workshop Blog')
     |                                   ^
  10|     })
  11| })
```

[1/1]-

```
Test Files  1 failed (1)
Tests       1 failed (1)
Time        1.10s (in thread 15ms, 7325.89%)
```

```
FAIL Tests failed. Watching for file changes ...
press h to show help, press q to quit
```

**RERUN** src/App.vue

```
✓ __tests__/App.test.js (1)
```

```
Test Files  1 passed (1)
Tests       1 passed (1)
Time        15ms
```

**PASS** Waiting for file changes ...  
press h to show help, press q to quit

```
ray@Hoth:~/.../Chapter11/test1$ npm run test:unit __tests__/PostListItem.test.js
```

```
> test1@0.0.0 test:unit
> vitest --environment jsdom "__tests__/PostListItem.test.js"
```

```
DEV v0.13.1 /home/ray/projects/Front-End-Development-Projects-with-Vue.js/Chapter11/test1
```

```
✓ __tests__/PostListItem.test.js (1)
```

```
Test Files  1 passed (1)
Tests       1 passed (1)
Time        1.12s (in thread 13ms, 8628.30%)
```

```
PASS Waiting for file changes...
press h to show help, press q to quit
```

```
ray@Hoth:~/.../Chapter11/test1$ npm run test:unit __tests__/PostList.test.js
```

```
> test1@0.0.0 test:unit
> vitest --environment jsdom "__tests__/PostList.test.js"
```

```
DEV v0.13.1 /home/ray/projects/Front-End-Development-Projects-with-Vue.js/Chapter11/test1
```

```
✓ __tests__/PostList.test.js (1)
```

```
Test Files  1 passed (1)
Tests       1 passed (1)
Time        1.05s (in thread 15ms, 7020.23%)
```

```
PASS Waiting for file changes...
press h to show help, press q to quit
```

```
ray@Hoth:~/.../Chapter11/test1$ npm run test:unit __tests__/PostList.test.js
```

```
> test1@0.0.0 test:unit
> vitest --environment jsdom "__tests__/PostList.test.js"
```

```
DEV v0.13.1 /home/ray/projects/Front-End-Development-Projects-with-Vue.js/Chapter11/test1
```

```
✓ __tests__/PostList.test.js (2)
```

```
Test Files  1 passed (1)
Tests       2 passed (2)
Time        1.06s (in thread 19ms, 5603.15%)
```

```
PASS Waiting for file changes...
press h to show help, press q to quit
```

```
ray@Hoth:~/.../Chapter11/Exercise11.01$ npm run test:unit __tests__/PostListItem.test.js
```

```
> Exercisell.01@0.0.0 test:unit
> vitest --environment jsdom "__tests__/PostListItem.test.js"
```

```
DEV v0.13.1 /home/ray/projects/Front-End-Development-Projects-with-Vue.js/Chapter11/Exercise11.01
```

```
> __tests__/PostListItem.test.js (2)
  ✓ PostListItem (1)
  > PostListItem (1)
    ✗ PostListItem renders tags with a # prepended to them
```

#### Failed Tests 1

```
FAIL __tests__/PostListItem.test.js > PostListItem > PostListItem renders tags with a # prepended to them
AssertionError: expected '' to include '#react'
```

```
> __tests__/PostListItem.test.js:28:28
 26|         }
 27|       })
 28|       expect(wrapper.text()).toMatch('#react')
    |                               ^
 29|       expect(wrapper.text()).toMatch('#vue')
 30|     })
```

[1/1]

```
Test Files  1 failed (1)
Tests       1 failed | 1 passed (2)
Time        983ms (in thread 17ms, 5784.07%)
```

```
FAIL Tests failed. Watching for file changes...
press h to show help, press q to quit
```

```
RERUN src/components/PostListItem.vue
```

```
✓ __tests__/PostListItem.test.js (2)
```

```
Test Files  1 passed (1)
Tests       2 passed (2)
Time        16ms
```

```
PASS Waiting for file changes...
press h to show help, press q to quit
```

## The Vue.js Workshop Blog

### Vue.js for React developers

React has massive popularity here are the key benefits of Vue.js over it.

### Migrating an AngularJS app to Vue.js

With many breaking changes, AngularJS developers have found it easier to retrain to Vue.js than Angular 2



```
> Exercisel1.01@0.0.0 test:unit
> vitest --environment jsdom "__tests__/PostList.test.js"
```

DEV v0.13.1 /home/ray/projects/Front-End-Development-Projects-with-Vue.js/Chapter11/Exercisel1.01

```
> __tests__/PostList.test.js (3)
  > PostList (3)
    ✓ PostList renders the right number of PostListItem
    ✓ PostList renders passed title and description for each passed post
    ✗ PostList renders tags for each post
```

---

Failed Tests 1

FAIL \_\_tests\_\_/PostList.test.js > PostList > PostList renders tags for each post  
AssertionError: expected '' to include '#react'

```
> __tests__/PostList.test.js:64:21
  62|
  63|     const outputText = wrapper.text()
  64|     expect(outputText).toContain('#react')
    |                           ^
  65|     expect(outputText).toContain('#vue')
  66|     expect(outputText).toContain('#html')
```

[1/1]-

Test Files 1 failed (1)  
Tests 1 failed | 2 passed (3)  
Time 1.13s (in thread 22ms, 5145.37%)

FAIL Tests failed. Watching for file changes ...  
press h to show help, press q to quit

RERUN \_\_tests\_\_/PostList.test.js

✓ \_\_tests\_\_/PostList.test.js (3)

Test Files 1 passed (1)  
Tests 3 passed (3)  
Time 21ms

PASS Waiting for file changes ...  
press h to show help, press q to quit

RERUN \_\_tests\_\_/ellipsis.test.js

✓ \_\_tests\_\_/ellipsis.test.js (2)

Test Files 4 passed (4)  
Tests 10 passed (10)  
Time 96ms

PASS Waiting for file changes ...  
press h to show help, press q to quit

# The Vue.js Workshop Blog

## [Vue.js for React developers](#)

React has massive popularity here are the key bene...

- #vue
- #react

## [Migrating an AngularJS app to Vue.js](#)

With many breaking changes, AngularJS developers h...

- #vue
- #angularjs

# The Vue.js Workshop Blog

## Post: Migrating an AngularJS app to Vue.js

This is the content of the Vue.js for AngularJS developers post.

```
ray@Hoth:~/.../Chapter11/Exercise11.03$ npm run test:unit __tests__/SinglePost.test.js
```

```
> Exercise11.02@0.0.0 test:unit
> vitest --environment jsdom "__tests__/SinglePost.test.js"
```

```
DEV v0.13.1 /home/ray/projects/Front-End-Development-Projects-with-Vue.js/Chapter11/Exercise11.03
```

```
✓ __tests__/SinglePost.test.js (2)
```

```
Test Files  1 passed (1)
Tests       2 passed (2)
Time        1.14s (in thread 36ms, 3154.10%)
```

```
PASS Waiting for file changes ...
press h to show help, press q to quit
```

# The Vue.js Workshop Blog

# angularjs

## [Migrating an AngularJS app to Vue.js](#)

With many breaking changes, AngularJS developers h...

- #vue
- #angularjs

**RERUN** \_\_tests\_\_/TagPage.test.js

✓ \_\_tests\_\_/TagPage.test.js (2)

Test Files 6 passed (6)  
Tests 14 passed (14)  
Time 188ms

**PASS** Waiting for file changes...  
press h to show help, press q to quit

```
stderr | __tests__/PostList.test.js > PostList > PostList renders tags for each post
[Vue warn]: Failed to resolve component: router-link
If this is a native custom element, make sure to exclude it from component resolution via compilerOptions.isCustomElement.
    at <PostListItem key=undefined title=undefined description=undefined ... >
    at <PostList posts= [ { tags: [ 'react', 'vue' ] }, { tags: [ 'html', 'angularjs' ] } ] ref="VTU_COMPONENT" >
    at <VTURoot>
[Vue warn]: Failed to resolve component: router-link
If this is a native custom element, make sure to exclude it from component resolution via compilerOptions.isCustomElement.
    at <PostListItem key=undefined title=undefined description=undefined ... >
    at <PostList posts= [ { tags: [ 'react', 'vue' ] }, { tags: [ 'html', 'angularjs' ] } ] ref="VTU_COMPONENT" >
    at <VTURoot>

stderr | __tests__/App.test.js > App > App renders blog title correctly
[Vue warn]: Failed to resolve component: router-view
If this is a native custom element, make sure to exclude it from component resolution via compilerOptions.isCustomElement.
    at <App ref="VTU_COMPONENT" >
    at <VTURoot>
```

Subscribe to the newsletter

Close

# The Vue.js Workshop Blog

## [Vue.js for React developers](#)

React has massive popularity here are the key bene...

[#vue #react](#)

## [Migrating an AngularJS app to Vue.js](#)

With many breaking changes, AngularJS developers h...

[#vue #angularjs](#)

```

stderr | __tests__/SinglePost.test.js > SinglePost > Router renders single post page when clicking a post title
[Vue warn]: injection "Symbol(pinia)" not found.
    at <NewsletterBanner>
    at <App ref="VTU_COMPONENT" >
    at <VTUROOT>
[Vue warn]: Unhandled error during execution of setup function
    at <NewsletterBanner>
    at <App ref="VTU_COMPONENT" >
    at <VTUROOT>

```

```

stderr | __tests__/TagPage.test.js > TagPage > Router renders tag page when clicking a tag in the post list item
[Vue warn]: injection "Symbol(pinia)" not found.
    at <NewsletterBanner>
    at <App ref="VTU_COMPONENT" >
    at <VTUROOT>
[Vue warn]: Unhandled error during execution of setup function
    at <NewsletterBanner>
    at <App ref="VTU_COMPONENT" >
    at <VTUROOT>

```

```

✓ __tests__/ellipsis.test.js (2)
✓ __tests__/App.test.js (1)
✓ __tests__/NewsletterBanner.test.js (1)
✓ __tests__/PostList.test.js (3)
✓ __tests__/PostListItem.test.js (2)
> __tests__/SinglePost.test.js (2)
  > SinglePost (2)
    ✗ Router renders single post page when clicking a post title
    ✓ Router renders single post page when a slug is set
> __tests__/TagPage.test.js (2)
  > TagPage (2)
    ✗ Router renders tag page when clicking a tag in the post list item
    ✓ Router renders tag page when a URL is set

```

#### Failed Tests 2

```

FAIL __tests__/SinglePost.test.js > SinglePost > Router renders single post page when clicking a post title

```

```

FAIL __tests__/TagPage.test.js > TagPage > Router renders tag page when clicking a tag in the post list item

```

```

Error: [vite]: getActivePinia was called with no active Pinia. Did you forget to install pinia?

```

```

    const pinia = createPinia()
    app.use(pinia)

```

```

This will fail in production.

```

```

> Module.useStore file:/home/ray/projects/Front-End-Development-Projects-with-Vue.js/Chapter11/Exercise11.04/node_modules/pinia/dist/pinia.mjs:1692:19

```

```

ray@Hoth:~/.../Chapter11/Exercise11.04$ npm run test:unit __tests__/NewsletterBanner.test.js

```

```

> Exercise11.02@0.0.0 test:unit

```

```

> vitest --environment jsdom "__tests__/NewsletterBanner.test.js"

```

```

DEV v0.13.1 /home/ray/projects/Front-End-Development-Projects-with-Vue.js/Chapter11/Exercise11.04

```

```

✓ __tests__/NewsletterBanner.test.js (3)

```

```

Test Files 1 passed (1)

```

```

Tests 3 passed (3)

```

```

Time 1.12s (in thread 25ms, 4472.14%)

```

```

PASS Waiting for file changes...

```

```

press h to show help, press q to quit

```

Subscribe to the newsletter

Close

# The Vue.js Workshop Blog

## [Vue.js for React developers](#)

React has massive popularity here are the key bene...

[#vue](#) [#react](#)

## [Migrating an AngularJS app to Vue.js](#)

With many breaking changes, AngularJS developers h...

[#vue](#) [#angularjs](#)

**Cookies Disclaimer** We use cookies to improve our experience.

I agree

```
ray@Hoth:~/.../Chapter11/Exercise11.04$ npm run test:unit __tests__/CookieBanner.test.js
```

```
> Exercise11.02@0.0.0 test:unit
> vitest --environment jsdom "__tests__/CookieBanner.test.js"
```

```
DEV v0.13.1 /home/ray/projects/Front-End-Development-Projects-with-Vue.js/Chapter11/Exercise11.04
```

```
✓ __tests__/CookieBanner.test.js (3)
```

```
Test Files  1 passed (1)
Tests       3 passed (3)
Time        1.16s (in thread 25ms, 4633.61%)
```

```
PASS Waiting for file changes ...
press h to show help, press q to quit
```

Subscribe to the newsletter

# The Vue.js Workshop Blog

## [Vue.js for React developers](#)

React has massive popularity here are the key bene...

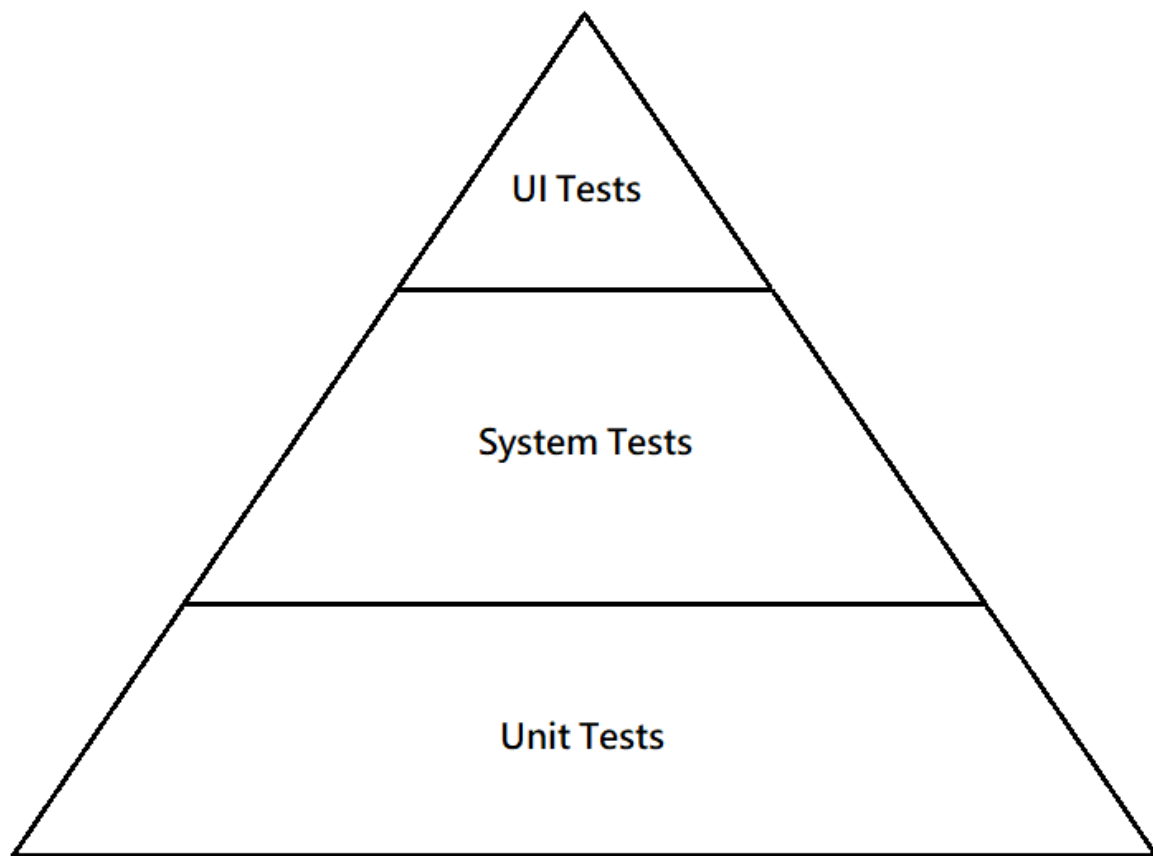
[#vue #react](#)

## [Migrating an AngularJS app to Vue.js](#)

With many breaking changes, AngularJS developers h...

[#vue #angularjs](#)

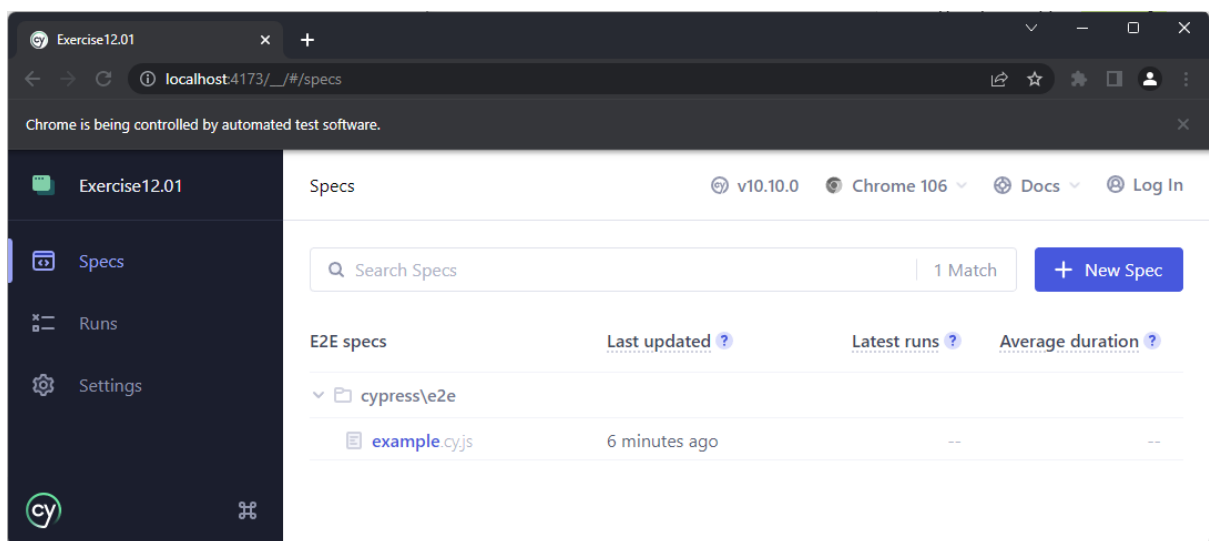
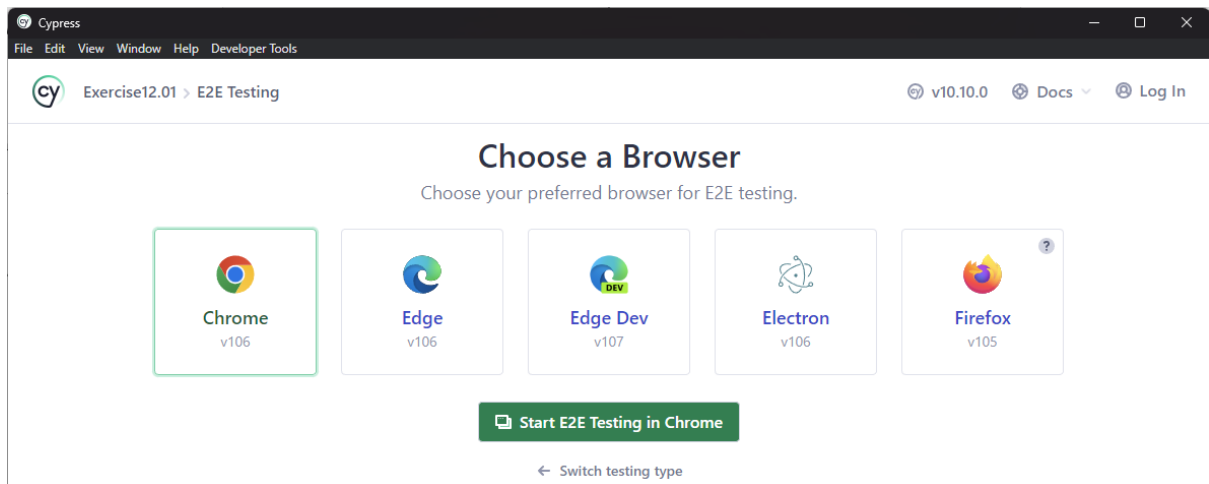
## Chapter 12: End-to-End Testing



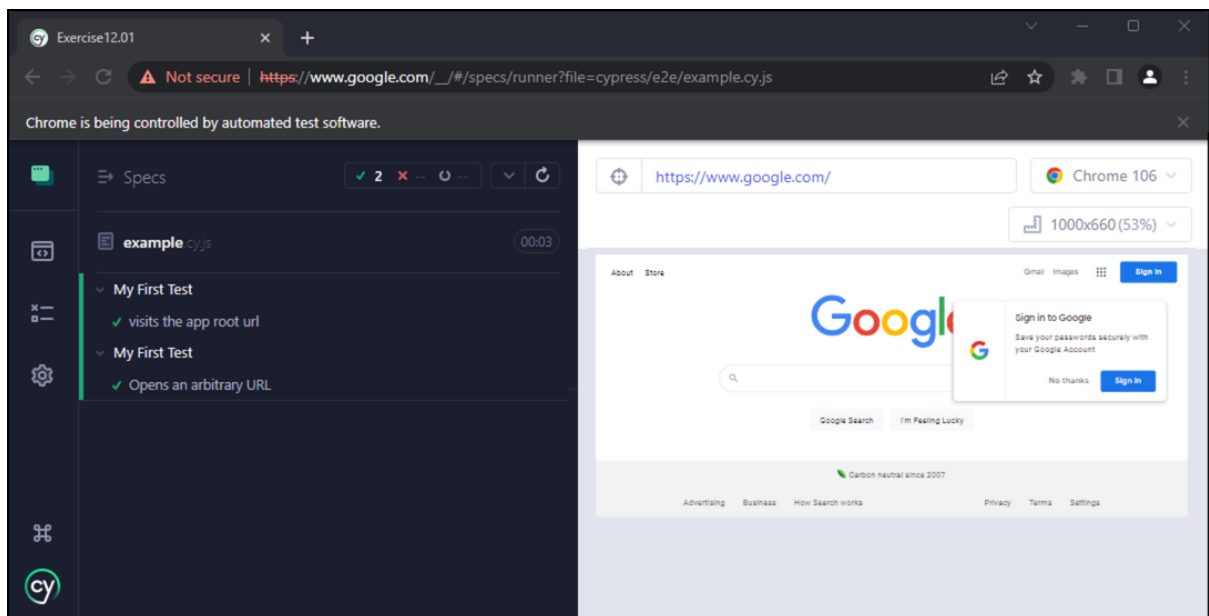
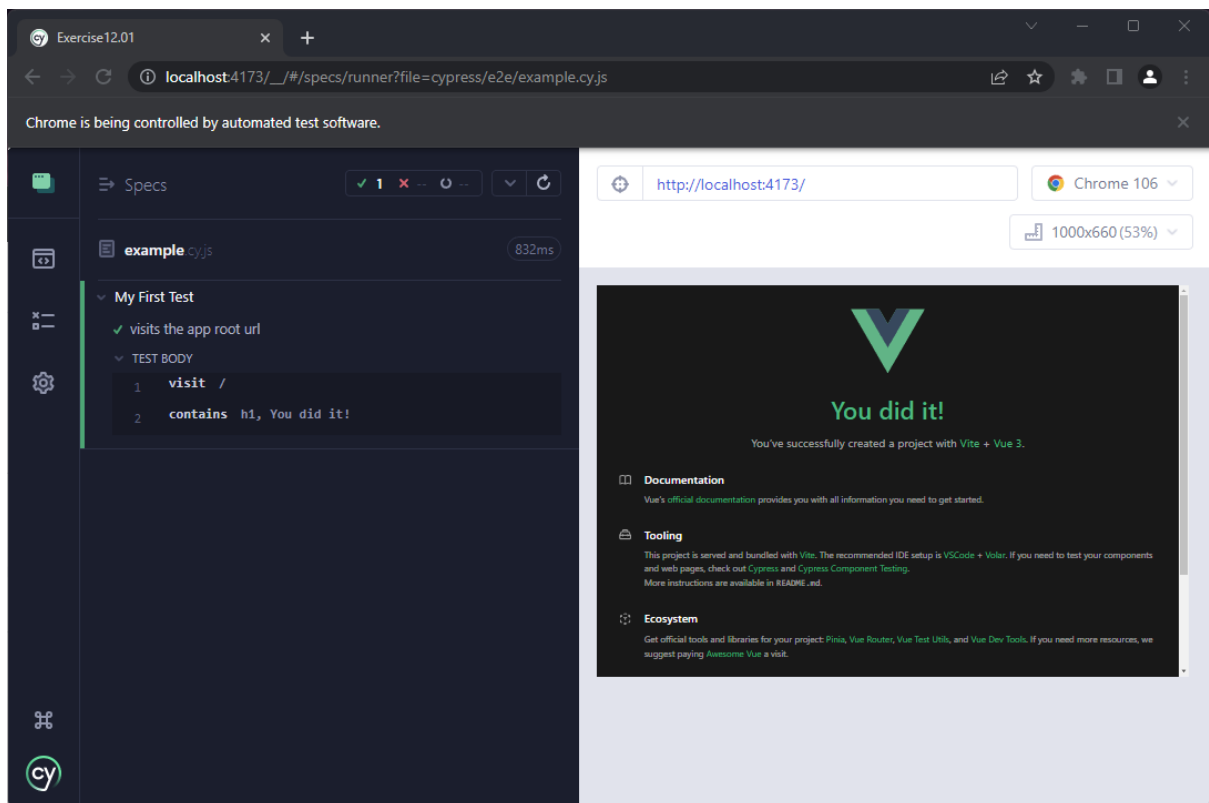
```
ray@Hoth:~/.../Front-End-Development-Projects-with-Vue.js/Chapter12$ npm init vue@latest
```

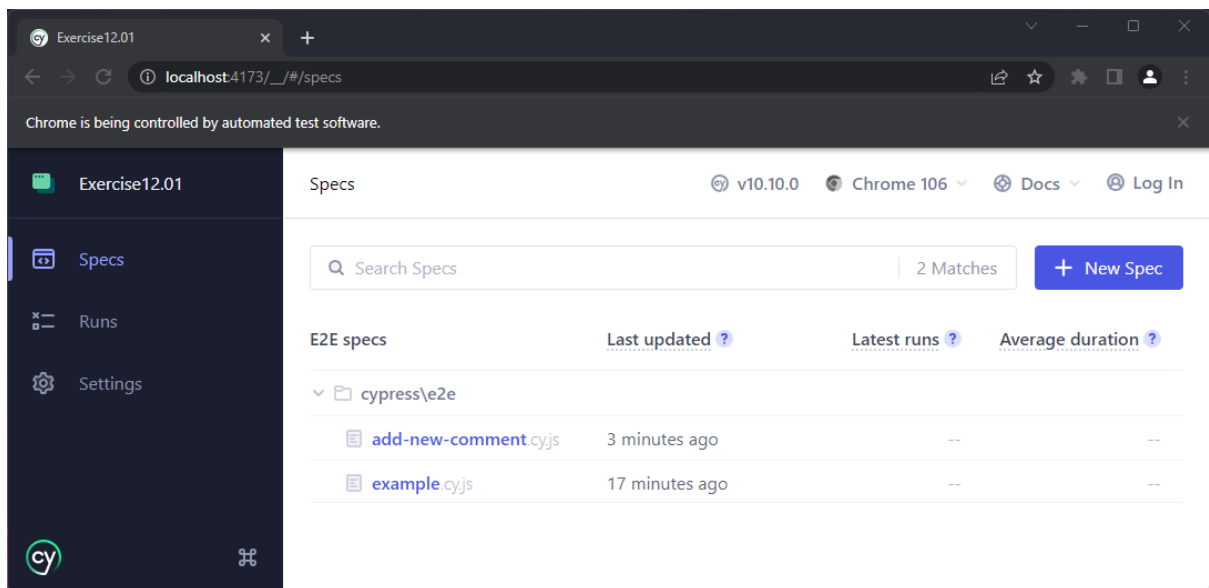
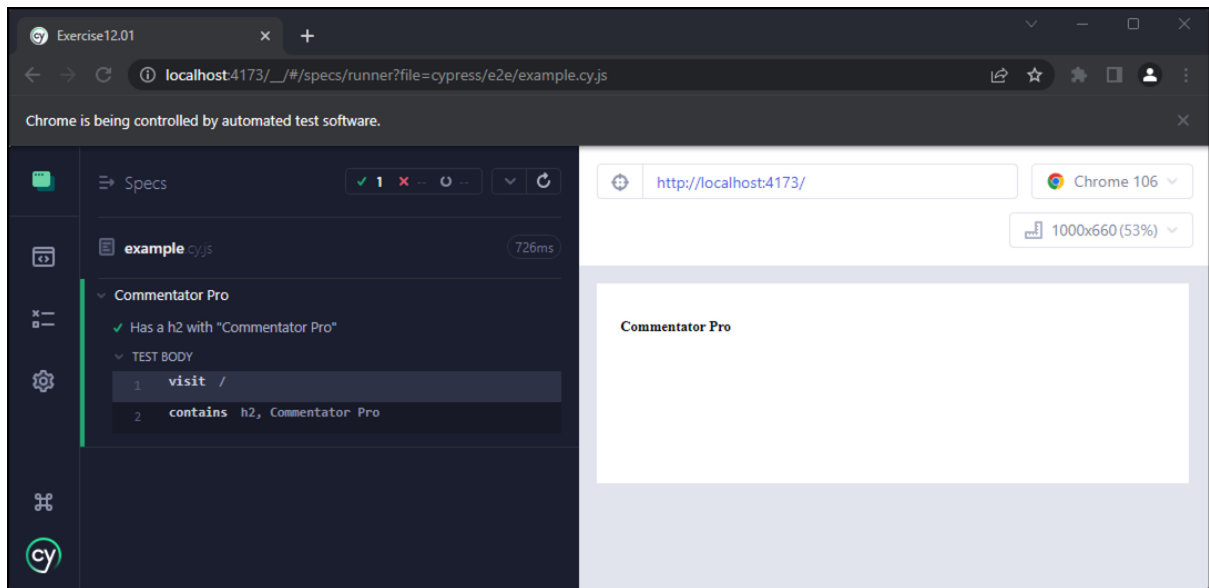
Vue.js - The Progressive JavaScript Framework

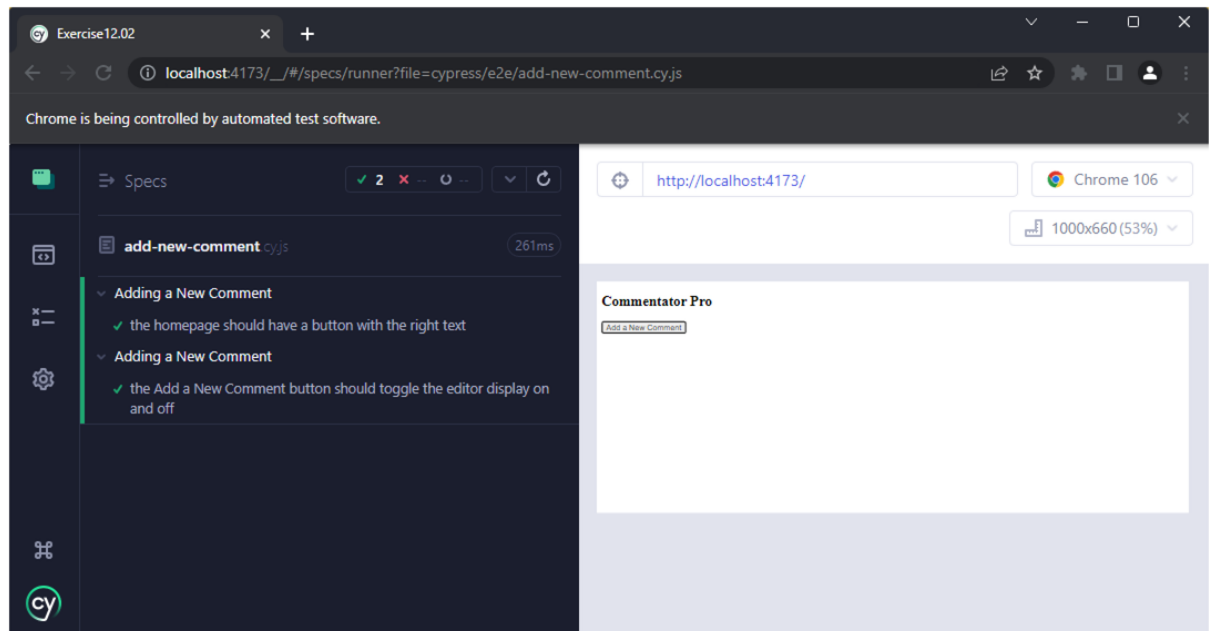
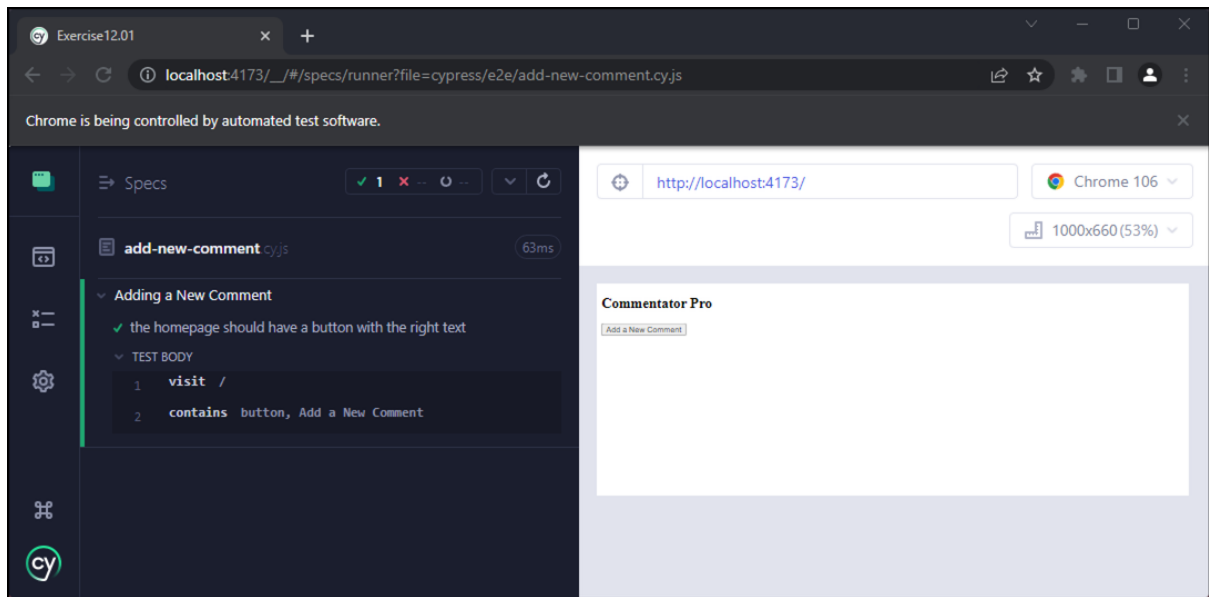
- ✓ Project name: ... vue-project
- ✓ Add TypeScript? ... [No](#) / Yes
- ✓ Add JSX Support? ... [No](#) / Yes
- ✓ Add Vue Router for Single Page Application development? ... [No](#) / Yes
- ✓ Add Pinia for state management? ... [No](#) / Yes
- ✓ Add Vitest for Unit Testing? ... No / [Yes](#)
- ? Add Cypress for End-to-End testing? > No / [Yes](#)

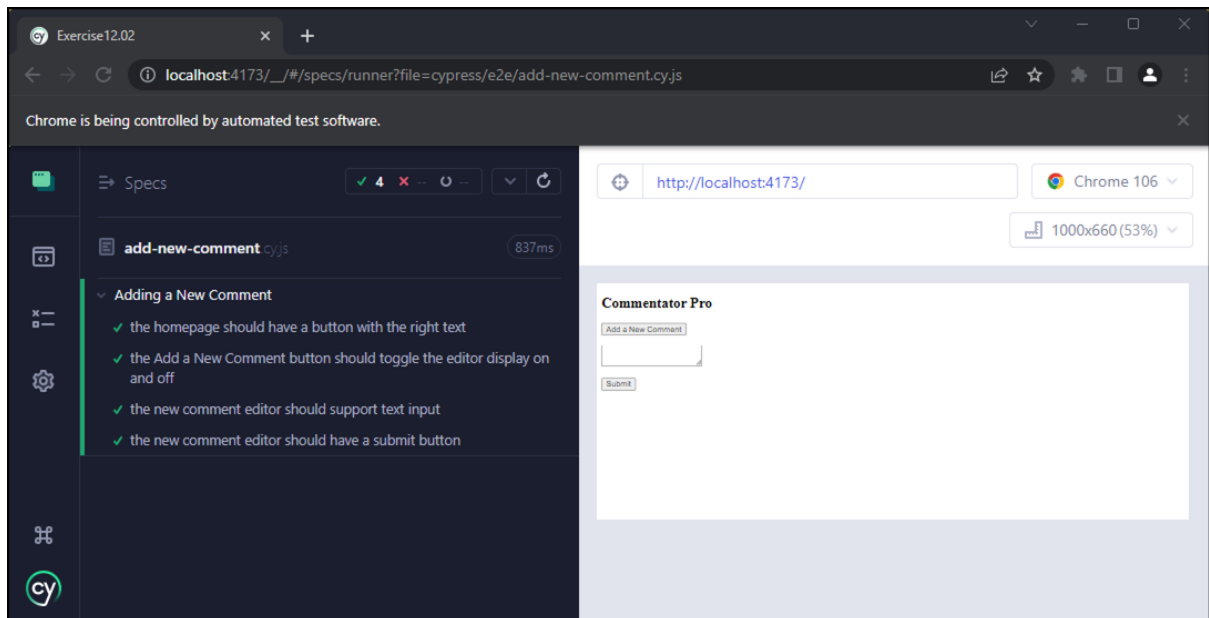
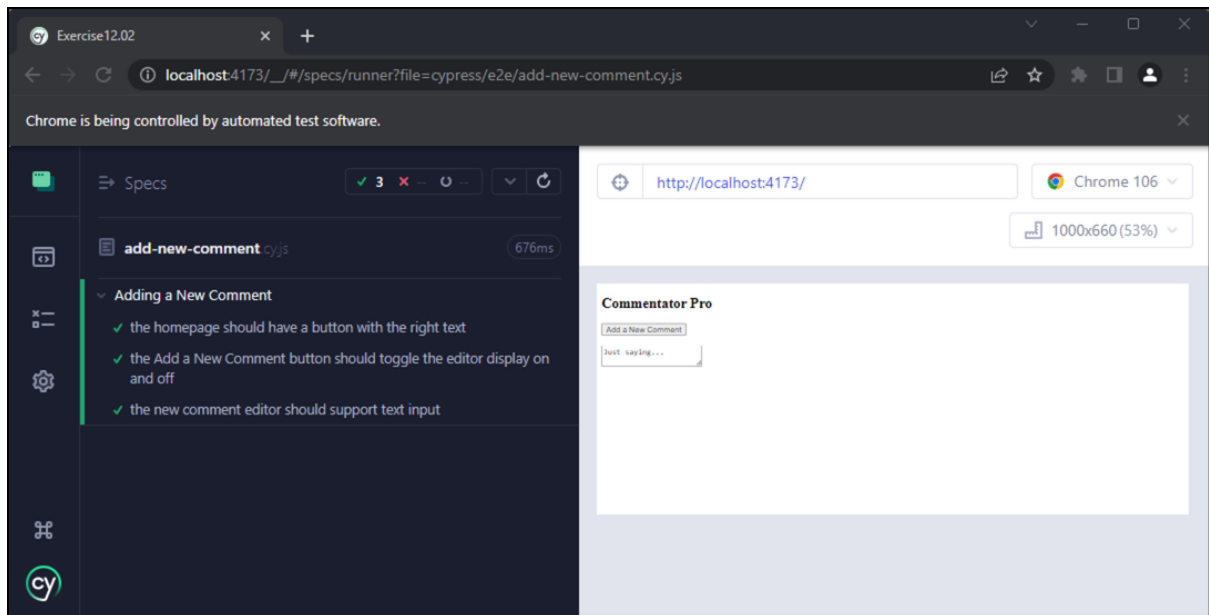


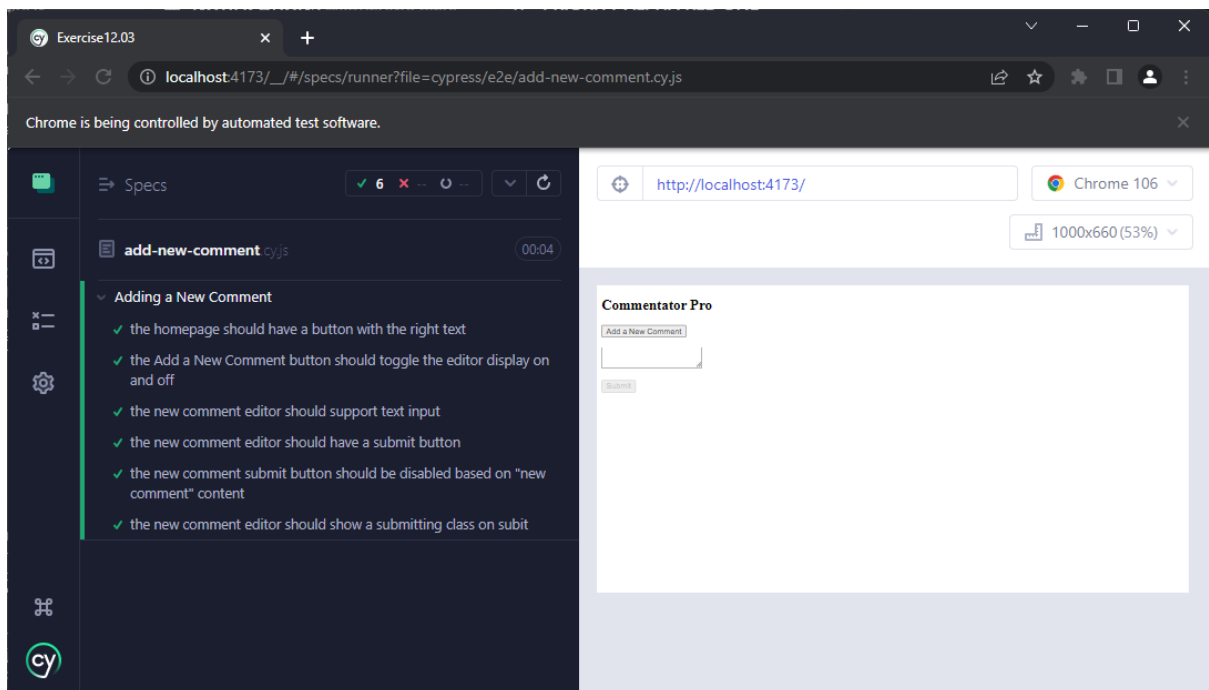
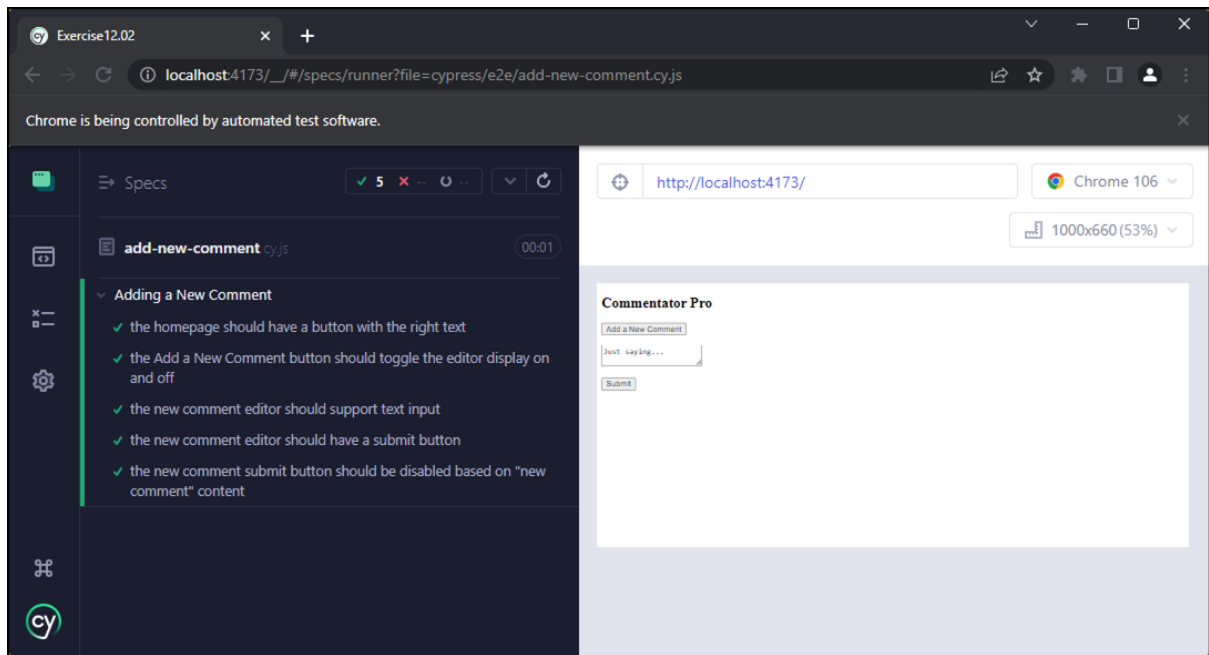


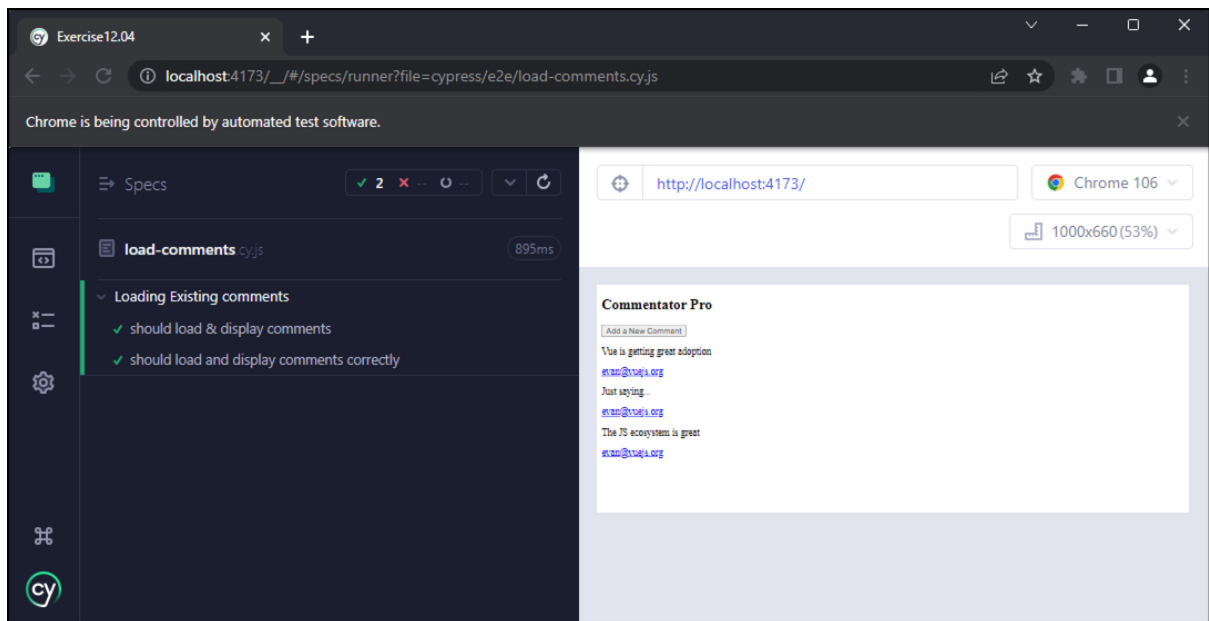
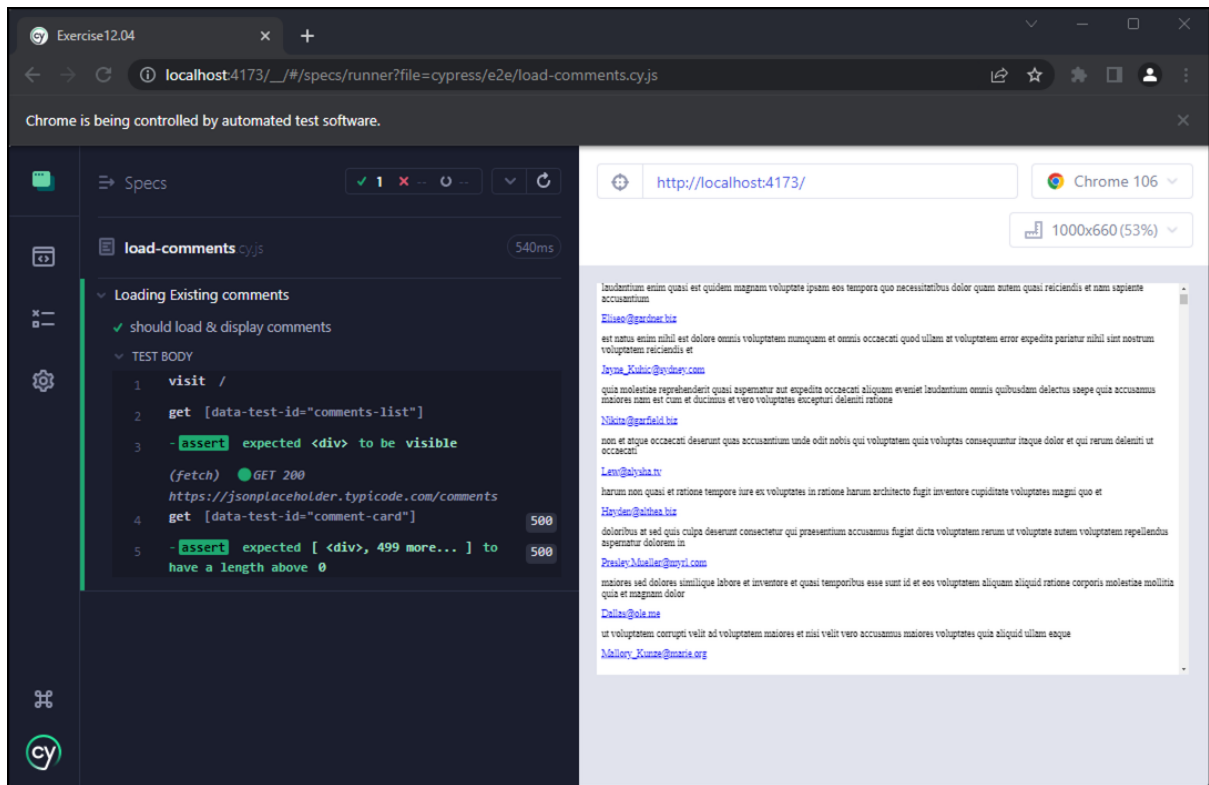


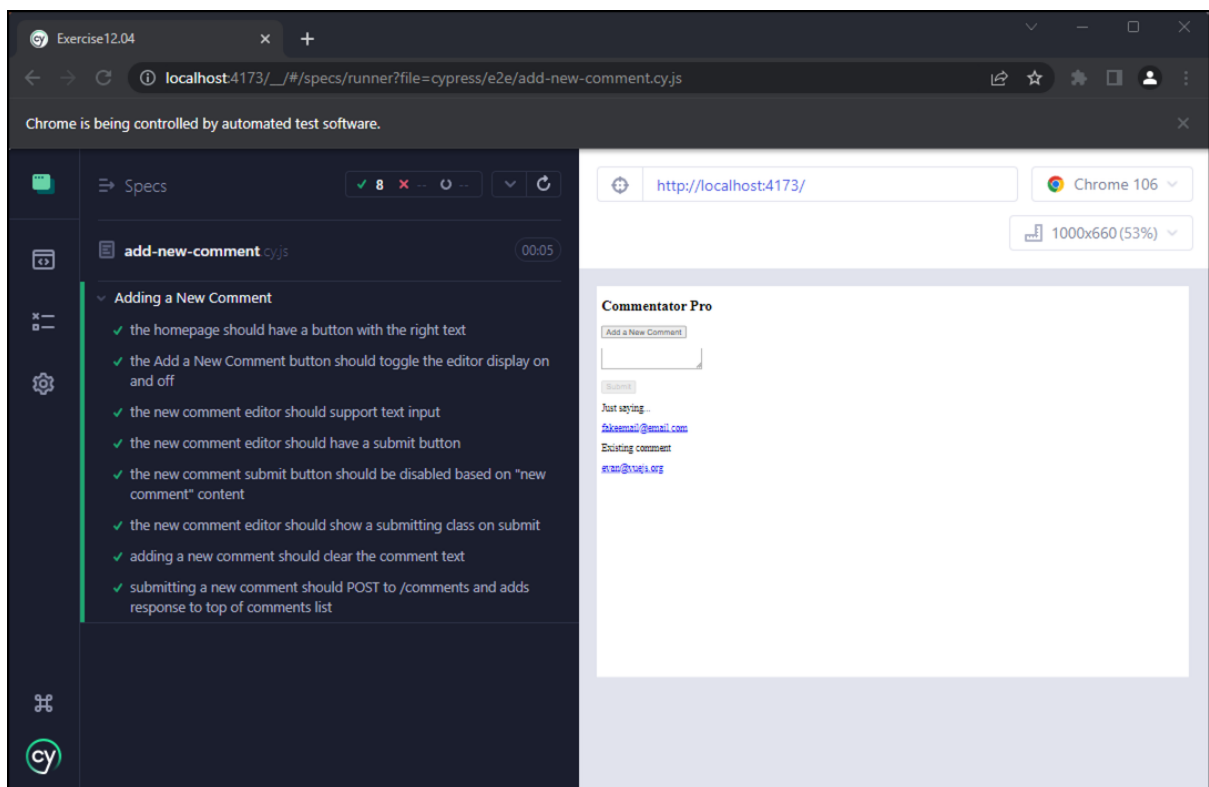
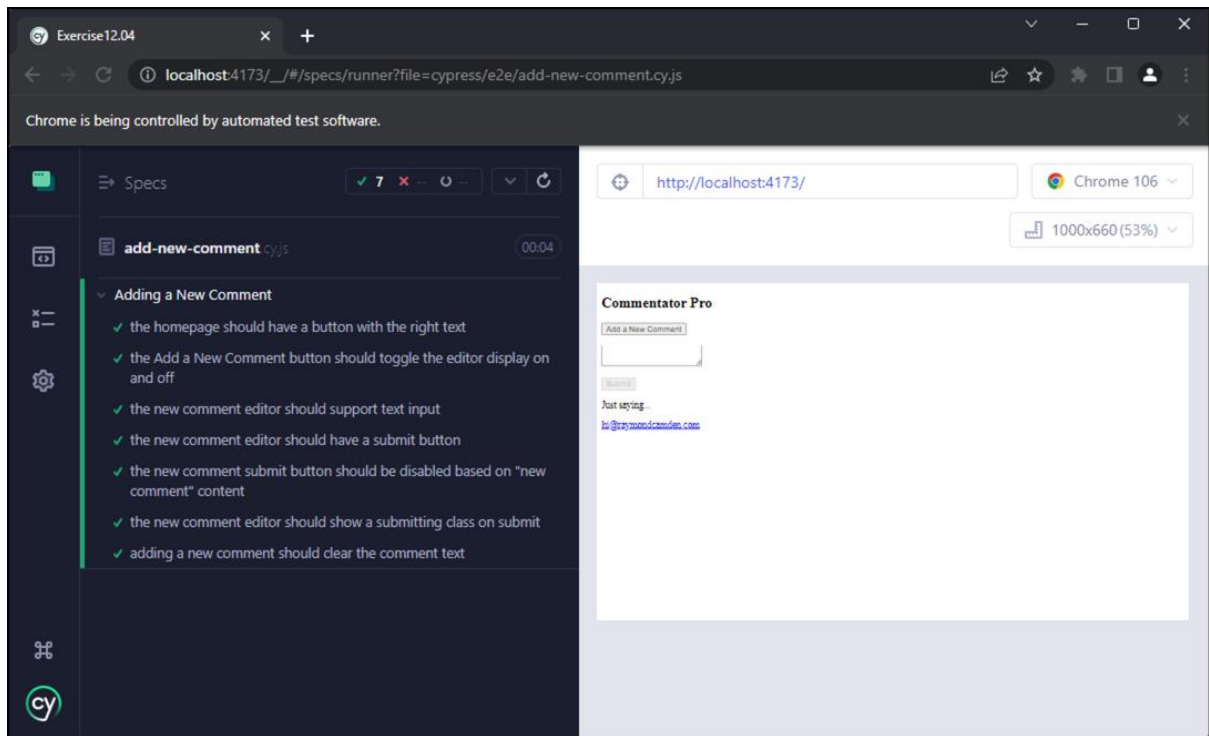


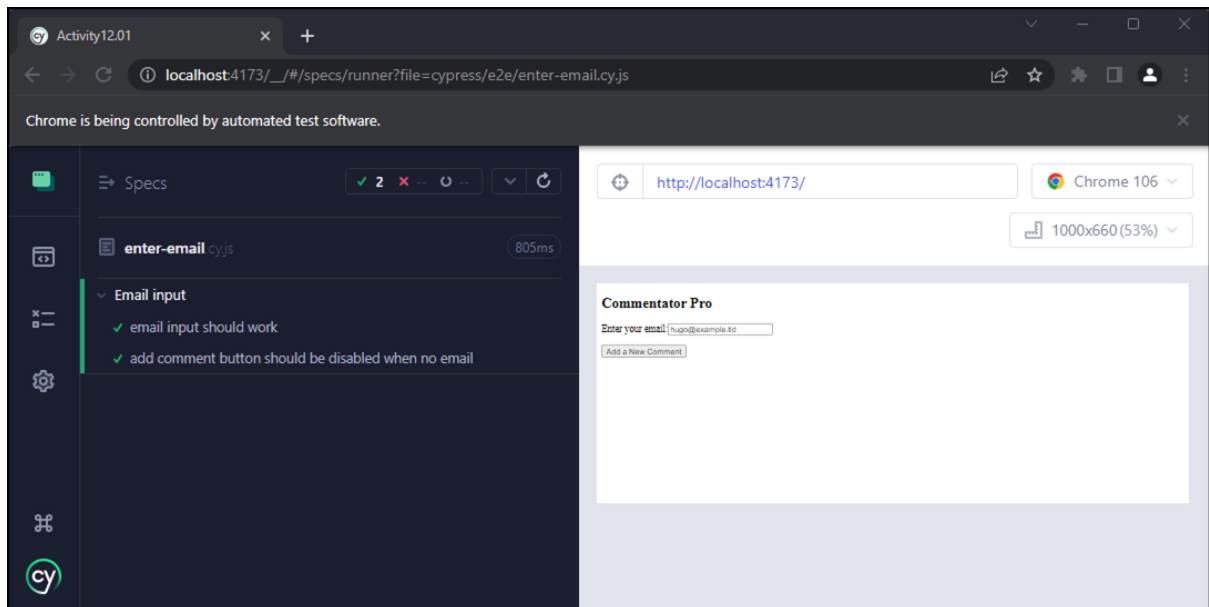
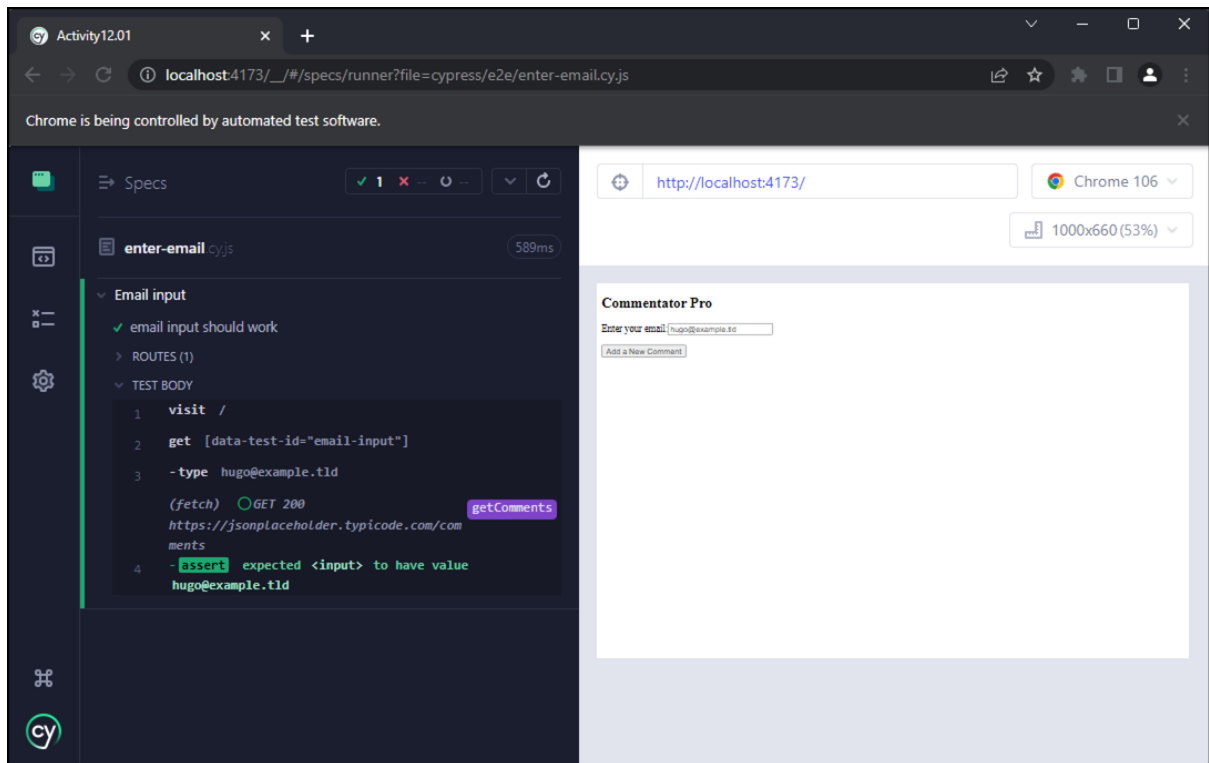




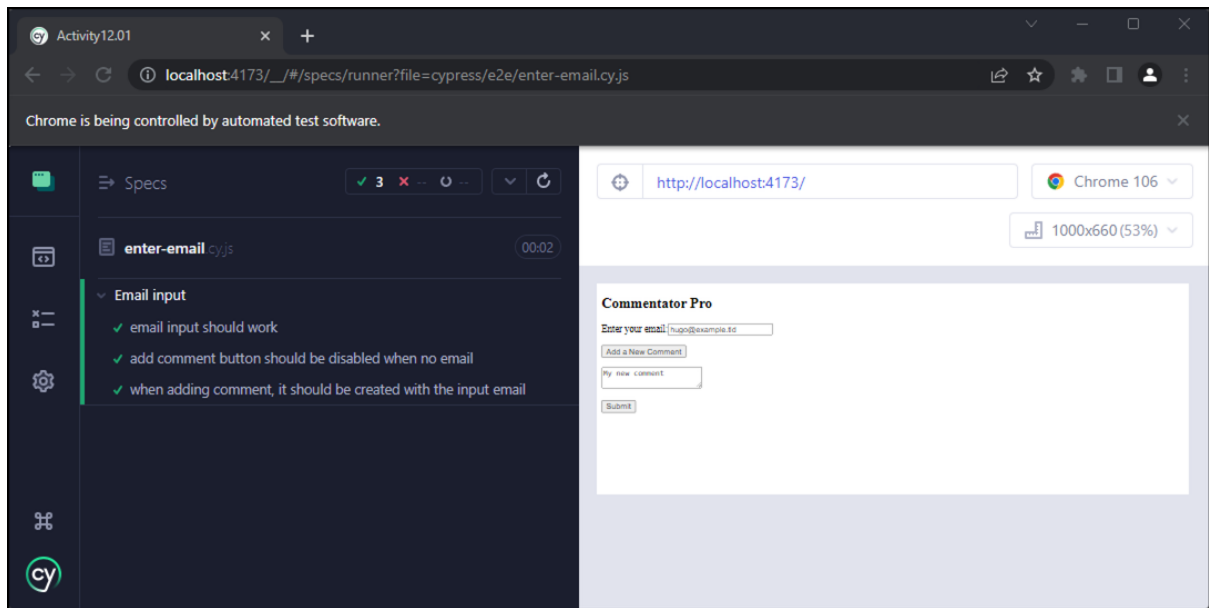




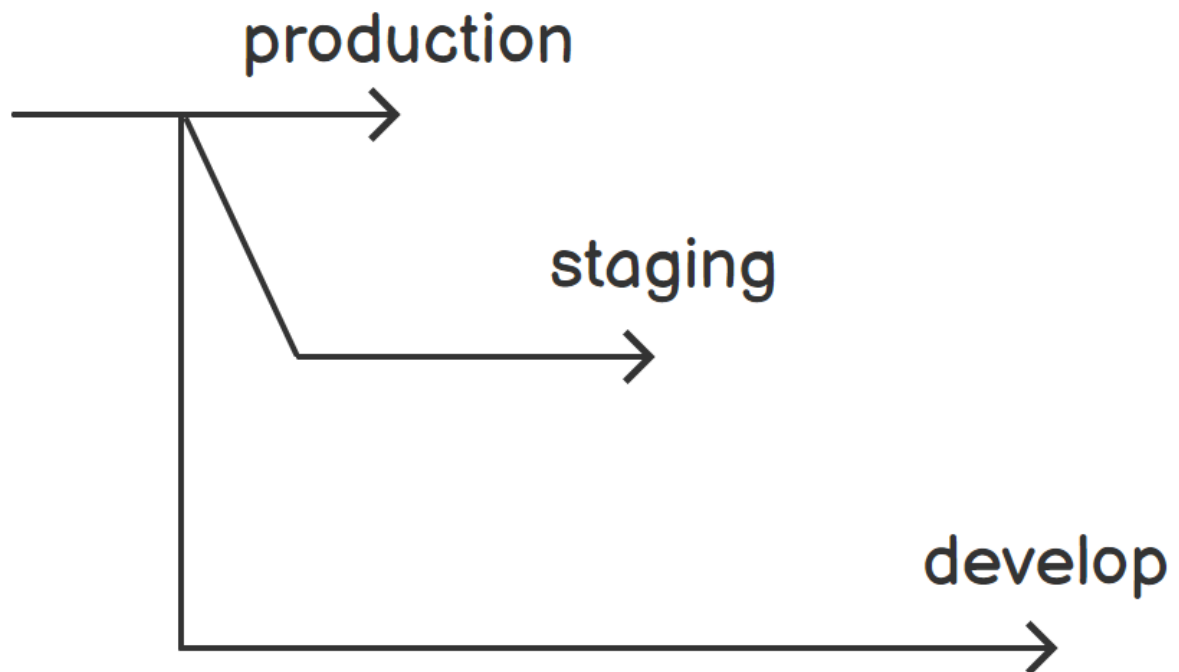


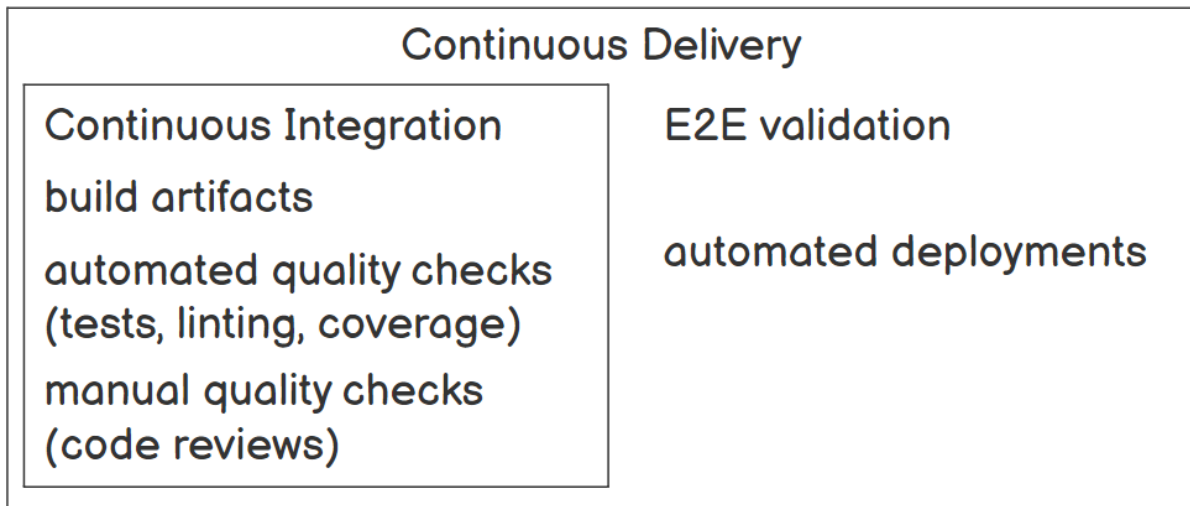
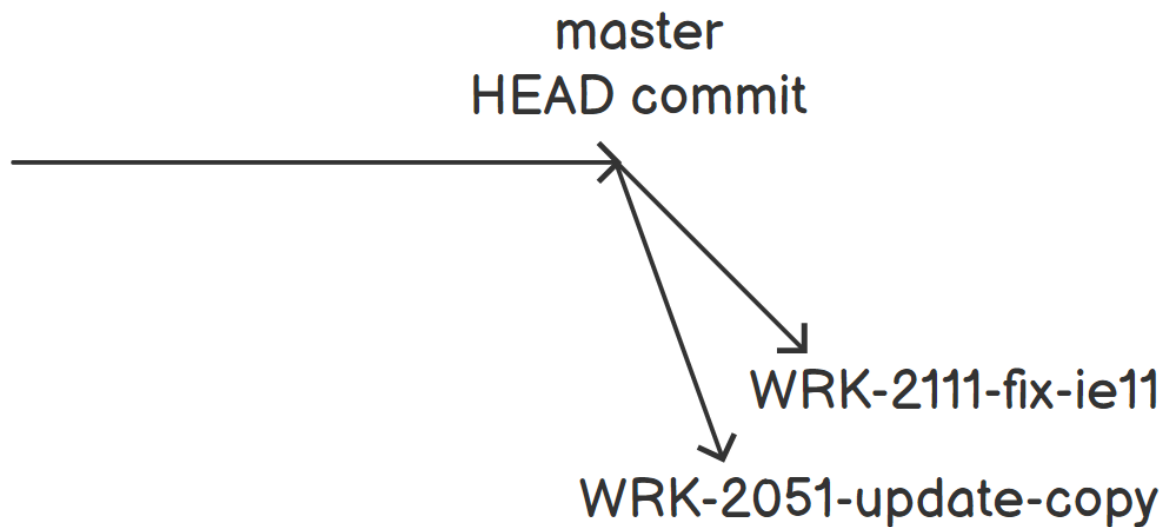






## Chapter 13: Deploying Your Code to the Web





```
ray@Hoth:~/projects/testingzone/vue3stuff/vueproject1$ npm run build
```

```
> vueproject1@0.0.0 build
> vite build
```

```
vite v2.7.13 building for production ...
```

```
✓ 22 modules transformed.
```

```
dist/assets/logo.da9b9095.svg 0.30 KiB
```

```
dist/index.html 0.48 KiB
```

```
dist/assets/index.de5eef59.js 10.14 KiB / gzip: 3.89 KiB
```

```
dist/assets/index.f3fa6de6.css 3.48 KiB / gzip: 1.15 KiB
```

```
dist/assets/vendor.7ed976ab.js 50.20 KiB / gzip: 20.25 KiB
```

## Create new project



### Create blank project

Create a blank project to house your files, plan your work, and collaborate on code, among other things.



### Create from template

Create a project pre-populated with the necessary files to get you started quickly.



### Import project


Migrate your data from an external source like GitHub, Bitbucket, or another instance of GitLab.



### Run CI/CD for external repository







Connect your external repository to GitLab CI/CD.


You can also create a project from the command line. [Show command](#)



Menu

Search GitLab





**Create blank project**  
Create a blank project to house your files, plan your work, and collaborate on code, among other things.

New project · Create blank project

Project name

My awesome project

Project URL

https://gitlab.com/raymondcamden1/

Project slug

my-awesome-project

Want to house several dependent projects under the same namespace? [Create a group.](#)

Project description (optional)

Description format

Project deployment target (optional)

Select the deployment target

Visibility Level

☒ Private

Project access must be granted explicitly to each user. If this project is part of a group, access will be granted to members of the group.

☐ Public

The project can be accessed without any authentication.

Project Configuration

☒ Initialize repository with a README

Allows you to immediately clone this project's repository. Skip this if you plan to push up an existing repository.

☐ Enable Static Application Security Testing (SAST)

Analyze your source code for known security vulnerabilities. [Learn more.](#)

Create project

Cancel

Raymond Camden > Project1



## Project1

Project ID: 33649368



0



0

10 Commits 1 Branch 0 Tags 856 KB Project Storage



Testing

Raymond Camden authored just now



4721a2b6



main

project1 /



Find file

Web IDE



Clone

README

CI/CD configuration


Add LICENSE


Add CHANGELOG

Add CONTRIBUTING

Add Kubernetes cluster


Configure Integrations


 passed



**Pipeline #469118296** triggered 2 minutes ago by  Raymond Camden


Delete

test

 1 job for `main` in 47 seconds



 latest


 `9ac67cd7` 






 No related merge requests found.


Pipeline Needs Jobs 1 Tests 0



Build

 build 

 Projects Groups More


    


 Hugo > Vue Workshop GitLab CI > Pipelines > #140012847



 passed **Pipeline #140012847** triggered 1 minute ago by  Hugo


Delete

initial commit

 1 job for `master`



 latest

 `5be35755` 

 No related merge requests found.

Pipeline Jobs 1 Tests

Build

 build 

passed Job build triggered 3 days ago by Raymond Camden

```
1 Running with gitlab-runner 14.8.0-beta.44.g57df0d52 (57df0d52)
2 on blue-4.shared.runners-manager.gitlab.com/default j2nyww-s
3 Preparing the "docker+machine" executor @0:32
4 Using Docker executor with image node:lts ...
5 Pulling docker image node:lts ...
6 Using docker image sha256:1e151315aa91158bc0c7dcc975b93e6284715d56ccb3fadf75a516f090df386b for node:lts with digest node@sha256:fd86131dd8e0faa8ba7a3e49b6bf571745946e663e4065f3bffa07204c1dde ...
7
8 Preparing environment @0:03
9 Running on runner-j2nyww-s-project-33649368-concurrent-0 via runner-j2nyww-s-shared-1644598973-fd26c192...
10
11 Getting source from Git repository @0:02
12 $ eval "$CI_PRE_CLONE_SCRIPT"
13 Fetching changes with git depth set to 20...
14 Initialized empty Git repository in /builds/raymondcamden1/project1/.git/
15 Created fresh repository.
16 Checking out 9ac67cd7 as main...
17 Skipping Git submodules setup
18
19 Executing "step_script" stage of the job script @0:06
20 Using docker image sha256:1e151315aa91158bc0c7dcc975b93e6284715d56ccb3fadf75a516f090df386b for node:lts with digest node@sha256:fd86131dd8e0faa8ba7a3e49b6bf571745946e663e4065f3bffa07204c1dde ...
21 $ npm ci
22 added 32 packages, and audited 33 packages in 3s
23 4 packages are looking for funding
24   run `npm fund` for details
25 found 0 vulnerabilities
26 $ npm run build
27 > vue-project@0.0.0 build
28 > vite build
29 vite v2.8.1 building for production...
30 transforming...
31 ✓ 22 modules transformed.
32 rendering chunks...
33 dist/assets/logo.d9b9095.svg 0.30 KiB
34 dist/index.html 0.48 KiB
35 dist/assets/index.35a612e4.js 10.14 KiB / gzip: 3.89 KiB
36 dist/assets/index.f3fa6de6.css 3.48 KiB / gzip: 1.15 KiB
37 dist/assets/vendor.7ed976ab.js 50.18 KiB / gzip: 20.23 KiB
38
39 Uploading artifacts for successful job @0:02
40 Uploading artifacts...
41 dist: found 8 matching files and directories
42 Uploading artifacts as "archive" to coordinator... 201 Created id=2084212666 responseStatus=201 Created token=LymUP6x
43
44 Cleaning up project directory and file based variables @0:01
45
46 Job succeeded
```

build Retry

Duration: 47 seconds  
Finished: 3 days ago  
Timeout: 1h (from project) ⓘ  
Runner: #12270837 (j2nyww-s) 4-blue.shared.runners-manager.gitlab.com/default

Job artifacts  
These artifacts are the latest. They will not be deleted (even if expired) until newer artifacts are available.

Keep Download Browse

Commit 9ac67cd7 ⓘ  
test

Pipeline #469118296 for main ⓘ

build

→ build

p

Project1

Project ID: 33649368

▾  Star 0  Fork 0

5 Commits  1 Branch  0 Tags  512 KB Files  546 KB Storage

main ▾ project1 /  ▾


History Find file Web IDE ▾  ▾ Clone ▾


add testing step  0adcf4f0

Raymond Camden authored 28 seconds ago

Upload File  README  CI/CD configuration  Add LICENSE  Add CHANGELOG  Add CONTRIBUTING

Add Kubernetes cluster  Configure Integrations

 failed


Pipeline #470914286 triggered just now by  Raymond Camden



Retry

Delete

add testing step

 2 jobs for `main`

 latest


 90e0a752 



 No related merge requests found.


Pipeline Needs Jobs 2 Tests 0


Build


Test



 build 

 test


 running


Pipeline #470915559 triggered just now by  Raymond Camden



Cancel running


Delete

add testing step

 2 jobs for `main`

 latest



 47c784ca 



 No related merge requests found.


Pipeline Needs Jobs 2 Tests 0


Build

Test

 build 


 test 


 passed



**Pipeline #470915559** triggered just now by  Raymond Camden


Delete

## add testing step

 2 jobs for `main`


 latest


 47c784ca 

 No related merge requests found.


Pipeline Needs Jobs 2 Tests 0


Build

 build





Test

 test







 passed



**Pipeline #470921913** triggered 32 seconds ago by  Raymond Camden


Delete

## add linting

 3 jobs for `main` (queued for 1 second)



 latest

 `8d207edf` 



 No related merge requests found.



Pipeline Needs Jobs 3 Tests 0

Build

 build 

Test

 lint 

 test 



### calendar-eleventy-pd

Deploys from [GitHub](#)

Owned by Raymond Camden's team

Last published on Jan 27 (18 days ago)



### admiring-fermi-e83d2d

Deploys from [GitHub](#)

Owned by Raymond Camden's team

Last published on Jan 27 (18 days ago)



### scheduledfunctiontest

Deploys from [GitHub](#)

Owned by Raymond Camden's team

Last published on Feb 4 (10 days ago)



### idlefleet

Deploys from [GitHub](#)

Owned by Raymond Camden's team

Last published on Jan 13 (a month ago)



### mypdftoolbox

Deploys from [GitHub](#)

Owned by Raymond Camden's team

Last published on Jan 12 (a month ago)

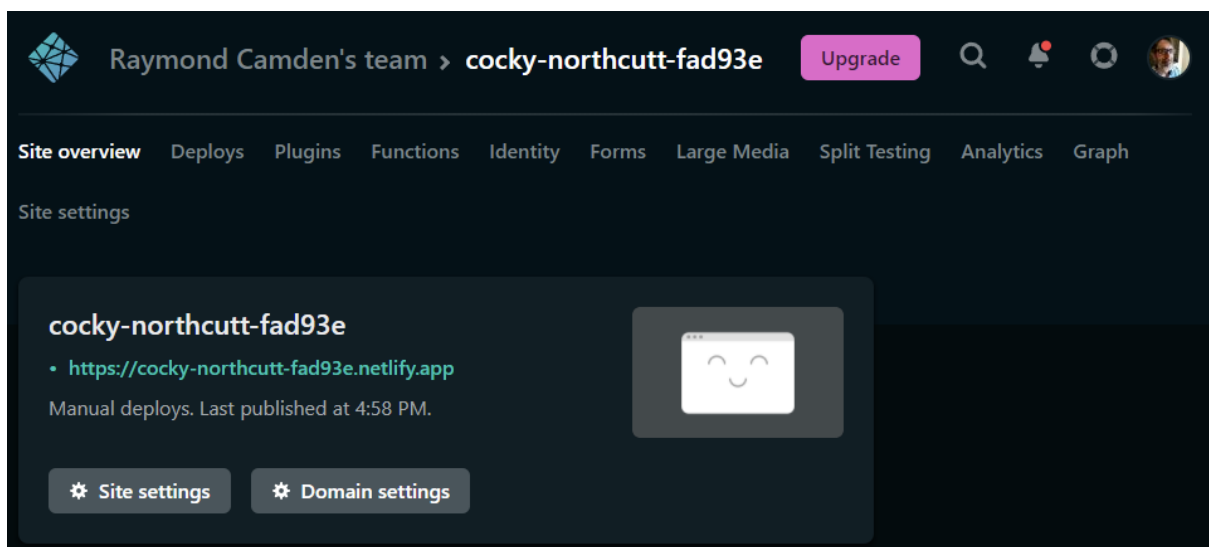
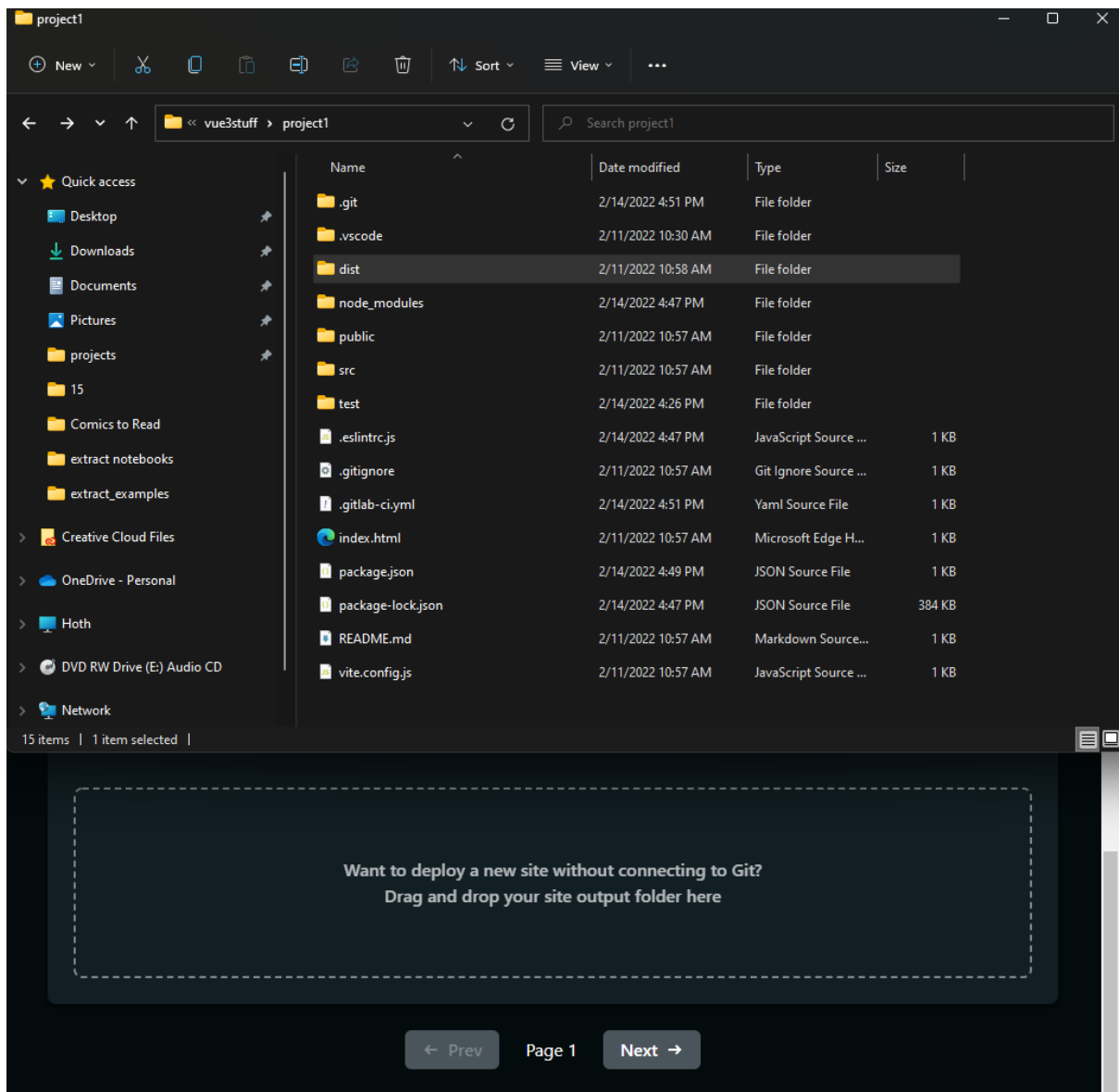


Want to deploy a new site without connecting to Git?  
Drag and drop your site output folder here

← Prev

Page 1

Next →





## You did it!

You've successfully created a project with [Vite](#) + [Vue 3](#).



### Documentation

Vue's [official documentation](#) provides you with all information you need to get started.



### Tooling

This project is served and bundled with [Vite](#). The recommended IDE setup is [VSCode](#) + [Volar](#). If you need to test your components and web pages, check out [Cypress](#) and [Cypress Component Testing](#). More instructions are available in `README.md`.



### Ecosystem

Get official tools and libraries for your project: [Pinia](#), [Vue Router](#), [Vue Test Utils](#), and [Vue Dev Tools](#). If you need more resources, we suggest paying [Awesome Vue](#) a visit.



### Community

Got stuck? Ask your question on [Vue Land](#), our official Discord server, or [StackOverflow](#). You should also subscribe to [our mailing list](#) and follow the official [@vuejs](#) twitter account for latest news in the Vue world.



### Support Vue

As an independent project, Vue relies on community backing for its sustainability. You can help us by [becoming a sponsor](#).

[Add new site](#) ▼

**cocky-northcutt-fad93e**

Manual deploys

Owned by **Raymond Camden's team**

Last published at 4:58 PM (3 minutes ago)



# Import an existing project from a Git repository

From zero to hero, three easy steps to get your site on Netlify.

1. Connect to Git provider

2. Pick a repository

3. Site settings, and deploy!


## Connect to Git provider

Choose the Git provider where your site's source code is hosted. When you push to Git, we run your build tool of choice on our servers and deploy the result.

You can [unlock options for self-hosted GitHub/GitLab](#) by upgrading to the Business plan.

 GitHub

 GitLab

 Bitbucket

Don't have a project yet? [Start from a template instead.](#)

## Authorize Netlify to use your account?

An application called [Netlify](#) is requesting access to your GitLab account. This application was created for group [netlify](#). Please note that this application is not provided by GitLab and you should verify its authenticity before allowing access.

This application will be able to:

- **Access the authenticated user's API**  
Grants complete read/write access to the API, including all groups and projects, the container registry, and the package registry.

Deny

Authorize

## Pick a repository from GitLab

Choose the repository you want to link to your site on Netlify. When you push to Git, we run your build tool of choice on our servers and deploy the result.



raymondcamden1

🔍 Search repos



raymondcamden1/project1

🔒 Private >

## Site settings for raymondcamden1/project1

Get more control over how Netlify builds and deploys your site with these settings.

Owner

Raymond Camden's team



Branch to deploy

main



### Basic build settings

If you're using a static site generator or build tool, we'll need these settings to build your site.

[Learn more in the docs](#) ↗

Base directory



Build command

npm run build



Publish directory

dist



Show advanced

Deploy site


wizardly-williams-eaed75

• <https://wizardly-williams-eaed75.netlify.app>

Deploys from [GitLab](#). Last published at 5:08 PM.

⚙ Site settings

⚙ Domain settings



## Getting started

1


**Your site is deployed ✓**  
Try a test build and deploy, directly from your Git repository or a folder.

2

**Set up a custom domain →**  
Buy a new domain or setup a domain you already own.


3

**Secure your site with HTTPS**  
Your site is secured automatically with a Let's Encrypt certificate.

 **Production deploys** >





Production: main@HEAD **Published** >

5:08 PM: No deploy message



Raymond Camden's team ▾

Upgrade



Team overview

Sites

Builds

Plugins


Domains

Members

Audit log

Billing

Team settings

 Search sites

Add new site ▾

# Import an existing project from a Git repository

From zero to hero, three easy steps to get your site on Netlify.

1. Connect to Git provider

2. Pick a repository

3. Site settings, and deploy!


## Connect to Git provider

Choose the Git provider where your site's source code is hosted. When you push to Git, we run your build tool of choice on our servers and deploy the result.

You can [unlock options for self-hosted GitHub/GitLab](#) by upgrading to the Business plan.

 GitHub

 GitLab

 Bitbucket

Don't have a project yet? [Start from a template instead.](#)





Sign in to **GitHub**  
to continue to **Netlify**

Username or email address

Password

[Forgot password?](#)

Sign in

New to GitHub? [Create an account.](#)

# Import an existing project from a Git repository

From zero to hero, three easy steps to get your site on Netlify.

1. Connect to Git provider

2. Pick a repository

3. Site settings, and deploy!

## Pick a repository from GitHub

Choose the repository you want to link to your site on Netlify. When you push to Git, we run your build tool of choice on our servers and deploy the result.



cfjedimaster ▾

Q vue



cfjedimaster/begin-vue-app



cfjedimaster/create-vuepress



cfjedimaster/intro-to-vuex



cfjedimaster/nativescript-vue.org



cfjedimaster/netlify-vuepress-demo



## Build settings

Repository:

[Link to a different repository →](#)

Base directory:

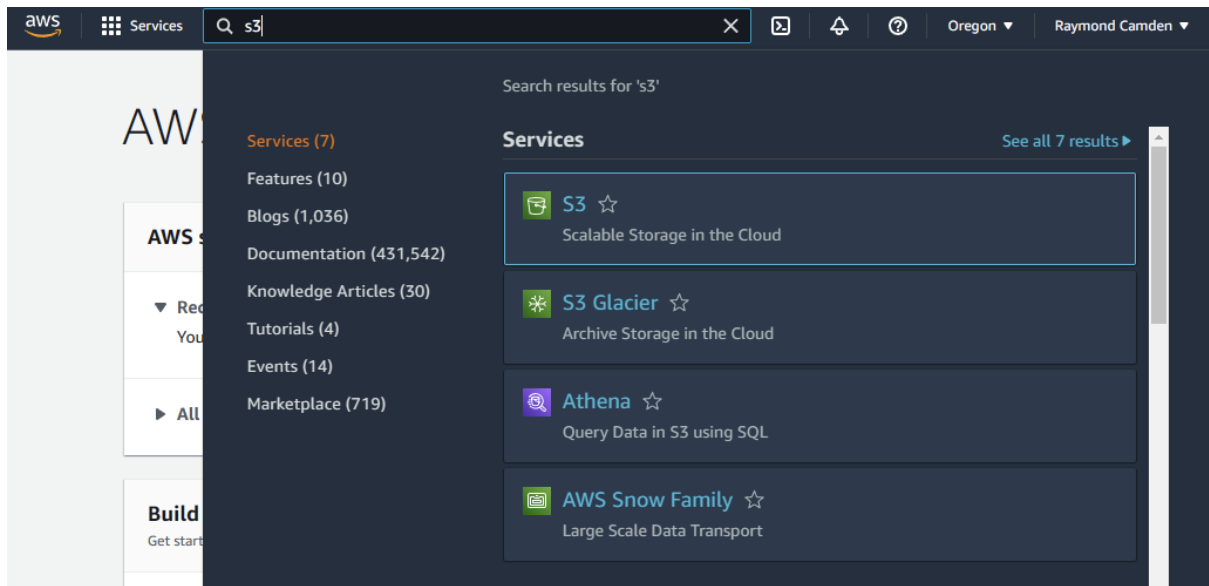
For monorepos or sites built from a subdirectory of a repository, the directory to change to before starting a build.

Build command:

npm run build

Publish directory:

dist



## Buckets (11) [Info](#)

Buckets are containers for data stored in S3. [Learn more](#)



Copy ARN

Empty

Delete

Create bucket



Find buckets by name

### General configuration

Bucket name

vue-workshop-ray

Bucket name must be unique and must not contain spaces or uppercase letters. [See rules for bucket naming](#)

AWS Region


US West (Oregon) us-west-2

Copy settings from existing bucket - *optional*

Only the bucket settings in the following configuration are copied.

Choose bucket

### Bucket settings for Block Public Access

Public access is granted to buckets and objects through access control lists (ACLs), bucket policies, access point policies, or all. In order to ensure that public access to this bucket and its objects is blocked, turn on Block all public access. These settings apply only to this bucket and its access points. AWS recommends that you turn on Block all public access, but before applying any of these settings, ensure that your applications will work correctly without public access. If you require some level of public access to this bucket or objects within, you can customize the individual settings below to suit your specific storage use cases. [Learn more](#) 


- ☐ **Block all public access**  
Turning this setting on is the same as turning on all four settings below. Each of the following settings are independent of one another.
- ☐ **Block public access to buckets and objects granted through new access control lists (ACLs)**  
S3 will block public access permissions applied to newly added buckets or objects, and prevent the creation of new public access ACLs for existing buckets and objects. This setting doesn't change any existing permissions that allow public access to S3 resources using ACLs.
- ☐ **Block public access to buckets and objects granted through any access control lists (ACLs)**  
S3 will ignore all ACLs that grant public access to buckets and objects.
- ☐ **Block public access to buckets and objects granted through new public bucket or access point policies**  
S3 will block new bucket and access point policies that grant public access to buckets and objects. This setting doesn't change any existing policies that allow public access to S3 resources.
- ☐ **Block public and cross-account access to buckets and objects through any public bucket or access point policies**  
S3 will ignore public and cross-account access for buckets or access points with policies that grant public access to buckets and objects.



**Turning off block all public access might result in this bucket and the objects within becoming public**  
AWS recommends that you turn on block all public access, unless public access is required for specific and verified use cases such as static website hosting.

- ☒ I acknowledge that the current settings might result in this bucket and the objects within becoming public.

## Static website hosting

Use this bucket to host a website or redirect requests. [Learn more](#) 

Edit

Static website hosting

Disabled

## Static website hosting

Use this bucket to host a website or redirect requests. [Learn more](#)

### Static website hosting

- ☐ Disable
- ☒ Enable

### Hosting type

- ☒ Host a static website  
Use the bucket endpoint as the web address. [Learn more](#)
- ☐ Redirect requests for an object  
Redirect requests to another bucket or domain. [Learn more](#)

**i** For your customers to access content at the website endpoint, you must make all your content publicly readable. To do so, you can edit the S3 Block Public Access settings for the bucket. For more information, see [Using Amazon S3 Block Public Access](#)

### Index document

Specify the home or default page of the website.

### Error document - optional

This is returned when an error occurs.

### Redirection rules – optional

Redirection rules, written in JSON, automatically redirect webpage requests for specific content. [Learn more](#)

1

Cancel

Save changes

## Static website hosting

Use this bucket to host a website or redirect requests. [Learn more](#)

Edit

### Static website hosting

Enabled

### Hosting type

Bucket hosting

### Bucket website endpoint

When you configure your bucket as a static website, the website is available at the AWS Region-specific website endpoint of the bucket. [Learn more](#)

 <http://vue-workshop-ray.s3-website-us-west-2.amazonaws.com> 

# Upload Info

Add the files and folders you want to upload to S3. To upload a file larger than 160GB, use the AWS CLI, AWS SDK or Amazon S3 REST API. [Learn more](#)

Drag and drop files and folders you want to upload here, or choose **Add files**, or **Add folders**.

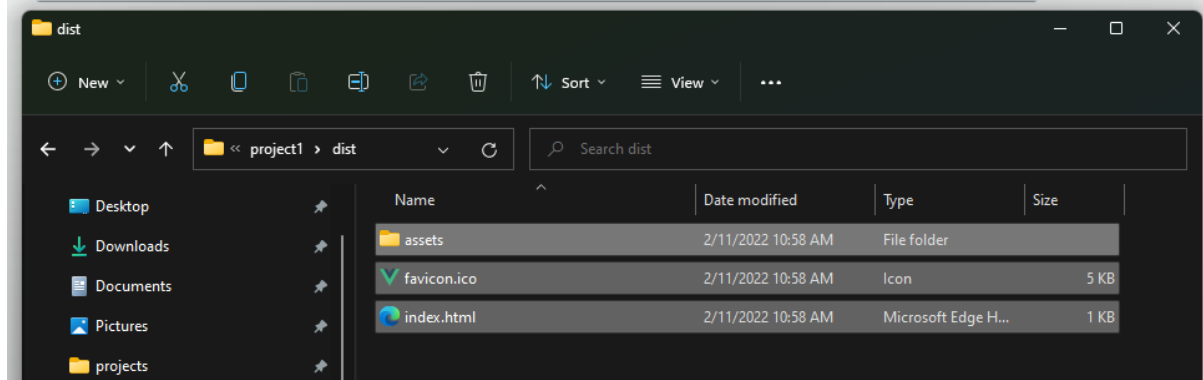
## Files and folders (6 Total, 68.8 KB)

[Remove](#)[Add files](#)[Add folder](#)

All files and folders in this table will be uploaded.

&lt; 1 &gt;

<input type="checkbox"/>	Name	Folder	Type	Size
<input type="checkbox"/>	favicon.ico	-	image/x-icon	4.2 KB
<input type="checkbox"/>	index.35a612e4.js	assets/	text/javascript	10.1 KB
<input type="checkbox"/>	index.f3fa6de6.css	assets/	text/css	3.5 KB
<input type="checkbox"/>	index.html	-	text/html	494.0 B
<input type="checkbox"/>	logo.da9b9095.svg	assets/	image/svg+xml	308.0 B
<input type="checkbox"/>	vendor.7ed976ab.js	assets/	text/javascript	50.2 KB



# Edit bucket policy [Info](#)

## Bucket policy

The bucket policy, written in JSON, provides access to the objects stored in the bucket. Bucket policies don't apply to objects owned by other accounts. [Learn more](#)

[Policy examples](#)

[Policy generator](#)

Bucket ARN

arn:aws:s3:::vue-workshop-ray

## Policy

```
1 {  
2   "Version": "2012-10-17",  
3   "Statement": [  
4     {  
5       "Sid": "PublicReadGetObject",  
6       "Effect": "Allow",  
7       "Principal": "*",  
8       "Action": [  
9         "s3:GetObject"  
10      ],  
11      "Resource": [  
12        "arn:aws:s3:::vue-workshop-ray/*"  
13      ]  
14    }  
15  ]  
16 }
```

+ Add new statement

JSON Ln 12, Col 24

Security: 0 Errors: 0 Warnings: 0 Suggestions: 0

[Preview external access](#)

Edit statement

PublicReadGet

Remove

### 1. Add actions

Choose a service

Filter services

Included

S3

Available

AMP

API Gateway

API Gateway V2

Access Analyzer

Account

Activate

Alexa for Business

Amplify

### 2. Add a resource


Add

### 3. Add a condition (optional)

Add

Cancel

Save changes



## You did it!

You've successfully created a project with [Vite](#) + [Vue 3](#).

### Documentation

Vue's [official documentation](#) provides you with all information you need to get started.

### Tooling

This project is served and bundled with [Vite](#). The recommended IDE setup is [VSCode](#) + [Volar](#). If you need to test your components and web pages, check out [Cypress](#) and [Cypress Component Testing](#). More instructions are available in [README.md](#).

### Ecosystem

Get official tools and libraries for your project: [Pinia](#), [Vue Router](#), [Vue Test Utils](#), and [Vue Dev Tools](#). If you need more resources, we suggest paying [Awesome Vue](#) a visit.

### Community

Got stuck? Ask your question on [Vue Land](#), our official Discord server, or [StackOverflow](#). You should also subscribe to [our mailing list](#) and follow the official [@vuejs](#) twitter account for latest news in the Vue world.

### Support Vue

As an independent project, Vue relies on community backing for its sustainability. You can help us by [becoming a sponsor](#).

CloudFront > Distributions

Distributions (1) [Info](#)

Enable

Disable

Delete

Create distribution

Search all distributions

< 1 >

<input type="checkbox"/>	ID	Descrip...	Domai...	Alterna...	Origins	Status
<input type="checkbox"/>	E1IW8FTRPKJEZM	-	d13ghax7...	static.raymond	static.raymond	<div>Enabled</div>

## Origin

### Origin domain

Choose an AWS origin, or enter your origin's domain name.

vue-workshop-ray.s3.us-west-2.amazonaws.com

X

### Origin path - optional [Info](#)

Enter a URL path to append to the origin domain name for origin requests.

Enter the origin path

### Name

Enter a name for this origin.

vue-workshop-ray.s3.us-west-2.amazonaws.com



## Default cache behavior

Path pattern [Info](#)

Default (\*)

Compress objects automatically [Info](#)

- ☐ No
- ☒ Yes

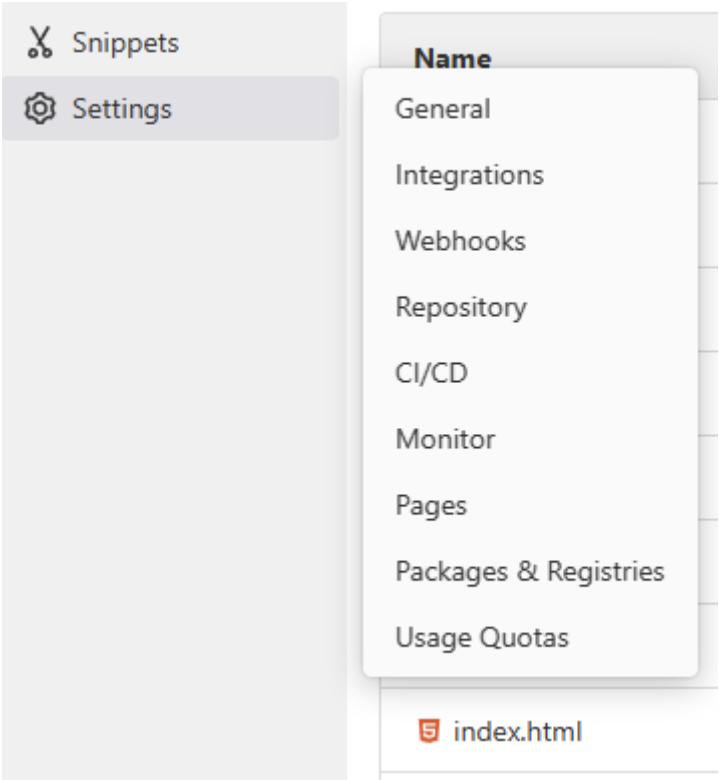
## Viewer

Viewer protocol policy

- ☐ HTTP and HTTPS
- ☒ Redirect HTTP to HTTPS
- ☐ HTTPS only

Allowed HTTP methods

- ☒ GET, HEAD
- ☐ GET, HEAD, OPTIONS
- ☐ GET, HEAD, OPTIONS, PUT, POST, PATCH, DELETE



Variables

Collapse

Variables store information, like passwords and secret keys, that you can use in job scripts. [Learn more.](#)

Variables can be:

- **Protected:** Only exposed to protected branches or tags.
- **Masked:** Hidden in job logs. Must match masking requirements. [Learn more.](#)

Environment variables are configured by your administrator to be **protected** by default.

Type	↑ Key	Value	Protected	Masked	Environments
------	-------	-------	-----------	--------	--------------

There are no variables yet.

Add variable

### Add variable



Key

AWS\_ACCESS\_KEY\_ID

Value

Type

Variable



Environment scope

All (default)



Flags

☐

Protect variable

Export variable to pipelines running on protected branches and tags only.

☒

Mask variable

Variable will be masked in job logs. Requires values to meet regular expression requirements. [More information](#)



Deploying to AWS is easy with GitLab



[Use a template to deploy to ECS](#), or use a docker image to [run AWS commands in GitLab CI/CD](#).



[Learn more about deploying to AWS](#)

Cancel

Add variable

### Add variable



Key

AWS\_REGION

Value

us-west-2

Type

Variable



Environment scope

All (default)



Flags

☐

Protect variable

Export variable to pipelines running on protected branches and tags only.

☐

Mask variable

Variable will be masked in job logs. Requires values to meet regular expression requirements. [More information](#)

Cancel

Add variable

## Test s3 deploy

🕒 4 jobs for `main`

📁 `latest`

🔑 `399cd46a` 

🔗 No related merge requests found.

**Pipeline** Needs Jobs **4** Tests **0**

Build

✓ build



Test

✓ lint



✓ test



Deploy


✓ deploy






`dist`

```
├── assets
│   ├── index.daf4f15d.css
│   ├── index.e007304a.js
│   └── vendor.c6e782ca.js
├── favicon.ico
└── index.html
```

1 directory, 5 files


 **GitLab**

 Menu


 

B


Booksearch



Project information




Repository




Issues

0



Merge requests

0




CI/CD

Pipelines


Editor

Jobs


Schedules




Security & Compliance




Deployments




Monitor




Infrastructure




Packages & Registries




Analytics



Wiki





Snippets




Settings


Raymond Camden > Booksearch > Pipelines > #474672557



 running


Pipeline #474672557 triggered just now by  Raymond Camden

Misc change

 1 job for `master`

 latest

 8eeda732 

 No related merge requests found.


Pipeline


Needs

Jobs 1

Tests 0

Build

 build





B Booksearch

Project information

Repository

Issues 0

Merge requests 0

CI/CD

Pipelines

Editor

Jobs

Schedules

Security & Compliance

Deployments

Monitor

Infrastructure

Packages & Registries

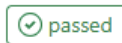
Analytics

Wiki

Snippets

Settings

Raymond Camden > Booksearch > Pipelines > #474671426



passed

Pipeline #474671426 triggered 27 seconds ago by Raymond Camden

## Initial commit

1 job for master

latest

05969e4c

No related merge requests found.

Pipeline Needs Jobs 1 Tests 0

### Build

build



B

Booksearch

Project information

Repository

Issues0

Merge requests0

CI/CD

Pipelines

Editor

Jobs

Schedules

Security & Compliance

Deployments

Monitor

Infrastructure

Packages & Registries


Analytics

Wiki

Snippets

Settings

running

Pipeline #474678906 triggered just now by  Raymond Camden

## add linting

2 jobs for master

latest

43cb6e67

No related merge requests found.

PipelineNeedsJobs2Tests0

Build

Test

build

lint

B



## Pipelines

Editor

Jobs

## Schedules



11



Raymond Camden > Booksearch > Pipelines > #474679690

passed

**Pipeline #474679690** triggered just now by  **Raymond Camden**



Raymond Camden

## fix linting



2 jobs for master



latest

c3d07e05 

17

No related merge requests found.

## Pipeline

## Needs

Jobs 2

Tests 0

0

## Build

## Test



build



②

lint





# Import an existing project from a Git repository

From zero to hero, three easy steps to get your site on Netlify.

1. Connect to Git provider

2. Pick a repository

3. Site settings, and deploy!

## Pick a repository from GitLab

Choose the repository you want to link to your site on Netlify. When you push to Git, we run your build tool of choice on our servers and deploy the result.



raymondcamden1

Search repos



raymondcamden1/booksearch



raymondcamden1/project1

Private



Can't see your repo here? You need to be at least a GitLab maintainer or administrator of the repo. [Check your permissions on GitLab.](#)

# Import an existing project from a Git repository

From zero to hero, three easy steps to get your site on Netlify.

1. Connect to Git provider

2. Pick a repository

3. Site settings, and deploy!

## Site settings for raymondcamden1/booksearch

Get more control over how Netlify builds and deploys your site with these settings.

Owner

Raymond Camden's team



Branch to deploy

master



### Basic build settings

If you're using a static site generator or build tool, we'll need these settings to build your site.

[Learn more in the docs](#) ↗

Base directory



Build command

npm run build



Publish directory

dist



Show advanced

Deploy site

**gallant-bohr-539787**

• Site deploy in progress

Deploys from [GitLab](#). Created at 3:54 PM.



⚙ Site settings

⚙ Domain settings

Find a book

neil gaiman

Search

3696 books found.

- [American Gods](#) - Neil Gaiman
- [The Graveyard Book](#) - Neil Gaiman
- [Good Omens](#) - Neil Gaiman, Terry Pratchett
- [Coraline](#) - Neil Gaiman
- [Stardust](#) - Neil Gaiman
- [Fragile Things](#) - Neil Gaiman
- [Smoke and Mirrors](#) - Neil Gaiman
- [The Neil Gaiman Reader](#) - Neil Gaiman
- [The Book That Made Me](#) - Judith Ridge
- [The Neil Gaiman Library Volume 1](#) - Neil Gaiman, P. Craig Russell